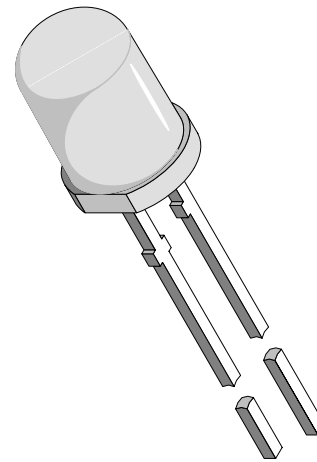




Silicon PIN Photodiode

Description

BPV10 is a very high speed and high sensitive PIN photodiode in a standard T-1 $\frac{3}{4}$ plastic package. Due to its waterclear epoxy the device is sensitive to visible and infrared radiation.



94 8390

Features

- Extra fast response times
- High bandwidth B = 250 MHz at $V_R=12$ V
- High photo sensitivity
- Radiant sensitive area $A=0.78\text{mm}^2$
- Standard T-1 $\frac{3}{4}$ (\varnothing 5 mm) package with clear lens
- Angle of half sensitivity $\varphi = \pm 20^\circ$

Applications

Wide band detector for demodulation of fast signals, industrial electronics, measurement, control circuits and fast interrupters

Absolute Maximum Ratings

$T_{\text{amb}} = 25^\circ\text{C}$

Parameter	Test Conditions	Symbol	Value	Unit
Reverse Voltage		V_R	60	V
Power Dissipation	$T_{\text{amb}} \leq 25^\circ\text{C}$	P_V	215	mW
Junction Temperature		T_j	100	$^\circ\text{C}$
Storage Temperature Range		T_{stg}	-55...+100	$^\circ\text{C}$
Soldering Temperature	$t \leq 5$ s, 2 mm from body	T_{sd}	260	$^\circ\text{C}$
Thermal Resistance Junction/Ambient		R_{thJA}	350	K/W

BPV10**Vishay Telefunken****Basic Characteristics** $T_{amb} = 25^{\circ}\text{C}$

Parameter	Test Conditions	Symbol	Min	Typ	Max	Unit
Forward Voltage	$I_F = 50\text{ mA}$	V_F		1.0	1.3	V
Breakdown Voltage	$I_R = 100\text{ }\mu\text{A}, E = 0$	$V_{(BR)}$	60			V
Reverse Dark Current	$V_R = 20\text{ V}, E = 0$	I_{ro}		1	5	nA
Diode Capacitance	$V_R = 0\text{ V}, f = 1\text{ MHz}, E = 0$	C_D		11		pF
	$V_R = 5\text{ V}, f = 1\text{ MHz}, E = 0$	C_D		3.8		pF
Open Circuit Voltage	$E_A = 1\text{ klx}$	V_o		480		mV
	$E_e = 1\text{ mW/cm}^2, \lambda = 950\text{ nm}$	V_o		450		mV
Short Circuit Current	$E_A = 1\text{ klx}$	I_k		80		μA
	$E_e = 1\text{ mW/cm}^2, \lambda = 950\text{ nm}$	I_k		65		μA
Reverse Light Current	$E_A = 1\text{ klx}, V_R = 5\text{ V}$	I_{ra}		85		μA
	$E_e = 1\text{ mW/cm}^2, \lambda = 950\text{ nm}, V_R = 5\text{ V}$	I_{ra}	38	70		μA
Absolute Spectral Sensitivity	$V_R = 5\text{ V}, \lambda = 950\text{ nm}$	$s(\lambda)$		0.55		A/W
Angle of Half Sensitivity		ϕ		± 20		deg
Wavelength of Peak Sensitivity		λ_p		920		nm
Range of Spectral Bandwidth		$\lambda_{0.5}$		570...1040		nm
Quantum Efficiency	$\lambda = 950\text{ nm}$	η		72		%
Noise Equivalent Power	$V_R = 20\text{ V}, \lambda = 950\text{ nm}$	NEP		3×10^{-14}		W/ $\sqrt{\text{Hz}}$
Detectivity	$V_R = 20\text{ V}, \lambda = 950\text{ nm}$	D^*		3×10^{12}		$\text{cm}^2\sqrt{\text{Hz}}/\text{W}$
Rise Time	$V_R = 50\text{ V}, R_L = 50\text{ }\Omega, \lambda = 820\text{ nm}$	t_r		2.5		ns
Fall Time	$V_R = 50\text{ V}, R_L = 50\text{ }\Omega, \lambda = 820\text{ nm}$	t_f		2.5		ns

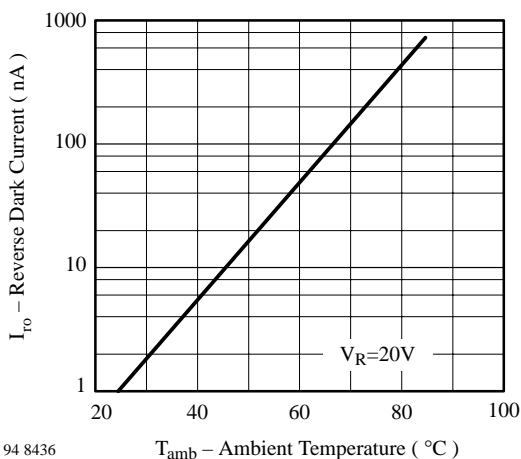
Typical Characteristics ($T_{amb} = 25^{\circ}\text{C}$ unless otherwise specified)

Figure 1. Reverse Dark Current vs. Ambient Temperature

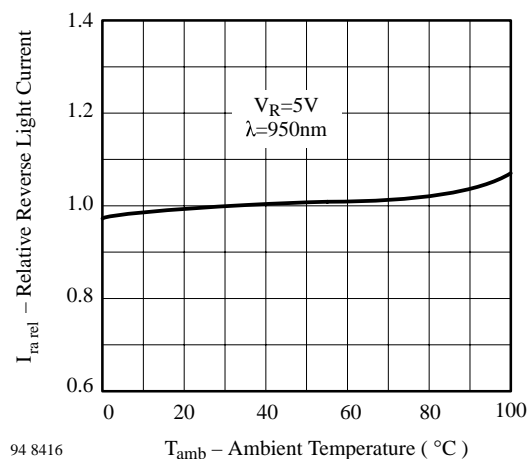
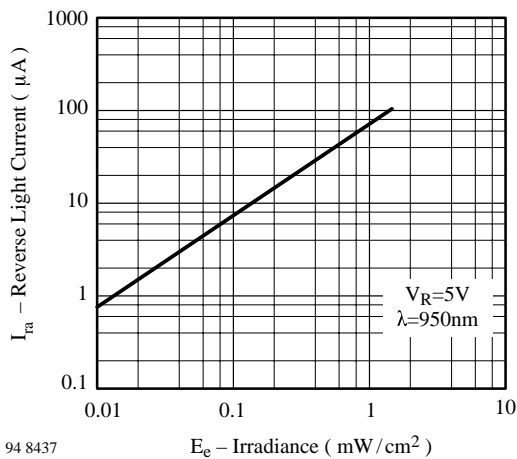
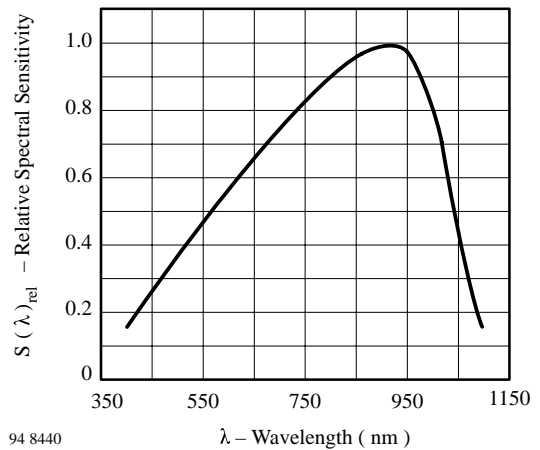


Figure 2. Relative Reverse Light Current vs. Ambient Temperature



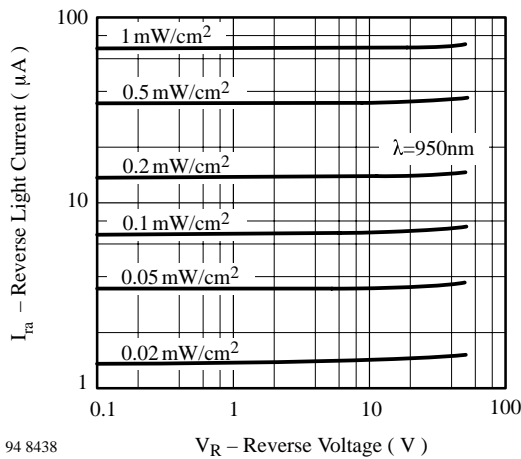
94 8437

Figure 3. Reverse Light Current vs. Irradiance



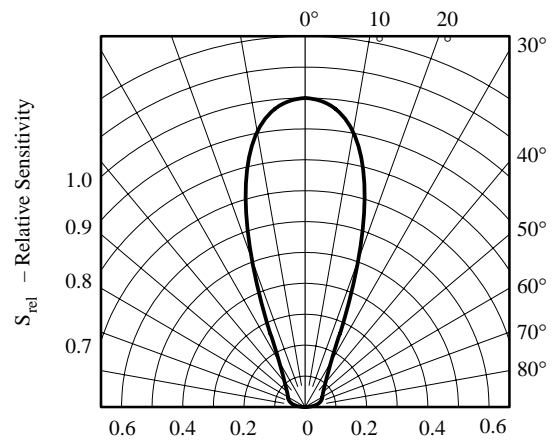
94 8440

Figure 6. Relative Spectral Sensitivity vs. Wavelength



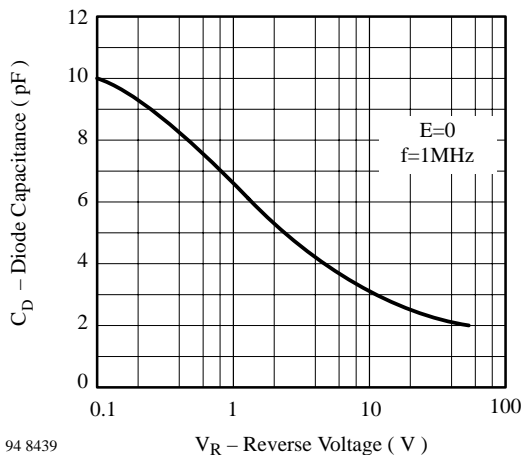
94 8438

Figure 4. Reverse Light Current vs. Reverse Voltage



94 8624

Figure 7. Relative Radiant Sensitivity vs. Angular Displacement



94 8439

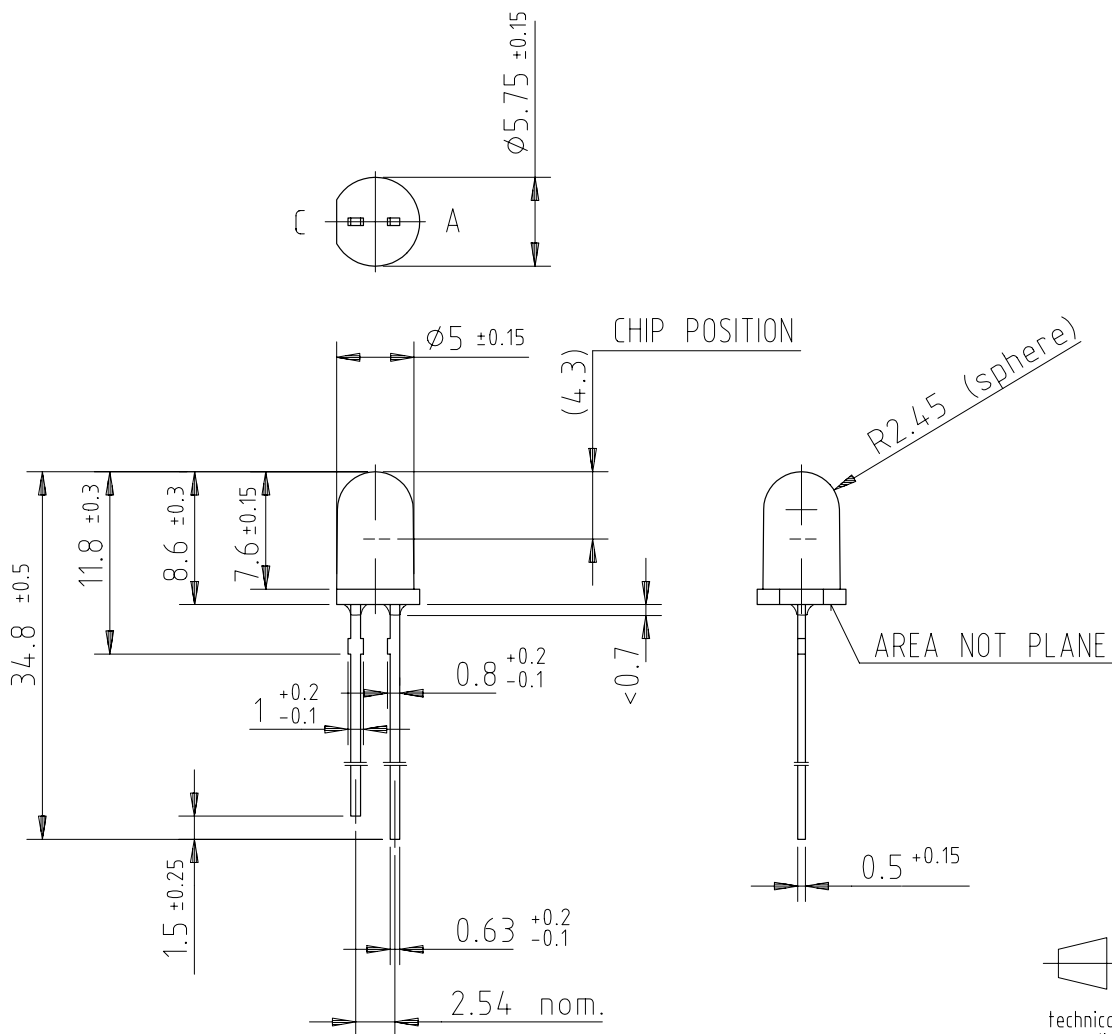
Figure 5. Diode Capacitance vs. Reverse Voltage

BPV10

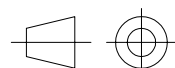


Vishay Telefunken

Dimensions in mm



9612199



technical drawings according to DIN specifications



Ozone Depleting Substances Policy Statement

It is the policy of **Vishay Semiconductor GmbH** to

1. Meet all present and future national and international statutory requirements.
2. Regularly and continuously improve the performance of our products, processes, distribution and operating systems with respect to their impact on the health and safety of our employees and the public, as well as their impact on the environment.

It is particular concern to control or eliminate releases of those substances into the atmosphere which are known as ozone depleting substances (ODSs).

The Montreal Protocol (1987) and its London Amendments (1990) intend to severely restrict the use of ODSs and forbid their use within the next ten years. Various national and international initiatives are pressing for an earlier ban on these substances.

Vishay Semiconductor GmbH has been able to use its policy of continuous improvements to eliminate the use of ODSs listed in the following documents.

1. Annex A, B and list of transitional substances of the Montreal Protocol and the London Amendments respectively
2. Class I and II ozone depleting substances in the Clean Air Act Amendments of 1990 by the Environmental Protection Agency (EPA) in the USA
3. Council Decision 88/540/EEC and 91/690/EEC Annex A, B and C (transitional substances) respectively.

Vishay Semiconductor GmbH can certify that our semiconductors are not manufactured with ozone depleting substances and do not contain such substances.

We reserve the right to make changes to improve technical design and may do so without further notice.

Parameters can vary in different applications. All operating parameters must be validated for each customer application by the customer. Should the buyer use Vishay-Telefunken products for any unintended or unauthorized application, the buyer shall indemnify Vishay-Telefunken against all claims, costs, damages, and expenses, arising out of, directly or indirectly, any claim of personal damage, injury or death associated with such unintended or unauthorized use.

Vishay Semiconductor GmbH, P.O.B. 3535, D-74025 Heilbronn, Germany
Telephone: 49 (0)7131 67 2831, Fax number: 49 (0)7131 67 2423