







































OUTLINE	DEVICE		IREDV _F	SENSORV _{CEO}	SENSORV _{CEO}	ICMIN.	PACKAGE DIMENSION
	槽距	PARTNO.	TYF: @I _F =20mA	MIN. @I _C =1mA	MIN. IE=100 μ A	@I _F =20Ma/ V _{ce} =5V	
	5.2mm	HY-301A	1.2V	30V	5V	0.5mA	Fig.1-27
	6.0mm	HY-301-05	1.2V	30V	5V	0.5mA	Fig.1-28
	5.0mm	HY-301-07	1.2V	30V	5V	0.4mA	Fig.1-29
	4.1mm	HY-301-19	1.2V	30V	5V	1.5mA	Fig.1-30
	4.0mm	HY-301-21	1.2V	30V	5V	0.4mA	Fig.1-31
	2.7mm	HY-306-01	1.2V	30V	5V	5.0mA	Fig.1-32
	3.0mm	HY-306-02	1.2V	30V	5V	0.5mA	Fig.1-33
	3.2mm	HY870L	1.2V	30V	5V	0.5mA	Fig.1-47
	3.2mm	HY870P	1.2V	30V	5V	0.5mA	Fig.1-48
	3.0mm	HY805	1.2V	30V	5V	0.5mA	Fig.1-34

OUTLINE	DEVICE		IREDV _F	SENSORV _{CEO}	SENSORV _{CEO}	ICMIN.	PACKAGE DIMENSION	
	槽距	PARTNO.	TYP. @I _F =20mA	MIN. @I _C =1mA	MIN. IE=100μA	@I _F =20mA/ V _{CE} =5V	I _F mA	I _C mA
	3.2mm	HY860C	1.2V	30V	5V	0.5mA	Fig.1-45	
	4.2mm	HY860D	1.2V	30V	5V	0.5mA	Fig.1-46	
	6.0mm	HY860F	1.2V	30V	5V	0.5mA	Fig.1-47	
	8.0mm	HY860H	1.2V	30V	5V	0.5mA	Fig.1-48	
	3.2mm	HY860N	1.2V	30V	5V	0.5mA	Fig.1-49	
	10mm	HY810H	1.2V	30V	5V	0.5mA	Fig.1-50	
		HY308	1.2V	30V	5V	100uA	Fig.1-51	
	IC mA	HY5000/L	CTR %	IF mA	V _{CEO} 1MA	V _{CEO} 1V	I _F mA	I _C mA
	>0.3		>1.5	20	>32	<0.3	20	0.1
	IC mA	HY70	CTR %	IF mA	V _{CEO} 1MA	V _{CEO} 1V	I _F mA	I _C mA
	>0.3		>1.5	20	>32	<0.3	20	0.1

OUTLINE	DEVICE		IREDV _F	SENSORV _{CEO}	SENSORV _{CEO}	ICMIN.	PACKAGE DIMENSION
	槽距	PARTNO.	TYP. @I _F =20mA	MIN. @I _C =1mA	MIN. IE=100 μ A	@I _F =20Ma/ V _{ce} =5V	
	5.2mm	HY-301A	1.2V	30V	5V	0.5mA	Fig.1-27
	6.0mm	HY-301-05	1.2V	30V	5V	0.5mA	Fig.1-28
	5.0mm	HY-301-07	1.2V	30V	5V	0.4mA	Fig.1-29
	4.1mm	HY-301-19	1.2V	30V	5V	1.5mA	Fig.1-30
	4.0mm	HY-301-21	1.2V	30V	5V	0.4mA	Fig.1-31
	2.7mm	HY-306-01	1.2V	30V	5V	5.0mA	Fig.1-32
	3.0mm	HY-306-02	1.2V	30V	5V	0.5mA	Fig.1-33
	3.2mm	HY870L	1.2V	30V	5V	0.5mA	Fig.1-47
	3.2mm	HY870P	1.2V	30V	5V	0.5mA	Fig.1-48
	3.0mm	HY805	1.2V	30V	5V	0.5mA	Fig.1-34

OUTLINE	DEVICE		IREDV _F TYP: @I _F =20mA	SENSORV _{CEO} MIN. @I _C =1mA	SENSORV _{CEO} MIN. IE=100μA	ICMIN. @I _F =20Ma/ V _{ce} =5V	PACKAGE DIMENSION	
	槽距	PARTNO.						
	3.2mm	HY860C	1.2V	30V	5V	0.5mA	Fig.1-45	
	4.2mm	HY860D	1.2V	30V	5V	0.5mA	Fig.1-46	
	6.0mm	HY860F	1.2V	30V	5V	0.5mA	Fig.1-47	
	8.0mm	HY860H	1.2V	30V	5V	0.5mA	Fig.1-48	
	3.2mm	HY860N	1.2V	30V	5V	0.5mA	Fig.1-49	
	10mm	HY810H	1.2V	30V	5V	0.5mA	Fig.1-50	
		HY308	1.2V	30V	5V	100uA	Fig.1-51	
	IC mA	HY5000/L	CTR %	IF mA	V _{CEO} 1MA	V _{CEO} 1V	I _F mA	I _C mA
	>0.3		>1.5	20	>32	<0.3	20	0.1
	IC mA	HY70	CTR %	IF mA	V _{CEO} 1MA	V _{CEO} 1V	I _F mA	I _C mA
	>0.3		>1.5	20	>32	<0.3	20	0.1

HING YIP ELECTRONIC

Photointerrupters

Outline	Device		Gap (mm)	Lead Distance (mm)	Slit Width (mm)	Ic Min. @IF=20mA/ VCE=5V(mA)	Package Dimension
	Package	Part No.					
	Slotted Type	HY860C	3.2	8.13	1.2	0.8	Fig.11-8
	Slotted Type	HY860D	4.1	8.3	1.2	0.5	Fig.11-9
	Slotted Type	HY860F	6.0	10.45	1.2	0.5	Fig.11-10
	Slotted Type	HY860H	8.0	12.5	1.2	0.4	Fig.11-11
	Slotted Type	HY860N	3.2	8.13	1.2	0.8	Fig.11-12
	Slotted Type	HY870P	3.2	8.13	1.2	0.8	Fig.11-13
	Slotted Type	HY870L	3.2	8.13	1.2	0.8	Fig.11-14
	Slotted Type	HY805	3.0	8.0	1.2	0.5	Fig.11-15

HING YIP ELECTRONIC

Photointerrupters

Outline	Device		Gap (mm)	Lead Distance (mm)	Slit Width (mm)	IcMin. @IF=20mA/ VCE=5V(mA)	Package Dimension
	Package	Part No.					
	Slotted Type	HY301A	5.2	9.6	1.2	0.5	Fig.11-1
	Slotted Type	HY301-05	6.0	10.45	1.0	0.5	Fig.11-2
	Slotted Type	HY301-07	5.0	9.0	1.0	0.5	Fig.11-3
	Slotted Type	HY301-19	4.1	8.3	1.2	0.5	Fig.11-4
	Slotted Type	HY301-21	4.0	8.3	1.2	0.5	Fig.11-5
	Slotted Type	HY306-01	2.7	6.7	1.6	4.0	Fig.11-6
	Slotted Type	HY306-02	3.0	9.2	1.0	0.5	Fig.11-7

HING YIP ELECTRONIC

Electrical Optical Characteristics at Ta=25°C

Parameter	Symbol	Part No.	Min.	Typ.	Max.	Unit	Test Condition
Input LED							
Forward Voltage	V _F			1.2	1.6	V	I _F =20mA
Reverse Current	I _R				100	μA	V _R =5V
Output phototransistor							
Collector Dark Current	I _{CEO}				100	nA	V _{CE} =10V
Coupler							
Collector-Emitter Saturation Voltage	V _{CE(sat)}	HY301A			0.4	V	I _c =0.25mA, I _F =20mA
		HY301-05			0.4		I _c =0.25mA, I _F =20mA
		HY301-07			0.4		I _c =0.25mA, I _F =20mA
		HY301-19			0.4		I _c =0.25mA, I _F =20mA
		HY301-21			0.4		I _c =0.25mA, I _F =20mA
		HY306-01			0.4		I _c =2.50mA, I _F =20mA
		HY306-02			0.4		I _c =0.25mA, I _F =20mA
		HY860C			0.4		I _c =0.25mA, I _F =20mA
		HY860D			0.4		I _c =0.25mA, I _F =20mA
		HY860F			0.4		I _c =0.25mA, I _F =20mA
		HY860H			0.4		I _c =0.25mA, I _F =20mA
		HY860N			0.4		I _c =0.25mA, I _F =20mA
		HY870P			0.4		I _c =0.25mA, I _F =20mA
		HY870L			0.4		I _c =0.25mA, I _F =20mA
		HY805			0.4		I _c =0.25mA, I _F =20mA
		On State Collector Current	I _{c(ON)}	HY301A	0.5		
HY301-05	0.5						
HY301-07	0.5						
HY301-19	0.5						
HY301-21	0.5						
HY306-01	4.0						
HY306-02	0.5						
HY860C	0.8						
HY860D	0.5						
HY860F	0.5						
HY860H	0.4						
HY860N	0.8						
HY870P	0.8						
HY870L	0.8						
Response Time	Rise Time	t _r			3	μS	V _{CE} =5V, I _c =2mA R _L =100Ω
	Fall Time	t _f			4		

最大 10V

3107

26

HING YIP ELECTRONIC

Absolute Maximum Rating at Ta=25°C

Parameter	Symbol	Maximum Rating	Unit
Input LED	Continuous Forward Current	60	mA
	Reverse Voltage	5	V
	Peak Forward Current (Pulse Wide=10 S,300pps)	1	A
	Power Dissipation	75	mW
Output Phototransistor	Collector Current	20	mA
	Power Dissipation	100	mW
	Collector-emitter Voltage	30	V
	Emitter-collector Voltage	5	V
Operating Temperature Range	Topr	-25°C to +85 °C	
Storage Temperature Range	Tstg	-40°C to +100°C	
Lead Soldering Temperature [1.6mm(.063 in.)from body]	Ts	260°C for 5 Seconds	