

**MB7062**  
**MB7072**



# **XL- MaxSonar® - WR (MB7062)** **XL- MaxSonar® - WRA (MB7072)** **Weather Resistant (IP67) Sonar Range Finder** **with High Power Output, Advanced Noise Rejection,** **Auto Calibration & Long-Range Narrow Detection Zone**

*This sensor has advanced filtering to ensure reported ranges are valid. The sensor provides very short to long-range detection and ranging, in a compact, robust PVC housing, designed to meet IP67 water intrusion, and matches standard electrical 3/4" PCV pipe fittings. This sensor has a high power output along with real-time auto calibration for changing conditions (temperature, voltage or acoustic or electrical noise) that ensure you receive the most reliable (in air) ranging data for every reading taken. The low power 3.0V to 5.5V operation detects objects from 0-cm to 765-cm (25.1 feet) and provides sonar range information from out to 765-cm with 1-cm resolution (this sensor expects targets closer than the 765-cm maximum range). Objects from 0-cm to 20-cm range as 20-cm or closer. The interface output formats included are pulse width output (MB7062), real-time analog voltage envelope (MB7072), analog voltage output, and serial digital output.*

<b>Features</b>	<b>Benefits</b>	<b>Applications and Uses</b>
<ul style="list-style-type: none"> <li>• 1 hour fail-safe built into sensor</li> <li>• High acoustic power output</li> <li>• Real-time auto calibration and noise rejection for every ranging cycle</li> <li>• Precise narrow beam</li> <li>• Continuously variable gain</li> <li>• Object detection includes zero range objects</li> <li>• 3.0V to 5.5V supply with very low average current draw</li> <li>• Readings can occur up to every 100mS, (10-Hz rate)</li> <li>• Free run operation can continually measured and output range information</li> <li>• Triggered operation provides the range reading as desired</li> <li>• All interfaces are active simultaneously</li> <li>• Serial, 0 to Vcc, 9600Baud, 81N</li> <li>• Analog, (Vcc/1024) / cm</li> <li>• Pulse Width (MB7062)</li> <li>• Real-time analog envelope (MB7072)</li> <li>• Sensor operates at 42KHz</li> </ul>	<ul style="list-style-type: none"> <li>• Advanced acoustic and electrical noise filtered output. Reports filtered output on serial and analog-voltage outputs only.</li> <li>• Reliable and stable range data</li> <li>• Sensor dead zone virtually gone</li> <li>• Low cost IP67 sensor</li> <li>• Quality narrow beam characteristics</li> <li>• Very low power ranger, excellent for multiple sensor or battery based systems</li> <li>• Ranging can be triggered externally or internally</li> <li>• Sensor reports the range reading directly, frees up user processor</li> <li>• Fast measurement cycle</li> <li>• User can choose any of the sensor outputs</li> <li>• No power up calibration us requirement, perfect for when objects may be directly in front of the sensor during power up</li> <li>• Easy hole mounting or mating with standard electrical fittings</li> </ul>	<ul style="list-style-type: none"> <li>• Tank level measurement</li> <li>• Bin level measurement</li> <li>• Proximity zone detection</li> <li>• Environments with acoustic and electrical noise</li> <li>• Multi-sensor arrays</li> <li>• Distance measuring</li> <li>• Long range object detection</li> <li>• Users who prefer to process the analog voltage envelope (MB7072)</li> <li>• Industrial sensor</li> <li>• -40°C to +65°C operation (+85°C limited operation)</li> <li>• Physical drop-in upgrade for part numbers MB7060 and MB7070</li> </ul>

**MB7062  
MB7072****MB7062 & MB7072 Pin Out**

**Pin 1** -Leave open (or high) for serial output on the Pin 5 output. When Pin 1 is held low, the Pin 5 output sends a pulse (instead of serial data), suitable for low noise chaining.

**Pin 2** - MB7062 (PW) This pin outputs a pulse width representation of range. To calculate distance, use the scale factor of 58uS per cm.

MB7072 (AE) This pin outputs the analog voltage envelope of the acoustic wave form.(Advanced filtering is not applied to the Pin 2 output)

**Pin 3** - (AN) This pin outputs analog voltage with a scaling factor of ( $V_{cc}/1024$ ) per cm. A supply of 5V yields  $\sim 4.9\text{mV}/\text{cm}$ ., and 3.3V yields  $\sim 3.2\text{mV}/\text{cm}$ . Hardware limits the maximum reported range on this output to  $\sim 700$  cm at 5V and  $\sim 600$  cm at 3.3V. The output is buffered and corresponds to the most recent range data.

**Pin 4** - (RX) This pin is internally pulled high. The MB7062 & MB7072 will continually measure range and output if the pin is left unconnected or held high. If held low the MB7062 & MB7072 will stop ranging. Bring high 20uS or more for range reading.

**Pin 5** - (TX) When Pin 1 is open or held high, the Pin 5 output delivers asynchronous serial with an RS232 format, except voltages are 0-V<sub>cc</sub>. The output is an ASCII capital "R", followed by three ASCII character digits representing the range in centimeters up to a maximum of 765, followed by a carriage return (ASCII 13). The baud rate is 9600, 8 bits, no parity, with one stop bit. Although the voltage of 0-V<sub>cc</sub> is outside the RS232 standard, most RS232 devices have sufficient margin to read 0-V<sub>cc</sub> serial data. If standard voltage level RS232 is desired, invert, and connect an RS232 converter such as a MAX232.

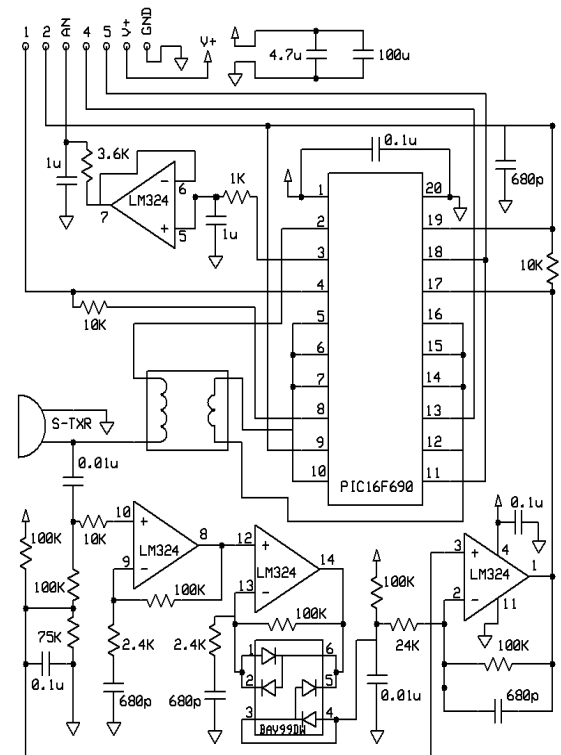
When Pin 1 is held low, the Pin 5 output sends a single pulse, suitable for low noise chaining (no serial data).

**V+** Operates on 3.0V – 5.5V. The average (and peak) current draw for 3.3V operation is 2.1mA (50mA peak) and 5V operation is 3.4mA (100mA peak) respectively. Peak current is used during sonar pulse transmit.

**GND** Return for the DC power supply. GND (& V+) must be ripple and noise free for best operation.

**MB7062 & MB7072 Circuit**

The sensor functions using active components consisting of an LM324 and PIC16F690, together with a variety of other components. The schematic is shown to provide the user with detailed connection information.

**MB7062 & MB7072 Real-time Operation & Timing**

175mS after power-up, the XL-MaxSonar<sup>®</sup> is ready to begin ranging. If Pin-4 is left open or held high (20uS or greater), the sensor will take a range reading. The XL-MaxSonar<sup>®</sup> checks the Pin-4 at the end of every cycle. After the initial two range readings, range data can be acquired once every 99mS. Each 99mS period starts by Pin-4 being high or open, after which the XL-MaxSonar<sup>®</sup> calibrates and calculates for 20.5mS, and after which, thirteen 42KHz waves are sent.

Then for the MB7062, the pulse width (PW) Pin-2 is set high. When an object is detected the PW pin is set low. If no target is detected the PW pin will be held high for up to 44.4mS (i.e.  $58\mu\text{s} * 765\text{cm}$ ) (The least accurate range data presented to the user is taken from the PW output of the MB7062 product.)

For the MB7072 with analog envelop output, Pin-2 will show the real-time signal return information of the analog waveform.

For both parts, the remainder of the 99mS time (less 4.7mS) is spent adjusting the analog voltage to the correct level, (and allowing the high acoustic power to dissipate). During the last 4.7mS, the serial data is sent.

**MB7062 & MB7072 Real-time Auto Calibration**

Each time before the XL-MaxSonar<sup>®</sup> takes a range reading it calibrates itself. The sensor then uses this data to range objects. If the temperature, humidity, or applied voltage changes during sensor operation, the sensor will continue to function normally. The sensor does not apply compensation for the speed of sound change verses temperature to any range readings.

**MaxBotix<sup>®</sup> Inc.**

MaxBotix, MaxSonar, WR1 & WRA1 are trademarks of MaxBotix Inc.  
XL-WR1™ XL-WRA1™ • Patents 7,679,996 • Copyright 2005 - 2012

Page 2

Email: [info@maxbotix.com](mailto:info@maxbotix.com)

Web: [www.maxbotix.com](http://www.maxbotix.com)

Part Number: PD10430c

**MB7062**  
**MB7072**

**MB7062 & MB7072 Real-time Noise Rejection**

While the XL-MaxSonar® is designed to operate in the presence of noise, best operation is obtained when noise strength is low and desired signal strength is high. Hence, the user is encouraged to mount the sensor in such a way that minimizes outside acoustic noise pickup. In addition, keep the DC power to the sensor free of noise. This will let the sensor deal with noise issues outside of the users direct control (in general, the sensor will still function well even if these things are ignored). Users are encouraged to test the sensor in their application to verify usability.

For every ranging cycle, individual filtering for that specific cycle is applied. In general, noise from regularly occurring periodic noise sources such as motors, fans, vibration, etc., will not falsely be detected as an object. This holds true even if the periodic noise increases or decreases (such as might occur in engine throttling or an increase/decrease of wind movement over the sensor). Even so, it is possible for sharp non-periodic noise sources to cause false target detection. In addition, \*(because of dynamic range and signal to noise physics,) as the noise level increases, at first only small targets might be missed, but if noise increases to very high levels, it is likely that even large targets will be missed. In high noise environments, consider using 5V power to keep acoustic signal power high.

\*In high noise environments, if needed, use 5V power to keep acoustic signal power high. In addition, a high acoustic noise environment may use some of the dynamic range of the sensor, this may decrease sensitivity.

**MB7062 & MB7072 Advanced Filtering**

The advanced filter in the MB7062 and MB7072 verifies range reading to range reading continuity. As such, when no valid target is detected, the serial and analog-voltage outputs (advanced filtering is not applied to the output on Pin 2) will report the last range reading that passed the filtering test. After one hour of operation with no targets detected, the sensor will report "0cm" range output allowing users to use this output value as a fail-safe value. To accomplish this, a history of past readings is used to filter the range readings (this is different from the standard XL product line where each reading is independently taken). In general, this filtering method allows the sensor to continually report valid range data providing superior performance for many applications.

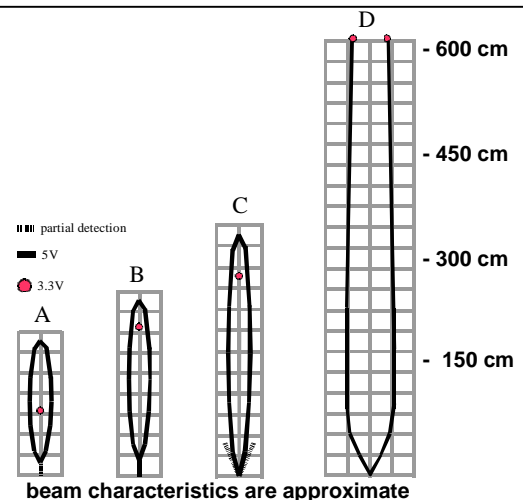
**MB7062 & MB7072 Beam Characteristics**

People detection requires high sensitivity, yet minimal side-lobes requires low sensitivity. The MB7062 and MB7072 balances the detection of people with minimal side-lobes. Sample results for measured beam patterns are shown below on a 30-centimeter grid. The detection pattern is shown for;


- (A) 0.25-inch diameter dowel,
- (B) 1-inch diameter dowel,
- (C) 3.25-inch diameter dowel,
- (D) 11-inch wide board moved left to right with the board parallel to the front sensor face and the sensor stationary.

This shows the sensor's range capability.

Note: The displayed beam width of (D) is a function of the specular nature of sonar and the shape of the board (i.e. flat mirror like) and should never be confused with actual sensor beam width.

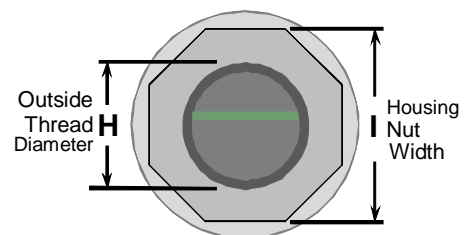


**MB7062 & MB7072 Mechanical Dimensions**



A	1.72" dia.	43.8 mm dia.
B	2.00"	50.7 mm
C	0.58"	14.4 mm
D	0.31"	7.9 mm
E	0.23"	5.8 mm
F	0.1"	2.54 mm
G	3/4" National Pipe Thread Straight	
H	1.032" dia.	26.2 mm dia.
I	1.37"	34.8 mm
weight, 1.76 oz., 50 grams		

values are nominal



**MaxBotix® Inc.**

MaxBotix, MaxSonar, WR1 & WRA1 are trademarks of MaxBotix Inc.  
XL-WR1™ XL-WRA1™ • Patents 7,679,996 • Copyright 2005 - 2012

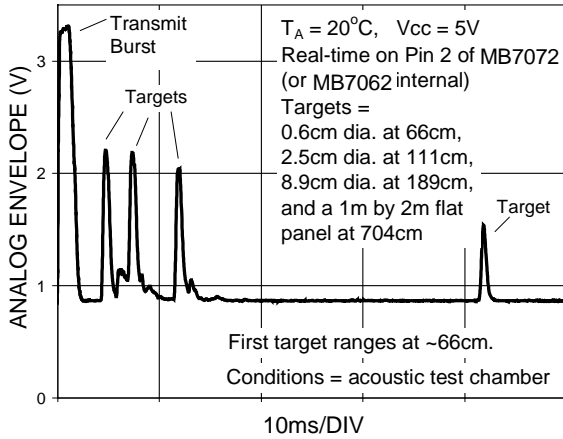
Email: [info@maxbotix.com](mailto:info@maxbotix.com)  
Web: [www.maxbotix.com](http://www.maxbotix.com)

Part Number: PD10430e

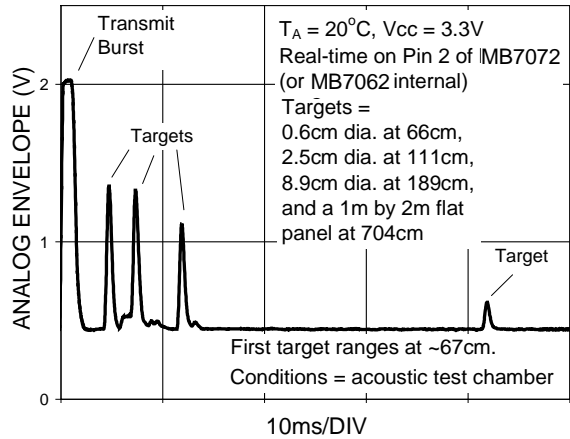
**MB7062**  
**MB7072**

**Typical Performance to Targets**

**Analog Envelope Output (Dowels, 5V)**

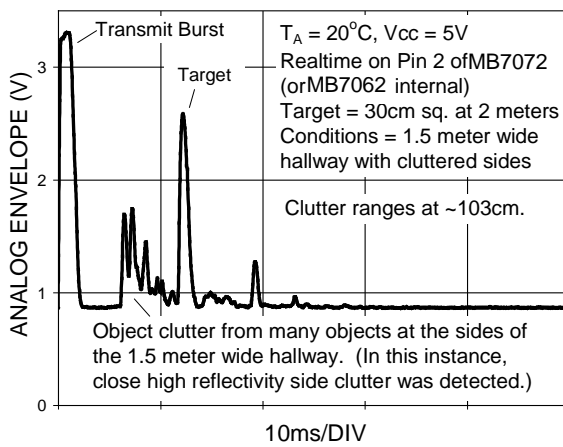


**Analog Envelope Output (Dowels, 3.3V)**

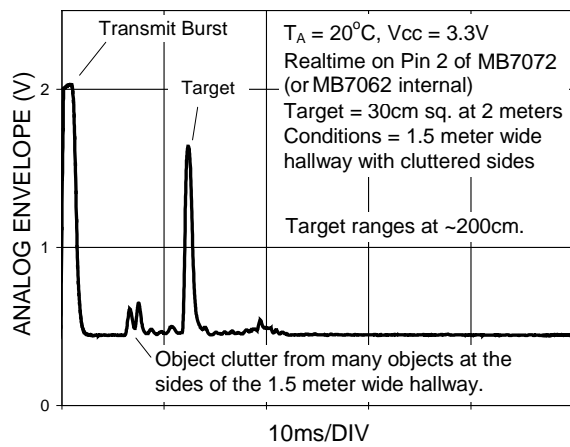


**Typical Performance in Clutter**

**Analog Envelope Output (Clutter, 5V)**



**Analog Envelope Output (Clutter, 3.3V)**



Product / specifications subject to change without notice. For more info visit [www.maxbotix.com](http://www.maxbotix.com)