

CO-CX Carbon Monoxide Sensor EN 50379 Compliant for Stack Gases



PATENTED

Figure 1 CO-CX Schematic Diagram



All dimensions in millimetres ($\pm 0.1\text{mm}$)

Top View

Bottom View

Side View

PERFORMANCE	Sensitivity	nA/ppm in 400ppm CO	55 to 90	
	Response time	t_{90} (s) from zero to 800ppm CO	< 30	
	Zero current	ppm equivalent in zero air	< ± 2	
	Resolution	RMS noise (ppm equivalent)	< 0.5	
	Range	ppm CO limit of performance warranty	2,000	
	Linearity	ppm error at full scale, linear at zero and 800ppm CO	< ± 40	
	Overtgas limit	maximum ppm for stable response to gas pulse	4,000	
LIFETIME	Zero drift	ppm equivalent change/year in lab air	< 0.2	
	Sensitivity drift	% change/year in lab air, monthly test	< 6	
	Operating life	months until 80% original signal (24 month warranted)	> 24	
ENVIRONMENTAL	Sensitivity @ -20°C	% (output @ -20°C/output @ 20°C) @ 400ppm CO	60 to 85	
	Sensitivity @ 0°C	% (output @ 0°C/output @ 20°C) @ 400ppm CO	85 to 95	
	Sensitivity @ 40°C	% (output @ 40°C/output @ 20°C) @ 400ppm CO	105 to 110	
	Zero @ -20°C	ppm equivalent change from 20°C	< ± 3	
	Zero @ 0°C	ppm equivalent change from 20°C	< ± 2	
	Zero @ 50°C	ppm equivalent change from 20°C	< ± 8	
CROSS SENSITIVITY	Filter capacity	ppm-hours	H ₂ S	250,000
	Filter capacity	ppm-hours	NO ₂	500,000
	Filter capacity	ppm-hours	NO	400,000
	Filter capacity	ppm-hours	SO ₂	250,000
	H ₂ sensitivity	% measured gas @ 900ppm H ₂ in 900ppm CO @ 10°C		< 2
	H ₂ sensitivity	% measured gas @ 900ppm H ₂ in 900ppm CO @ 20°C		< 4
	H ₂ sensitivity	% measured gas @ 900ppm H ₂ in 900ppm CO @ 30°C		< 6
	H ₂ S sensitivity	% measured gas @ 20ppm H ₂ S		< 0.1
	NO ₂ sensitivity	% measured gas @ 10ppm NO ₂		< 0.1
	Cl ₂ sensitivity	% measured gas @ 10ppm Cl ₂		< 0.1
	NO sensitivity	% measured gas @ 50ppm NO		< 0.1
	SO ₂ sensitivity	% measured gas @ 20ppm SO ₂		< 0.1
	C ₂ H ₄ sensitivity	% measured gas @ 400ppm C ₂ H ₄		< 30
NH ₃ sensitivity	% measured gas @ 20ppm NH ₃		< 0.1	
KEY SPECIFICATIONS	Temperature range	°C	-30 to 50	
	Pressure range	kPa	80 to 120	
	Humidity range	% rh continuous	15 to 90	
	Storage period	months @ 0 to 20°C (stored in sealed pot)	6	
	Load resistor	Ω (recommended)	10 to 47	
	Weight	g	< 8	



NOTE: all sensors are tested at ambient environmental conditions, with 10 ohm load resistor, unless otherwise stated. As applications of use are outside our control, the information provided is given without legal responsibility. Customers should test under their own conditions, to ensure that the sensors are suitable for their own requirements.

Technical Specification

CO-CX Performance Data

Technical Specification

Figure 2 Sensitivity Temperature Dependence

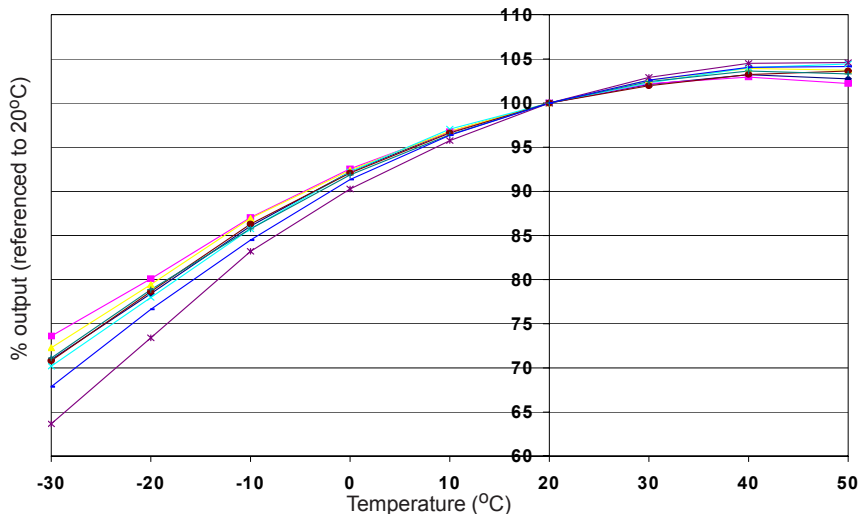
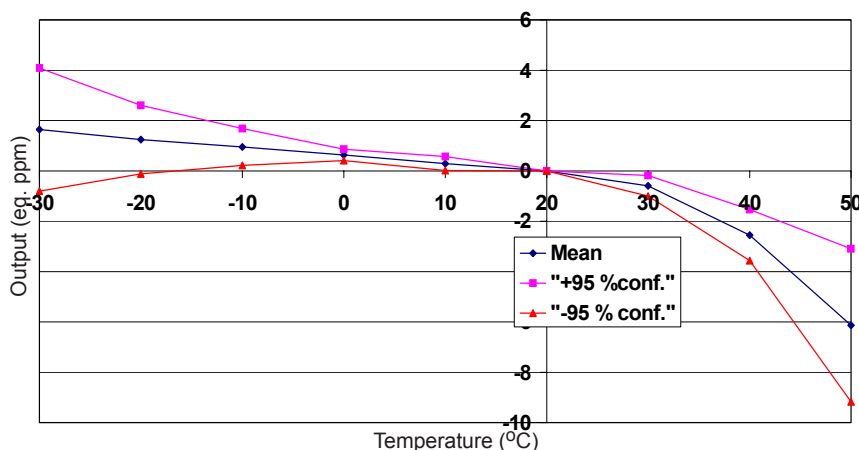


Figure 2 shows the variation in sensitivity caused by changes in temperature.

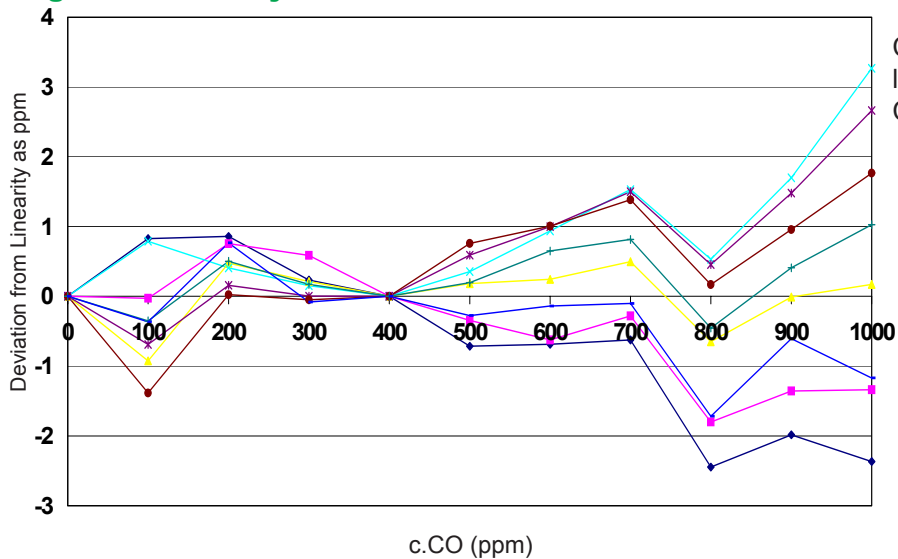
This data is taken from a typical batch of sensors.

Figure 3 Zero Temperature Dependence



This data is taken from a typical batch of sensors. The mean and $\pm 95\%$ confidence intervals are shown.

Figure 4 Linearity



CO-CX shows very good linearity from 0 to 1,000 ppm CO.