



UV-C Sensor Probe

GUVV-T11GC-I7LW11



Features

- Single Supply Voltage, 3 wire 4-20 mA Current Output
- Water Environment (10 bar)

Applications

Sterilization Lamp Monitoring

Pure UV-C Monitoring




Fig1. UV Sensor Probe

Case dimensions

Thread/Length for Mounting	Body (mm)	Window (mm)	Head (mm)	Wrench Size (mm)	Length (mm)	Weight (kg)	Body (stainless steel)
PT 1 1/4 "/21 mm	Φ42	Φ24×24	Φ36×15	36	81	0.44	316-L (1.4404)

Absolute Maximum Ratings

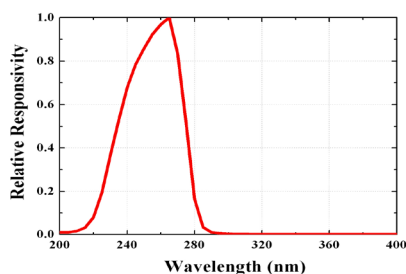
Parameter	Symbol	Value			Unit	Remark
		Min.	Typ.	Max.		
Storage Temperature	T _{st}	-40		90	°C	
Operating Temperature	T _{op}	-30		85	°C	

Electro-Optical Characteristics (at 25 °C)

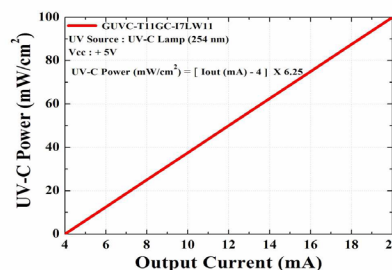
Parameter	Symbol	Value			Unit	Remark
		Min.	Typ.	Max.		
Supply Voltage	V _{cc}	9		24	V	DC
Offset Current	I _{off}		4		mA	
Spectral Detection Range	λ	220		280	nm	10% of Max.
Output Current	V _{out}	4		20	mA	
Detection Power Range	P	0		100	mW/cm ²	Total power of 4 sensor
Response Time	T		10		ms	

* Maximum of detection power : 20 mW/cm² (Option), 100 mW/cm² (Standard)

Relative Responsivity



Output Current along UV power



$$\begin{aligned} \text{UVC Power (mW/cm}^2\text{)} \\ &= \\ &(\text{Iout (mA)} - 4) \times 6.25 \end{aligned}$$