



<h2>UV - Photodetector with integrated amplifier</h2>	<h2>JIC 317 JIC 318 JIC 319</h2>
---	--

- characteristics :**
- ◆ spectral range 210 ... 390 nm
 - ◆ active area 0,055 mm²
 - ◆ responsivity, decadic staggering 1,2/12/120 mV/nW
 - ◆ extra sensor pin for external adjustment of gain and bandwidth
 - ◆ single supply voltage
 - ◆ sensor assembly isolated to ground
 - ◆ hermetically welded TO5-metal/glass package
 - ◆ components are in conformity with RoHS and WEEE

- applications :**
- ◆ selective UV-measurement
 - ◆ control of sterilization lamps
 - ◆ flamedetection and flamecontrol
 - ◆ control of irradiancy in varnish and adhesive hardening

absolute maximum ratings:

operating voltage	+15	V
operating temperature range	-25 °C ... +85	°C
storage temperature range	-40 °C ... +100	°C
soldering temperature (5s)	300	°C

technical data :

common test conditions, as not otherwise specified: T_A = 25 °C, V_S = +5 V
typ. values, maximum values in brackets

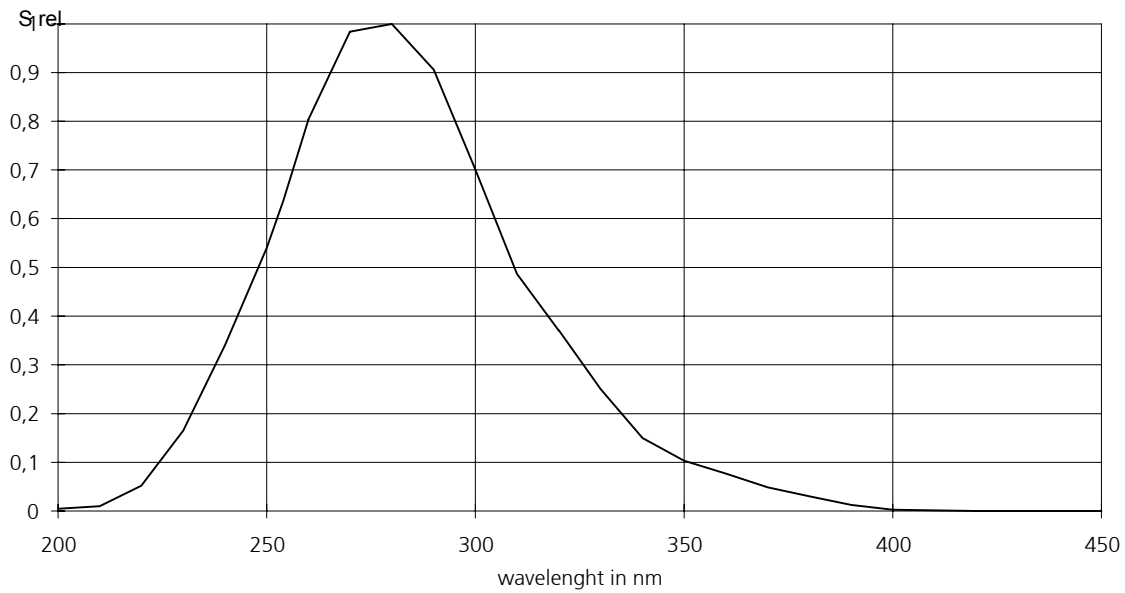
parameters	test condition	JIC 317	JIC 318	JIC 319	unit
feed back resistor		10	100	1.000	MΩ
dark offset voltage	E = 0 lx	± 1	± 2	± 3	mV
noise voltage	B = 1 kHz	1			mV _{rms}
max. of spectral responsivity	λ = 280 nm	1,2	12	120	mV/nW
risetime		20	100	700	μs
bandwidth	- 3 dB	15	3	0,5	kHz
saturation voltage	R _L = 2 kΩ	+ 4,68 (+ 4,6)			V
shortcurrent		± 30			mA
operation voltage		+ 2,7...+ 13,2			V
current consumption		550 (660)			μA

D
A
T
A

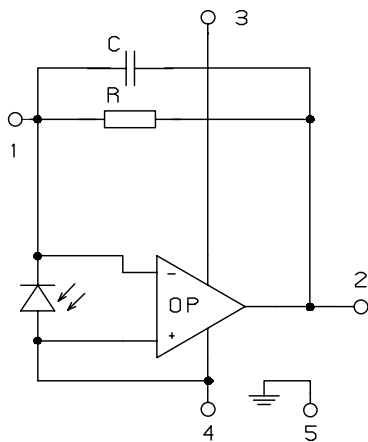
S
H
E
E
T

JIC 317, 318, 319

relative spectral responsivity

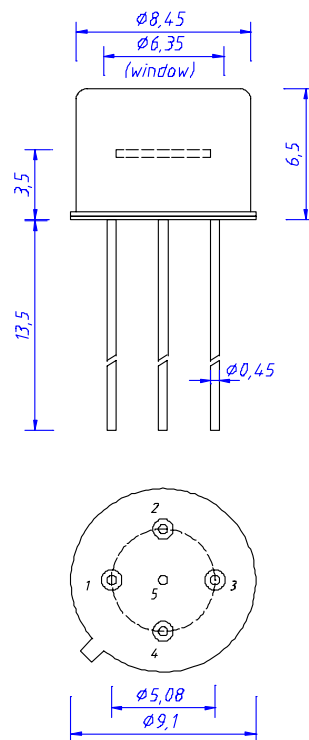


pin configuration



- 1 R_f
- 2 Out
- 3 V_s
- 4 GND
- 5 Case

package dimensions



application hints:

- If an external resistor for reduction of gain is used, please make sure that length of connectors is as short as possible to reduce noise and capacitive interference.
- If internally adjusted gain is used only, please cut pin „1“.