

Datasheet Integrated Sensor Type HID A2x Fx Gx (PWM)



Features and Benefits

- Thermopile Sensor with ASIC in 4-pin TO-5/TO-39 housing
- IR channel with low noise chopper amplifiers and programmable gain
- Digital voltage output (via SMBus compatible RAM access) or PWM output
- Selectable for preset to 3V or 5V supply voltages
- High resolution 17-bit ADC
- Complies with ROHS regulations

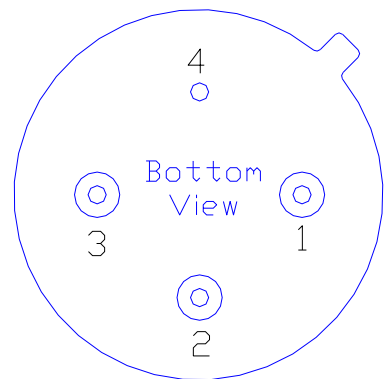
Ordering Information

HID : Heimann thermopile sensors and ASIC in TO-5 housing
 A : -> „A“ standard cap TO39 with aperture and filter acc. list
 2 : -> „2“ thermopile sensor type TP2
 x : ASIC supply voltage -> „4“ : 5V ; -> „5“ : 3V
 Fx : Filter of IR channel, selection acc. to filter list
 Gx : gain setting selectable x=25/50/100
 PWM : optional: „PWM“ output - SDA/PWM-pin adusted to pulse width modulation
 Sample: HID A24 F4.26-180 G100

Filter Selection (Please contact Heimann customer service for special filter requirements)		
<i>Filter Type</i>	<i>Application</i>	<i>Specification</i>
F5.30-180	NO gas detection	NBP CWL 5.30µm HPB 180nm
F4.64-180	CO gas detection	NBP CWL 4.64µm HPB 180nm
F4.43-60	CO2 gas detection	NBP CWL 4.43µm HPB 60nm
F4.26-180	CO2 gas detection	NBP CWL 4.26µm HPB 180nm
F4.27-90	CO2 gas detection	NBP CWL 4.27µm HPB 90nm
F3.91-90	gas reference	NBP CWL 3.91µm HPB 90nm
F3.37-190	HC gas detection	NBP CWL 3.375µm HPB 190nm
F3.30-160	HC gas detection	NBP CWL 3.30µm HPB 160nm

Pin Configuration

<i>Pin</i>	<i>Sym</i>	<i>Description</i>
1	SCL	Digital input , serial clock in SMBus compatible mode
2	SDA / PWM	Digital I/O , data input /output in SMBus compatible mode (open drain), pulse width modulated temperature(s) in PWM mode
3	VDD	Positive supply voltage
4	VSS	Negative supply voltage / Ground (0V) (connected to housing)



Datasheet Integrated Sensor

Type HID A2x Fx Gx (PWM)

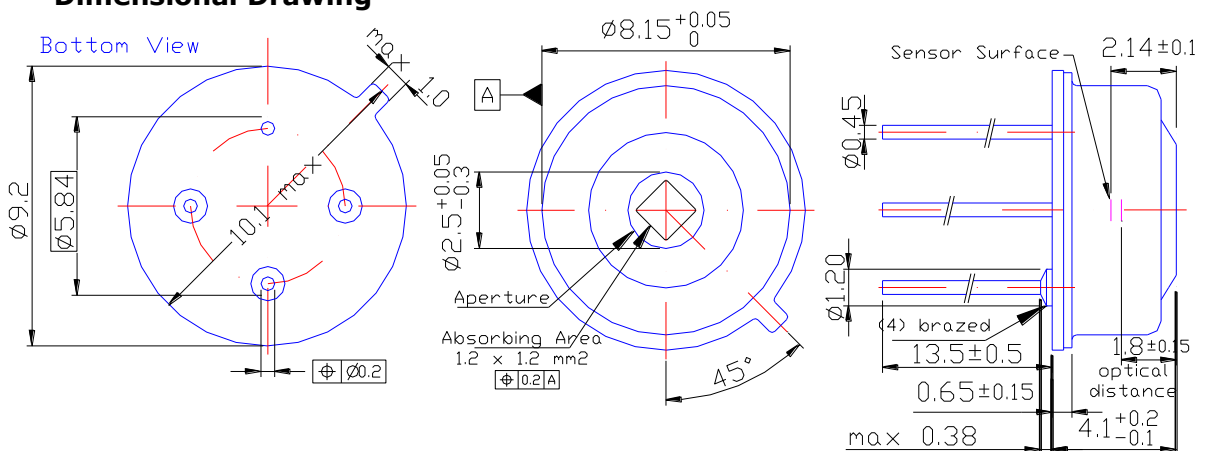
Maximum Ratings

Parameter	Max. value	Unit	Condition
Supply voltage 1 VDD	7	V	Type 5V
Supply voltage 2 VDD	5	V	Type 3V
Reverse voltage	0.4	V	Ground
ESD sensitivity	2	kV	Human body
Storage temperature	-40.. 125	°C	

Operating Conditions

Parameter	Typical Value	Unit	Condition
Supply voltage 1 VDD	5	V	Preset option "x -> 4"
Supply voltage 2 VDD	3	V	Preset option "x -> 5"
Supply voltage VSS	0	V	Ground
Supply current	1	mA	Without load
Start up time after POR	0.15	sec	
Sensor absorbing area	1.2 x 1.2	mm ²	Sensor type TP2
Sensitivity thermopile sensor	38	V/W	Sensor chip, 500K, 1Hz
Voltage response thermopile sensor	55	Vmm ² /W	Sensor chip
Gain factor preset	25/50/100	V/V	
ADC resolution	17	Bit	ADC _{REF} = 1.2V (typ.)
ADC differential input voltage range	-0.4 .. 0.4	V	ADC _{REF}
Voltage resolution	0.0293	mV/step	RAM cells V _{TP}
Response time / Refresh rate	8 / 100	ms	Sensor chip / Digital out
Temperature sensor range	-40 .. +125	°C	RAM cell T _A
Operating temperature range	-40 .. +125	°C	
Interface (EEPROM Configuration)	2-wire SMBus compatible, output preset to open drain NMOS		
	1-wire PWM output, 10 bit resolution, output configurable to push-pull or open drain		

Dimensional Drawing



HEIMANN Sensor GmbH
Grenzstr. 22
D-01109 Dresden
SUNSTAR 传感与控制 <http://www.sensor-ic.com/>
D-65343 Eltville

Managing Director
Dr. J. Schieferdecker
Reg. at District Court
Dresden HRB 206923
SUNSTAR 传感与控制 <http://www.sensor-ic.com/>
VAT-ID DE813444739

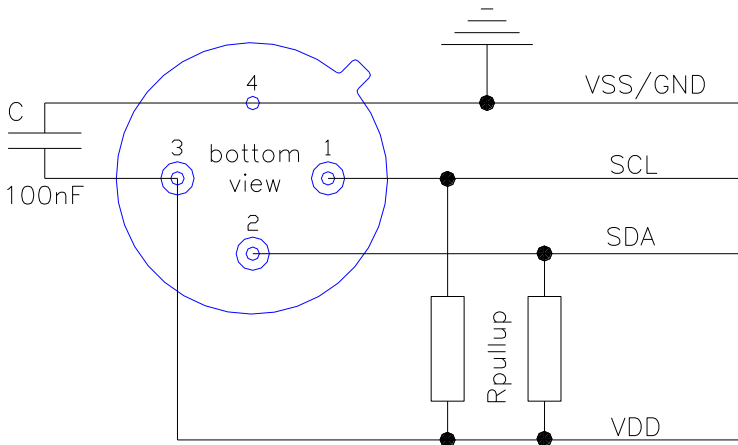
Internet: www.heimanssensor.com
Mail: info@heimanssensor.com
Phone 49 (0) 6123 60 50 30

SUNSTAR 传感与控制 <http://www.sensor-ic.com/> TEL: 0755-83376549 FAX: 0755-83376182 E-MAIL: szss20@163.com

Datasheet Integrated Sensor Type HID A2x Fx Gx (PWM)



Applications Circuitry SM-Bus Operation

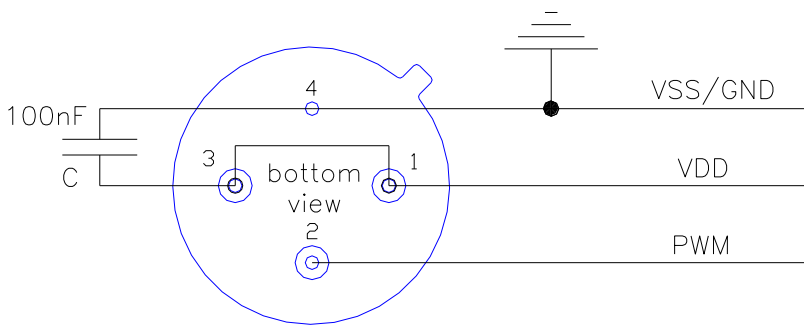


Pull-up resistor recommendation:

low power applications
20kOhm (SM-Bus DC specification I_{pullup} 100 μ A .. 350 μ A)

high power applications
1.5kOhm (SM-Bus DC specification I_{pullup} min. 4mA)

Applications Circuitry PWM Operation



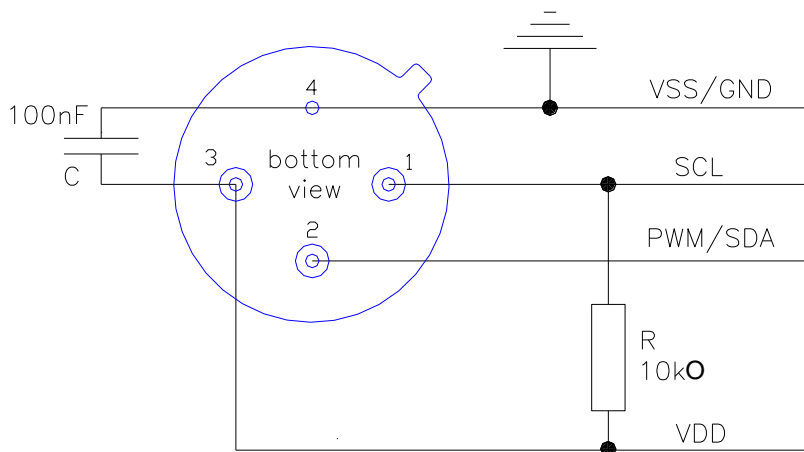
PWM mode is free running after power on.

Pin 3 (SCL) must be forced high for PWM mode

PWM output is configured as push pull

Default PWM output of object temperature 1

Applications Circuitry PWM Operation with SM-Bus Option



PWM mode is free running after power on.

SM-Bus operation available by added pull-up resistor

PWM output is configured as push pull

Default PWM output of object temperature 1

Datasheet Integrated Sensor Type HID A2x Fx Gx (PWM)



Application Hints

Sensor voltage readout for gas application

For gas applications it is recommended to readout sensor voltages by RAM access on address 04h for thermopile sensor 1 and on address 05h for thermopile sensor 2. The supplied voltages have gain factor included.

The sensor voltages can be calculated from RAM content based on following equations:

$$\text{VTP_reg} < 32768 \text{ (0x8000)} : \text{VTP1[mV]} = \text{VTP_reg} * 0.02932$$

$$\text{VTP_reg} \geq 32768 \text{ (0x8000)} : \text{VTP1[mV]} = (\text{VTP_reg} - 32768) * -0.02932$$

Please note that ADC differential input voltage range is limited from -0.4V to 0.4V.

Sensor temperature readout

The actual sensor temperature is provided on RAM address 06h. The sensor die temperature is measured with a PTAT element. All the sensor conditioning and data processing is handled on-chip and the linearized sensor die temperature T_a is made available in RAM memory. The resolution of the calculated temperature is 0.02 °C. The sensor is factory calibrated for the temperature range (-40 to 125 °C). In RAM cell 006h, 2DE4h corresponds to -38.2 °C (linearization output lower limit) and 4DC4h (19908d) corresponds to 125 °C. The conversions from RAM content to real T_a can be done using the following relation:

$$T_A \text{ [°K]} = T_{A_reg} * 0.02 \rightarrow 0.02 \text{ °K / LSB}$$

PWM output

Sensor voltages cannot be supplied by PWM output. There are only data provided derived from sensor output voltage and sensor die temperature in case of PWM.

Disclaimer

Changes or modifications at the product which haven't influence to the performance and/or quality of the device haven't to be announced to the customers in advance. Customers are requested to consult with Heimann Sensor representatives before the use of Heimann Sensor products in special applications where failure or abnormal operation may directly affect human lives or cause physical injury or property damage. The company or their representatives will not be responsible for damage arising from such use without prior approval.