



TIA-4000 O/E Converter Optical Oscilloscope Probe

Benefits:

- Wavelength Response 950 nm to 1650 nm
 - Low Noise, High Gain
 - Gain Settings from 2 to 7
- Bandwidth 30 KHz to 7 GHz typical
 - SMA type K Output Electrical Connector
 - FC/APC Style Fiber Optic Input Connector

The TIA-4000 is comprised of a fiber coupled InGaAs APD detector combined with a variable reverse bias voltage network and fast transimpedance amplifier. The output of the unit brought out to a type K female SMA connector. Light falling on the detector generates a positive-going proportional current. This current, multiplied by the transimpedance produces a voltage that is proportional to the light incident on the detector surface.

Normally the unit is used to drive a coaxial cable, this cable should have a 50 ohm characteristic impedance and be terminated with a 50 ohm load at the oscilloscope or other measuring device to be used.

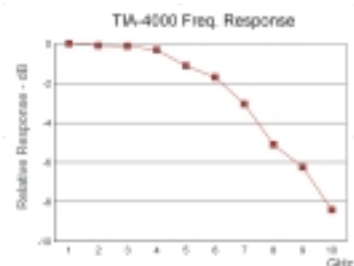
The active area of the TIA-4000 is 30 microns in diameter. It is coupled to a single mode optical fiber. Typical optical return loss is 52 dB and is caused primarily by the FC/APC connector employed.

The applied bias voltage controls the gain of the APD. This voltage in turn, is controlled by means of the two push buttons on the top panel. The rightmost button increases the gain and the leftmost button decreases the gain. There are 64 discrete gain settings that are retained in non-volatile memory when the power is turned off. Thus the gain setting will be retained even though power is disconnected from the unit.

Pressing a button once causes the unit to advance in the selected direction by one step. Holding the button down causes the unit to advance automatically until a limit is reached.

Specifications

Detector Type.....	InGaAs/InP APD (950-1650) Gain 2 - 7
Transimpedance Gain.....	500 Ohms
Maximum Linear Input Power.....	1 mW Max.
Input Without Damage.....	5 mW, +3 dBm
Bandwidth (-3 dB).....	30 KHz to 7 GHz typical
Sensitivity.....	-25 dBm @ 10 ⁻¹² BER, 2 ³¹ -1 PRBS
Output Impedance.....	Terminate in 50 Ohms
Output Connector.....	Type K SMA female
Fiber Optic Input Connector.....	FC-APC or FC-PC
Input Numerical Aperture.....	0.11
Optical Return Loss.....	>52 dB with APC conn, >35 dB FC - PC
Power Required.....	120/240 VAC, 50-60Hz
Dimensions.....	4.0" L, 2.5" W, 1.2" H, (102 , 63 , 31 mm)
Weight	5 oz., 150 g.
Operating Temperature.....	0 - 40 C
Limited Warranty.....	2 Years from date of receipt



Operating Considerations

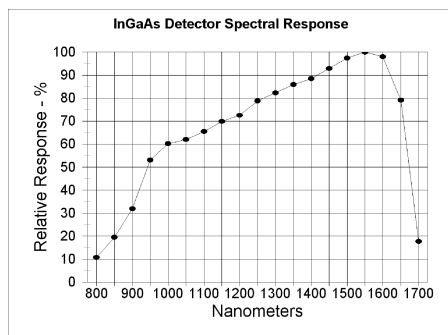
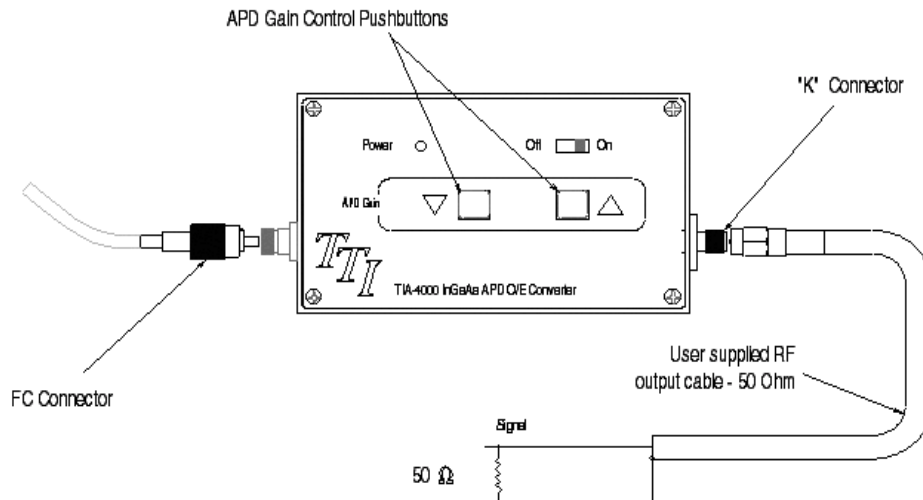
The TIA-4000 is comprised of a fiber coupled InGaAs APD detector coupled with a variable reverse bias voltage network and fast transimpedance amplifier. The output of the unit brought out to a type K female SMA connector. Light falling on the detector generates a positive-going proportional current. This current, multiplied by the transimpedance produces a voltage that is proportional to the light incident on the detector surface.

Normally the unit is used to drive a coaxial cable, this cable should have a 50 ohm characteristic impedance and be terminated with a 50 ohm load at the oscilloscope or other measuring device to be used.

The active area of the TIA-4000 is 30 microns in diameter. It is coupled to a single mode optical fiber. Typical optical return loss is 52 dB and is caused primarily by the FC/APC connector employed.

The applied bias voltage controls the gain of the APD. This voltage in turn, is controlled by means of the two push buttons on the top panel. The rightmost button increases the gain and the leftmost button decreases the gain. There are 64 discrete gain settings that are retained in non-volatile memory when the power is turned off. Thus the gain setting will be retained even though power is disconnected from the unit.

Pressing a button once causes the unit to advance in the selected direction by one step. Holding the button down causes the unit to advance automatically until a limit is reached.



Terahertz Technologies Inc.
 169 Clear Road, Oriskany, New York 13424 USA
 (315) 736-3642 Fax (315) 736-4078
www.terahertztechnologies.com
sales@terahertztechnologies.com