



Microchip solutions for your measurement application

TDC

UFC

PICOCAP[®]

PICOSTRAIN[®]

Product Overview

Chip Products

acam - messelelectronic

acam - the company

Since its founding in 1996, acam has continued to invent integrated circuits and system solutions based on picosecond time-interval measurement. The aim is to provide innovative solutions with added value to customers by means of novel technical concepts. The key to acam's products is ultra-precise time interval measurement in terms of Time-to-Digital Converters (TDC).

In this field, acam developed its core technology over many years, integrating digital measuring circuits in standard CMOS technology that meet an extremely high degree of precision, measurement rate, power savings and compactness. The universal applicability of time measurement opens a wide market for such circuits.

Time-to-Digital Converters

acam's focus is on measuring tasks that require a resolution down to a few picoseconds. While a standard counter needs several hundred gigahertz, acam's products work with low and medium range reference clocks and are easy to use for the customer. acam offers the full range from low-cost ICs for industrial mass production through high-end ICs to full system solutions. The use of pure digital circuit design makes it easy to adapt the TDC to different measurement tasks. Accordingly, acam's strong core competence is the development of customized TDC's which are tailored to the specific measurement requirements of the customer. acam's TDCs are used in industrial, biomedical and scientific products.

Ultrasonic Flow Converters

Ultrasonic flow meters for heat, water and gas are getting more popular. From the beginning acam TDC products successfully solved the time-of-flight measurement task in those applications. With the UFC family acam provides advanced solutions that extend the pure time measurement functionality. In the UFC devices all major elements of the ultrasonic front end electronics are integrated. In the end, this family will grow to converters that offer calculated flow information as final result.

PICOCAP

Capacitive sensors cover a wide field of applications, from MEMS acceleration sensors to humidity sensors to touch key sensors. The range of applications for these converters is very diverse. With PICOCAP acam offers a family of capacitance-to-digital converters that can be seen as an all-in-one solution. PICOCAP devices offer the highest flexibility in the market with respect to capacitance range, resolution, speed and power consumption. The patented compensation method guarantees a high level of measurement quality and stability. The integrated processor and memory allow on-chip signal conditioning as it is needed in compact sensor solutions.

PICOSTRAIN

Time measurement also covers precision resistance measurement as required in all weight and force measurement applications based on metal strain gages. The award-winning PICOSTRAIN technology impressively demonstrates the advantages of the time-based measurement principle for strain gages compared to classic analog solutions. Outstanding features of resolution, temperature stability and especially low current consumption empower the customer to develop new products that were not possible before.

PICOTURN

Rotational speed sensing. Please see separate documentation.

Product Overview

	[Page]
1. TDC Time-to-Digital Converters	4
1.1 Introduction	4
1.2 TDC-GP1	6
1.3 TDC-GP2	7
1.4 TDC-GPX	8
2. UFC Ultrasonic Flow Converters	10
2.1 Introduction	10
2.2 TDC-GP21/TDC-GP22	12
3. PICOCAP – Capacitance-to-Digital Converters	14
3.1 Introduction	14
3.2 PCapØ1	16
3.3 PCapØ2	17
3.4 PCapØ3	18
3.5 Evaluation Kits	19
4. PICO STRAIN – Resistance-to-Digital Converters	20
4.1 Introduction	20
4.2 PSØ81	22
4.3 PSØ9	23
4.4 PSØ21	24
4.5 Evaluation Kits	25
5. Contact and Distributors	26

Disclaimer

Product specifications and availability are subject to change without notice. Acam has made every reasonable effort to ensure the accuracy of the information in this product catalog, but does not guarantee that it is error-free or accurate. Acam does not make any warranty or guarantee as to the information contained herein.

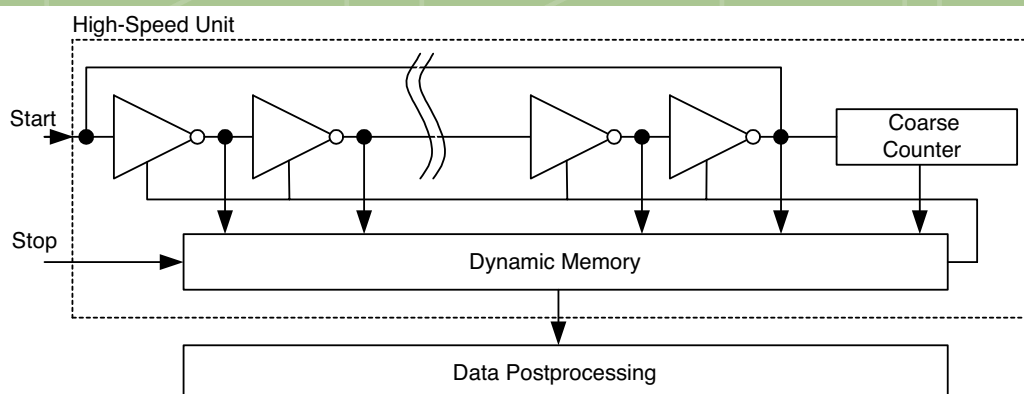
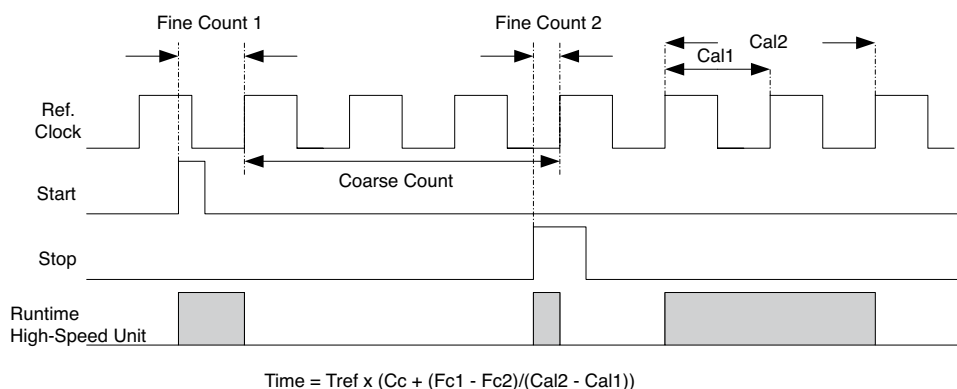
© 2013 by acam messelectronic gmbh. All rights reserved.

1.1 Time-to-Digital Converters (TDC)

More and more applications are based on measuring time intervals with very high precision. The required resolution in time-of-flight measurements is often less than 1 ns, in many applications even only a few picoseconds. Applications are found in the industrial, automotive, medical, and scientific markets. Those customers demand economically attractive solutions that combine precision, compactness, competitive pricing, and commercial availability.

The Time-to-Digital Converters (abbreviated to TDC) from acam offer the ideal platform for these systems. The all-digital integrated circuits are based on buffer delay times and can be manufactured using standard CMOS process technologies. Compensation methods for temperature and voltage variation guarantee high stability and repeatability. In comparison to analog measurement methods, the main advantages of digital TDCs are high measurement rates, excellent pulse-pair resolution, and low power dissipation.

The basic timing principle is to use an array of buffer delays. Intelligent circuit structures, redundant circuitry, and special methods of on-chip layout permit reconstruction of the exact number of gates that a signal passes through. The maximum possible resolution strongly depends on the minimum possible gate propagation delay on the chip. The measuring device is actuated by a START signal and stopped by a STOP signal. Based on the position of the ring oscillator and the coarse counter, the time interval between START and STOP is calculated. The temperature and voltage dependencies of the buffer delays can be corrected in two ways, both using an external reference clock in the range of 1 to 40 MHz. The first is calibration, which means that the TDC automatically measures two periods of the reference clock and internally calculates the calibrated time measurement result. The second is resolution-adjust mode where the voltage of the measurement core is regulated to maintain the stability of the resolution.



acam offers a spectrum of off-the-shelf standard and high performance TDCs that can solve a wide range of measurement tasks. The digital measurement unit allows the use of most modern CMOS technologies and offers high flexibility in design.

With acam's many years of experience in the design of TDCs and TDC based system-on-chip solutions, we are able to solve almost every application.

Time-to-Digital Converters Overview

Integrated Circuits					
Product	Part No.	Package	Standard Pack Quantity	Package Carrier	Description
TDC-GP1 *	278	TQFP44	160	Tray	2-channel TDC with 125/250 ps resolution, 250 ms maximum range, 1 MHz maximum data rate
TDC-GP2 **	1058 1480	QFN32	240 2000	Tray T&R	2-channel TDC 65 ps resolution, 4 ms range, temperature measuring, fire pulse generator
TDC-GP22	1950 1949	QFN32	5000 490	T&R Tray	2-channel TDC with 90 ps resolution, 45/22 ps on 1 channel, 4 ms range
TDC-GPX TDC-GPX -FG	975 1089	TQFP100 TBGA120	90 250	Tray Tray	2-channels with 10/27/41 ps resolution, 8-channels with 81 ps resolution, endless range, 200 MHz peak / 40 MHz continuous data rate
Evaluation Systems					
Product	Part No.	Description			
ATMD-GPX PCI-System	1532	Evaluation system based on TDC-GPX, including a AM-GPX module, PCI-interface, cables and software			

* Not for new designs ** TDC-GP22 preferred for new designs

ATMD System



1.2 TDC-GP1

General Description

The TDC-GP1 is a universal 2-channel multi-hit Time-to-Digital Converter. It is the first TDC from acam and it is still in production, but not recommended for new designs. The TDC-GP1 can be operated in calibrated mode or resolution-adjust mode, both offering results that are stable with temperature and voltage variations. Four additional ports offer the capability to measure capacitances, resistances, inductances. The TDC-GP1 represents a proven solution for a wide range of applications.

Applications: Laser distance measurement, Positioning systems and ToF spectroscopy.

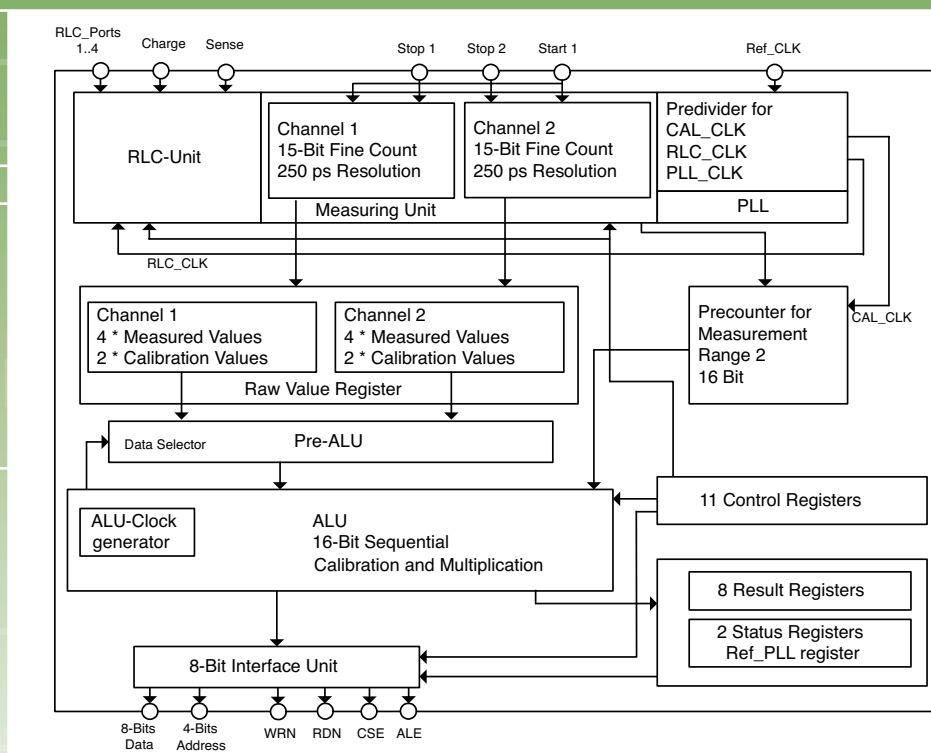
Features

- Resolution-adjust mode: quartz-accurate adjustment of resolution
- 4 ports for the measurement of resistance, inductance, or capacitance
- Programmable edge sensitivity
- Stop enable pins
- Reference clock input from 500 kHz to 35 MHz (100 MHz with internal predivider)
- Operating voltage : 2.7 V to 5.5 V
- Industrial temperature range: - 40°C to + 85°C
- TQFP44 package

Mode	Channels	Resolution	Range	No. Of Hits
Measure range 1	2	250 ps	3 ns to 7.7 μ s	2 x 4, 1 x 8
	1	125 ps	3 ns to 3.8 μ s	1 x 4
		15 ns pulse-pair		
Measure range 2	1	250 ps/125 ps	60 ns to 200 ms	1 x 4
		60 ns pulse-pair		1 x 3
Resolution adjust mode	2	250 ps	-3.8 μ s to 3.8 μ s	1 x 4
	1	125 ps	15 ns to 1.9 μ s	1 x 3
		15 ns pulse-pair		



Block Diagram



1.3 TDC-GP2

General Description

The TDC-GP2 is the second generation of acam general-purpose TDCs. Higher resolution and smaller package size make it ideal for cost-sensitive industrial applications. With special function blocks like a fire pulse generator, stop enable, temperature measurement, and clock control, it was designed for flowmeter and heat meter applications. For new designs we recommend TDC-GP22.

Applications: Ultrasonic heat meters, Ultrasonic flow meters, Laser range finders, Laser scanners, Magnetostrictive positioning, ATE

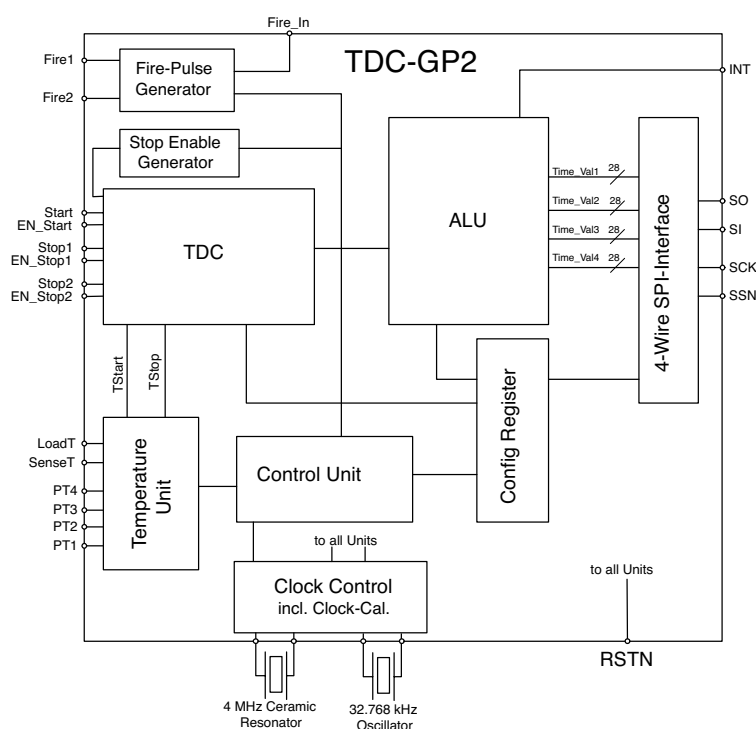
Features

- Max. 1 MHz continuous data rate
- 4 wire SPI interface
- Voltage I/O 1.8 V to 5.5 V, Core 1.8 V to 3.6 V
- Temperature range - 40°C to +125°C
- QFN 32 package



Mode	Channels	Resolution	Range	No. Of Hits
Measure range 1	2 1	65 ps (50 ps rms) 15 ns pulse-pair	0 ns to 1.8 μ s	2 x 4
Measure range 2	1	65 ps (50 ps rms) 500 ns pulse-pair	500 ns to 4 ms	1 x 3
Specials: Precise stop enable by windowing, Clock calibration unit, fire pulse generator				
Temperature	4	16 bits (0.004°C with PT)	Pt500, Pt1000	

Block Diagram



1.4 TDC-GPX

General Description

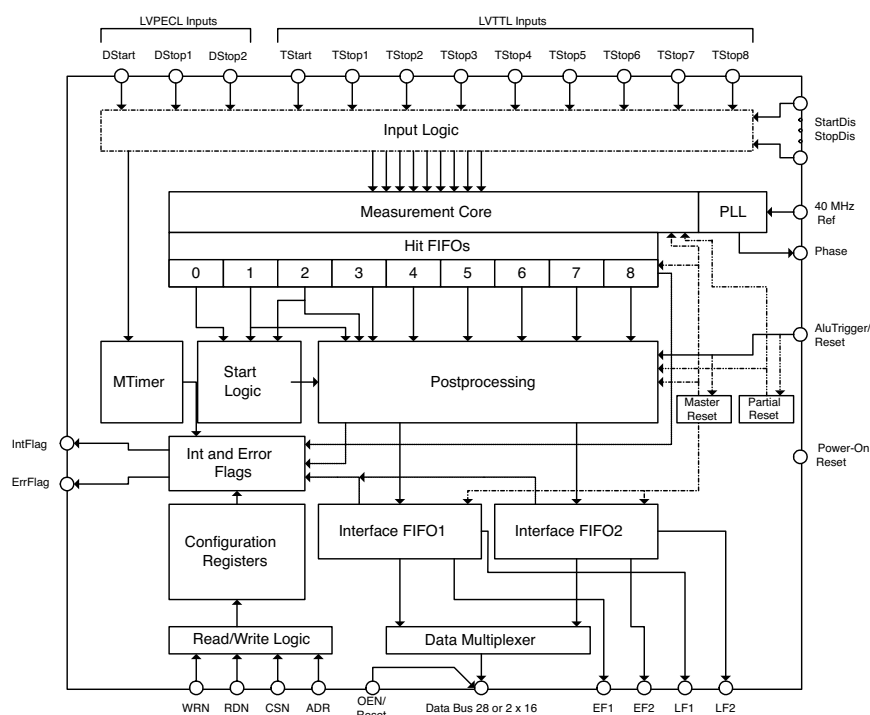
The TDC-GPX is the most powerful member in our TDC family. With its multifunctional architecture, especially designed for applications where high single-shot resolution, best pulse-pair resolution, and high measurement rates are required, the TDC-GPX realizes a huge step forward in time measurement based on TDCs.

With 4 different operation modes, 8-channels with 32-fold multi-hit capability and a resolution down to 10 ps make the TDC-GPX perfectly suited for industrial and scientific applications where the highest performance and precision are demanded.

Features

- Resolution down to 10 ps rms
- 40 MHz data rate per chip, 200 MHz peak rate
- 5.5 ns pulse pair resolution
- LVTTTL/LVECL inputs
- Optional quiet mode for noise reduction in R,G, and M-Mode
- Rising and/or falling edge sensitivity
- Start-retrigger option
- 28-bit asynch. parallel data bus (opt. 2 x 16-bit) with Chipselect, Readstrobe, Writestrobe
- 4-bit address range
- I/O voltage 3.0 V to 3.6 V
- Core voltage 2.4 V to 3.6 V
- Temperature range T_j -40°C to +125°C
- TQFP100, TFBGA120 packages

Block Diagram



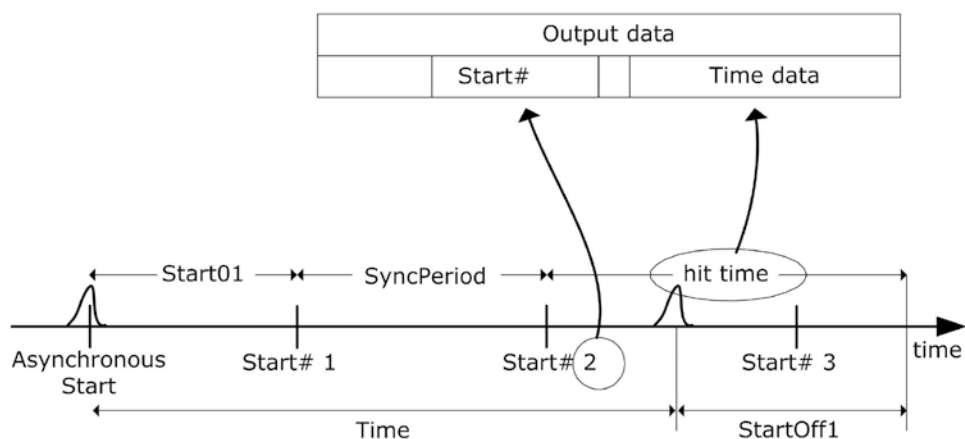
Applications

- Laser scanners
- Time-of-flight spectroscopy
- Time-of-flight measurement
- Biomedical technology
- Automated test equipment (ATE)




Mode	Channels	Resolution	Max. Rate	Range	No. of Hits
I-Mode	8	81 ps	Stop: 10 MHz/ch. (200 MHz peak) Start: 7 MHz	0 ns to 9.4 μ s or unlimited	≥ 32
G-Mode	2	41 ps	Stop: 20 MHz/ch. (200 MHz peak) Start: 5 MHz	0 ns to 64 μ s	≥ 32
R-Mode	2	27 ps	Stop: 40 MHz/ch. (200 MHz peak) Start: 9 MHz	0 ns to 40 μ s	≥ 32
M-Mode	2	10 ps rms	Stop: 500 kHz/ch. Start: 500 kHz	(0) to 10 μ s	1

Extended Measurement Range in I-Mode



2.1 UFC – Ultrasonic Flow Converters

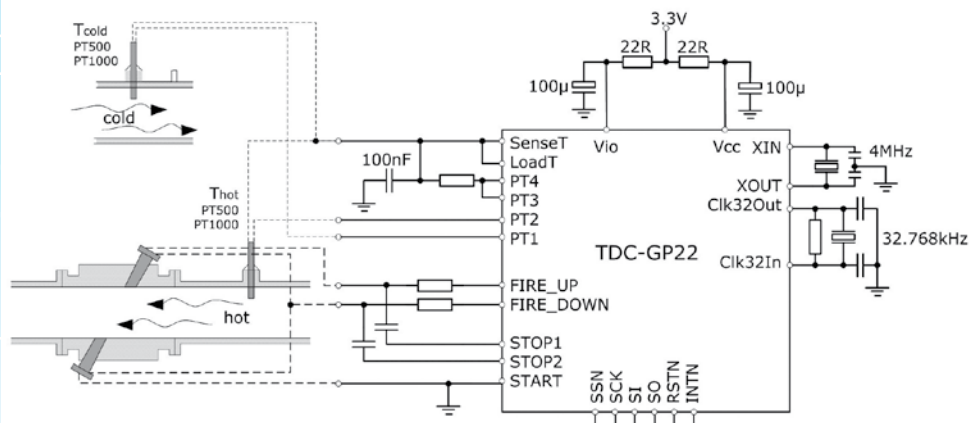
Ultrasonic flow meters for heat, water and gas are getting popular. From the beginning acam TDC products successfully solved the time-of-flight measurement task in those applications. With the UFC family acam provides solutions that extend the pure time measurement functionality. The flow measurement part of the electronics can be designed in a very compact manner as the main elements of the analog frontend like comparator and temperature measurement are already integrated into the UFC. With products like TDC-GP22 a major task in ultrasonic flow metering is easily solved. The time-of-flight measurement precision is better than 100 ps rms, which is needed for small and compact instruments. The current consumption can be as low 2 μ A at 1 Hz update rate, or only 12 μ A at 10 Hz update rate. Battery life easily reaches 10 years. The offset stabilized comparator guarantees a high stability of the result over a wide temperature range. Finally, with special features like first-hit detection and amplitude monitoring it is very easy for the user to handle the various operating conditions in ultrasonic flow meters.



Applications

- Ultrasonic heat meters
- Ultrasonic water meters
- Industrial flow indicators
- Ultrasonic gas meters
- Ultrasonic density meters

Block Diagram



Ultrasonic Flow Converters Overview

Integrated Circuits					
Product	Part No.	Package	Pack Quantity	Package Carrier	Description
TDC-GP21	1720 1839	QFN32	5000 490	T&R Tray	25 ps TDC with analog frontend for ultrasonic flow metering, including fire puls generator, offset stabilized comparator and analog switches
TDC-GP22	1950 1949	QFN32	5000 490	T&R Tray	25 ps TDC with analog frontend for ultrasonic water meter, additional first-hit detection and pulse width measurement

Evaluation Systems		
Product	Part No.	Description
GP22-EVA-KIT	1951	Evaluation system for TDC-GP22 and TDC-GP21, including a universal test board, the PICOPROG interface, cables and software.
GP22-DEMO-KIT	1979	Evaluation system for TDC-GP22 in ultrasonic flow meter applications, including a compact and optimized front end board, the PICOPROG interface, cables and software.

Evaluation Kit




2.2 TDC-GP21/TDC-GP22

General Description

TDC-GP21 and follower TDC-GP22 offer pin-to-pin and functional compatibility to TDC-GP2, adding new features and several improvements. Analog elements like a chopper stabilized comparator and analog switches simplify the external circuits of ultrasonic flowmeters significantly. In parallel, measurement quality is improved and operating current is reduced.

The fire pulse generator is extended, a new low-power 32 kHz oscillator driver is implemented and the temperature measuring unit is further improved. All in all, the TDC-GP21/GP22 is perfectly suited to design ultra-compact and low-cost ultrasonic flow meters and heat meters.



Features

Measure Mode 2

- 1 channel with typ. 90 ps resolution
- Double resolution mode with 45 ps, quad resolution mode with 22 ps resolution
- Measurement range 500 ns to 4 ms
- 2 x CLKHS pulse-pair resolution with 3-fold multihit capability
- Each of the 3 events can be assigned an adjustable measuring window with 10 ns resolution

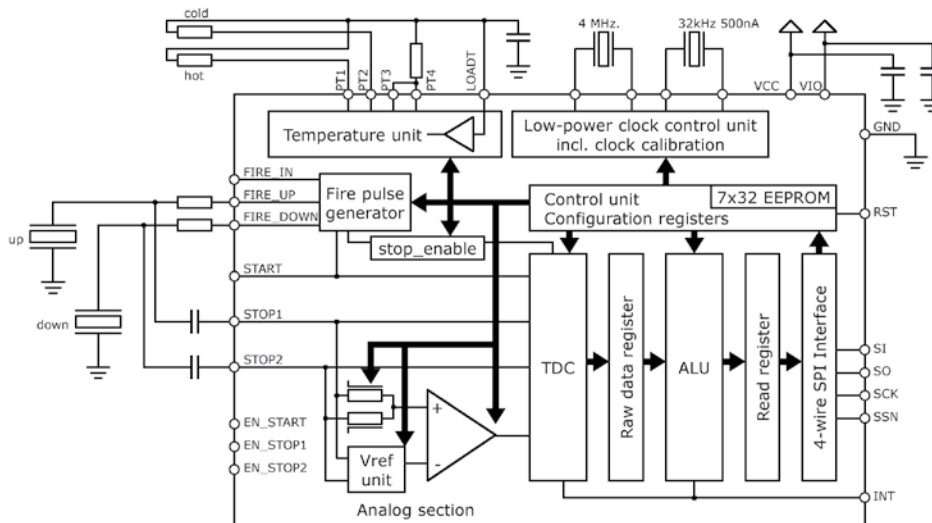
Analog Input Circuit

- Chopper-stabilized comparator with low offset drift
- 2 analog switches for up/down input selection
- External circuit is reduced to 2 resistors and 2 capacitors

TDC-GP22 Specials

- First-Hit detection
- Pulse width measurement
- Bubble and empty tube detection

Block Diagram



Special Functions

- Fire pulse generator, up to 127 pulses
- Trigger to rising and/or falling edge
- Precise stop enable by windowing
- Low-power 32 kHz oscillator (500 nA)
- Clock calibration unit

Temperature Measurement Unit

- 2 or 4 sensors, 2-wire connection
- PT500/PT1000 or higher
- Schmitt trigger integrated
- Very high resolution: 16 bit eff. (0.004°C resolution for platinum sensors)
- Ultra low current (0.08 μ A when measuring every 30 seconds)

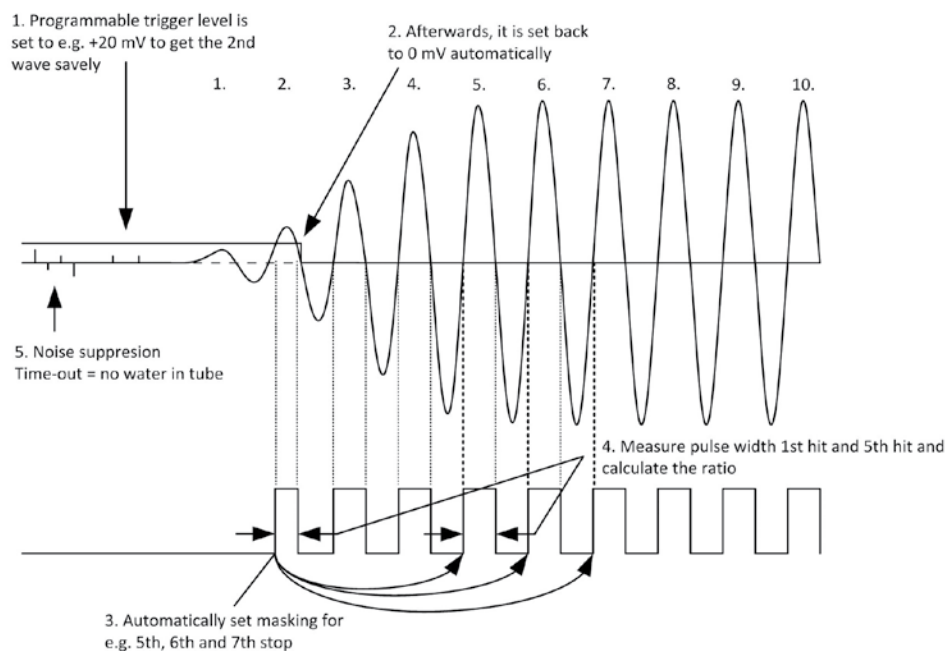
Measure Mode 1

- 2 channels with typ. 90 ps resolution
- 1-channel double resolution with typ. 45 ps
- Range 3.5 ns (0 ns) to 2.5 μ s
- 22 ns pulse-pair resolution, 4-fold multihit

General

- 4-wire SPI interface
- 1 MHz continuous data rate max. in mode 1
- I/O voltage 2.5 V to 3.6 V
- Core voltage 2.5 V to 3.6 V
- Temperature range - 40°C to +125°C
- Available in QFN32 package

Mode	Channels	Resolution	Range	No. of Hits
Measure Mode 1	2	45 / 90 ps	0 ns to 2.4 μ s	2 x 4
Measure Mode 2	1	22 / 45 / 90 ps	500 ns to 4 ms	1 x 3
Temperature	4	16 bits	PT500, PT1000 or higher	

First Hit Detection

3.1 PICOCAP – Capacitance-to-Digital Converter

The patented PICOCAP measuring principle is a versatile approach to capacitance measurement. There is practically no limit for the capacitor value since the device covers a capacitance input range from a few fF up to several hundred of nF. It allows for easy configuration for various requirements and can be used with a broad range of sensors. The PICOCAP chips are suited for applications with low current consumption (a few μA) as well as applications that require the highest precision (up to 22 bits) or applications requiring high update rates (up to 500,000 measurements per seconds).

The fully-programmable internal 48-bit DSP gives the capability to perform high level processing of the data collected, e.g. to do an on-chip sensor linearization.

Measurement principle: PICOCAP transforms the capacitance measurement into a precision time interval measurement. For this purpose, the sense capacitors and a reference capacitor are connected to a resistor, forming a low-pass filter (see picture below). The capacitors are charged to the supply voltage and

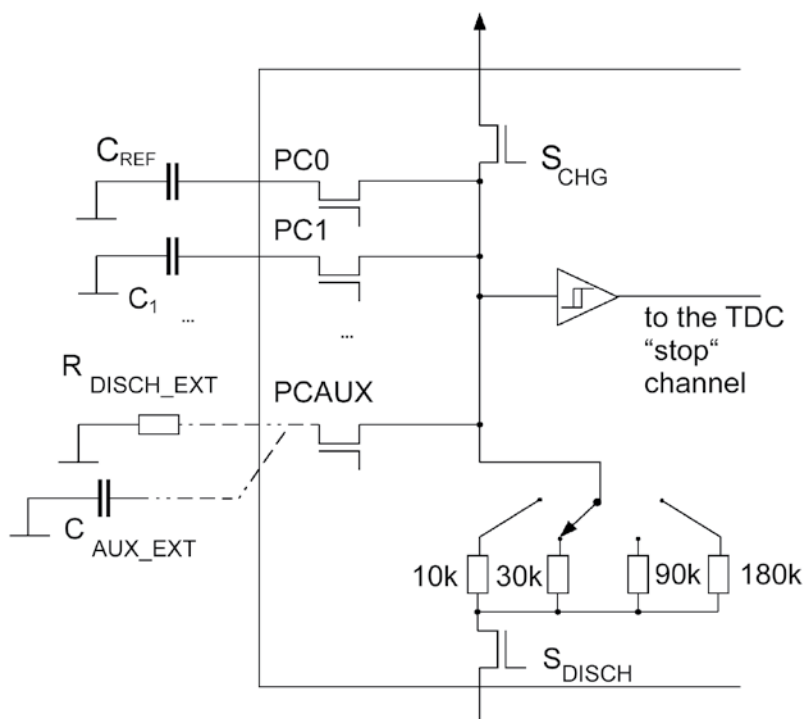
then discharged through the resistor alternating between the reference capacitor and the unknown capacitor. The discharge times are measured with a high precision time-to-digital converter (TDC). The ratio of the capacities is given by the ratio of discharge times. Patented algorithms provide an excellent suppression of parasitic capacities and ensure very good temperature stability.

Applications

- Humidity sensors
- Dew-point sensors
- Pressure sensors
- Inertial and motion sensors
- MEMS
- Fill level sensors
- Proximity switches
- Free-fall sensors
- Touch sensors
- Combo sensors



Measuring Principle





PICOCAP Products Overview

Integrated Circuits					
Product	Part No.	Package	Pack Quantity	Package Carrier	Description
PCap01A	1613	Dice	100 221	Tray	Capacitance-to-Digital Converter for up to 8 capacitors 5 GPIO
PCap01AD	1793	QFN32	490 6000	Tray T&R	Capacitance-to-Digital Converter for up to 8 capacitors 5 GPIO
PCap01AK	1795	QFN24	92 5000	Tray T&R	Capacitance-to-Digital Converter for up to 8 capacitors 3 GPIO
PCap02A	2001	Dice	100	Tray	Capacitance-to-Digital Converter for up to 8 capacitors 5 GPIO
PCap02AE	2039	QFN32	490 6000	Tray T&R	Capacitance-to-Digital Converter for up to 8 capacitors 5 GPIO
PCap03A*	2063	Dice		Tray	Capacitance-to-Digital Converter for up to 6 capacitors 5 GPIO
PCap03AE*	2066	QFN32	490 6000	Tray T&R	Capacitance-to-Digital Converter for up to 6 capacitors 5 GPIO
Evaluation Systems					
Product	Part No.	Description			
PCap01-EVA-KIT	1912	Evaluation system for PCap01 including PICOPROG and evaluation software			
PCap02-EVA-KIT	2055	Evaluation system for PCap02 including PICOPROG and evaluation software			
PCap03-EVA-KIT**	2075	Evaluation system for PCap03 including PICOPROG and evaluation software			

* Series available in Q1/2014

** Available in Q4/2013

Overview

	Meas. range (pF-nF)	Max. channels ¹	DSP	Lowest noise ²	Parameter EEPROM	Improved MEMS excitation ³	Integrated reference cap	LF osc. ⁴	HF osc. ⁵
	✓	8	✓	✓	✗	✗	✗	✓	✗
	✓	8	✓	✗	✓	✓	✓	✓	✓
	✓	6	✓	✓	✓	✓	✓	✓	✓

¹ In single grounded mode, includes reference cap.² RMS noise < 10 aF³ Possibility to charge MEMS sensor in several stages to avoid ringing effect⁴ LF = low frequency oscillator; typically 50 kHz⁵ HF = high frequency oscillator; typically 4 MHz

3.2 PCap01

General Description

PCap01 – the first generation of the PICOCAP series – is not only a capacitance-to-digital converter but a complete frontend solution due to the integrated digital signal processor (DSP) and the various interface options. It offers a high degree of flexibility and can be configured to fit the various requirements of capacitive sensing. The sensor data can be linearized and filtered on-chip and the results are communicated via digital interfaces (SPI or IIC) or dedicated IOs for PWM/PDM signal output.

Features

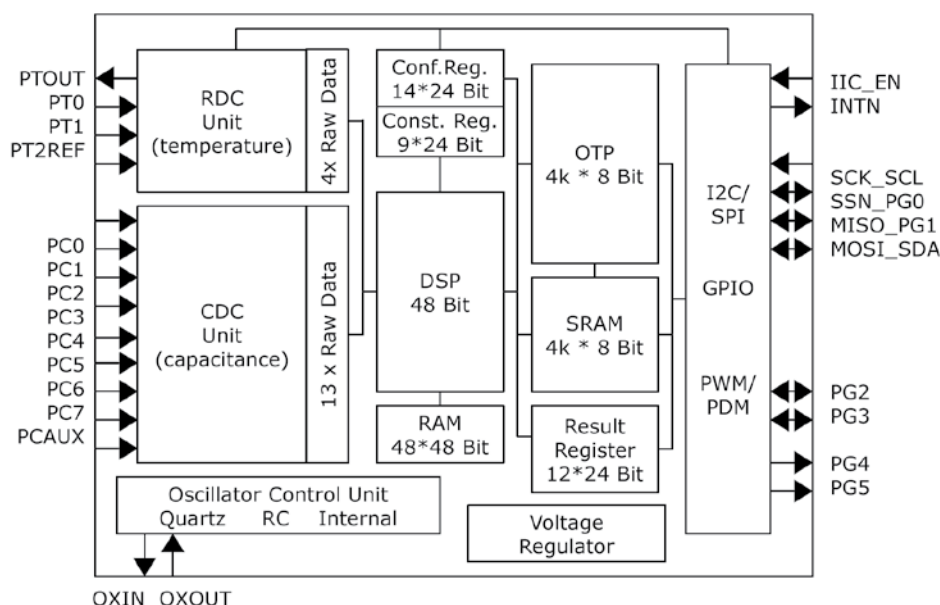
- Digital measuring principle in CMOS technology
- Up to 8 capacitances in grounded mode
- Up to 4 capacitances in floating mode (potential free and with zero bias voltage)
- Several compensation modes available
- High resolution:
 - 4 aF or 21 bits at 2 Hz and 10 pF base capacitance
 - 25 aF or 22 bits resolution at 2 Hz, 100 pF base capacitance
- High measurement rate: up to 500 kHz

- Extremely low current consumption: As low as 4.0 μ A at 3 Hz with 12.2 bits resolution
- High temperature stability (low gain and offset drift)
- Internal temperature measurement (25 mK resolution) or dedicated ports for precision temperature measurement with Pt1000 sensors (5 mK resolution)
- RISC processor core using Harvard architecture
- 4 k x 8 bit volatile program memory (SRAM) for high-speed operations (40 to 100 MHz)
- 4 k x 8 bit non-volatile (OTP) program memory for normal speed operations (up to 40 MHz)
- Self-boot capability
- SPI, I²C compatible interfaces
- Single power supply (2.1 V to 3.6 V)
- QFN24, QFN32 package or dice

Applications

- Mid to high-end pressure sensors
- MEMS
- Fill level sensors

Block Diagram



General Description

The PCap02 offers – like its predecessor PCap01 – a high degree of flexibility but with additional features. The advantages of the patented PICOCAP concept are still prevalent, for example the wide input range or the manifold configuration possibilities for high resolution or low current or a high measurement rate. On top of that, a number of new features have been added, e.g. the internal reference capacitance to save external components or the newly added EEPROM for storing user calibration data. Further, improvements for the operation with humidity and MEMS sensors have been made.

New Features with PCap02

- High resolution
 - 23 aF or 18.7 bits at 5 Hz and 10 pF base capacitance
 - 650 aF or 17.1 bits at 5 Hz and 100 pF base capacitance
- Extremely low current consumption: As low as 2.5 μ A at 3 Hz with 13.1 bits resolution
- Serial peripheral interface (SPI compatible), now with multi-slave capability

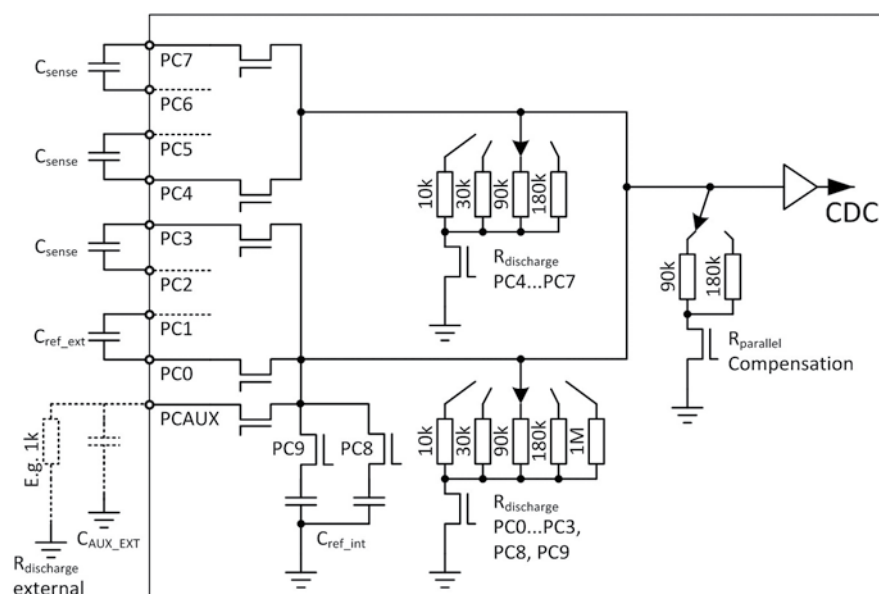
- Inter-Integrated Circuit Interface (I2C compatible), now with auto-increment
- Integrated reference capacitor (1 pF to 31 pF)
- Enlarged set of discharge resistor up to 1 MOhm (for humidity sensors)
- Two internal discharging resistor sets to operate two different sensors (Combo sensors)
- Pre-charge option for slow charging to reduce mechanical stress (for MEMS sensors)
- Integrated low-power clock and high-speed oscillator
- Self-test capability for differential sensors (for e.g. MEMS)
- Integrated 128 bytes EEPROM for calibration data
- PDM and PWM output up to 16 bits
- QFN32 package or dice

Applications

- Humidity sensors
- Dew-point sensors
- MEMS
- Fill level sensors
- Combo sensors

New Feature

Two group of ports to accommodate combo sensors



3.4 PCap03

General Description

PCap03 is the latest release of the PICOCAP series and will set new performance standards in capacitance measurements. This performance refers particularly to the low-noise PCap03 can offer combined with a significantly increased overall stability of the measurement results. All the new features introduced with PCap02 are also available with PCap03. The main difference between PCap02 and PCap03 is the reduced number of channels (from 8 to 6) due to the optimized layout to reach superior noise performance. These features make PCap03 perfectly suitable for high-end applications, e.g. high-end pressure sensors or combo-sensors with sensors of different capacitance ranges.

Engineering samples: Available

Full production: Q1/2014

New Features with PCap03

- Up to 6 capacitances in grounded mode
- Up to 3 capacitances in floating mode (potential free and with zero bias voltage)
- High resolution
 - 8 aF or 20.2 bits at 3 Hz and 10 pF base capacitance
 - 390 aF or 14.6 bits at 9 kHz and 10 pF base capacitance
- Very good long-term stability
- Active guarding for proximity switches

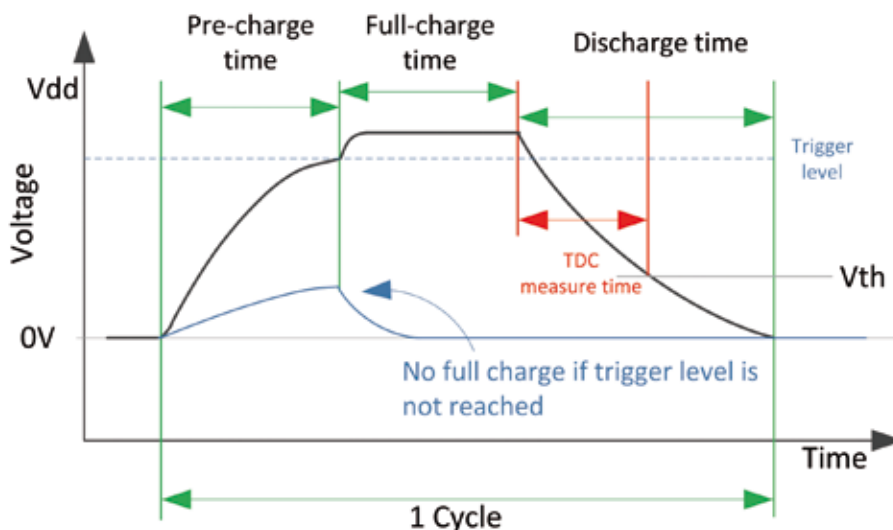
Applications

- High-end pressure sensors
- Inertial and motion sensors
- MEMS
- Fill level sensors
- Proximity switches
- Free-fall sensors
- Touch sensors
- Combo sensors



New feature

Programmable charging time (useful for e.g. MEMS sensors)



3.5 PCap EVA-KITS

PICOCAP®

General Description

There is no faster way to get started with PICOCAP than with the dedicated evaluation kits. The evaluation kits allows quick and easy evaluation of the PICOCAP chips by offering a plug-and-play module with corresponding software for Microsoft Windows® operating systems. A kit consists of a base module, a plug-in module with the PCap-chip on it, a programmer called

PICOPROG to connect the board to the PC and the evaluation software to run the evaluation-kit.

This evaluation kit can also be used as full development platform when using the Assembler software to program application specific firmware for the DSP.

Evaluation Systems

Product	Part No.	Description
PCap01-EVA-KIT	1912	Evaluation system for PCap01 including PICOPROG and evaluation software
PCap01 plug-in module	1916	Plug-in module with PCap01
PCap02-EVA-KIT	2055	Evaluation system for PCap02 including PICOPROG and evaluation software
PCap02-plug-in module	2056	Plug-in module with PCap02
PCap03-EVA-KIT*	2075	Evaluation system for PCap03 including PICOPROG and evaluation software
PCap03-plug-in module*	2076	Plug-in module with PCap03 including PICOPROG and evaluation software

* Available in Q4/2013

Evaluation Kit



4.1 PICOSTRAIN – Resistance-to-Digital Con

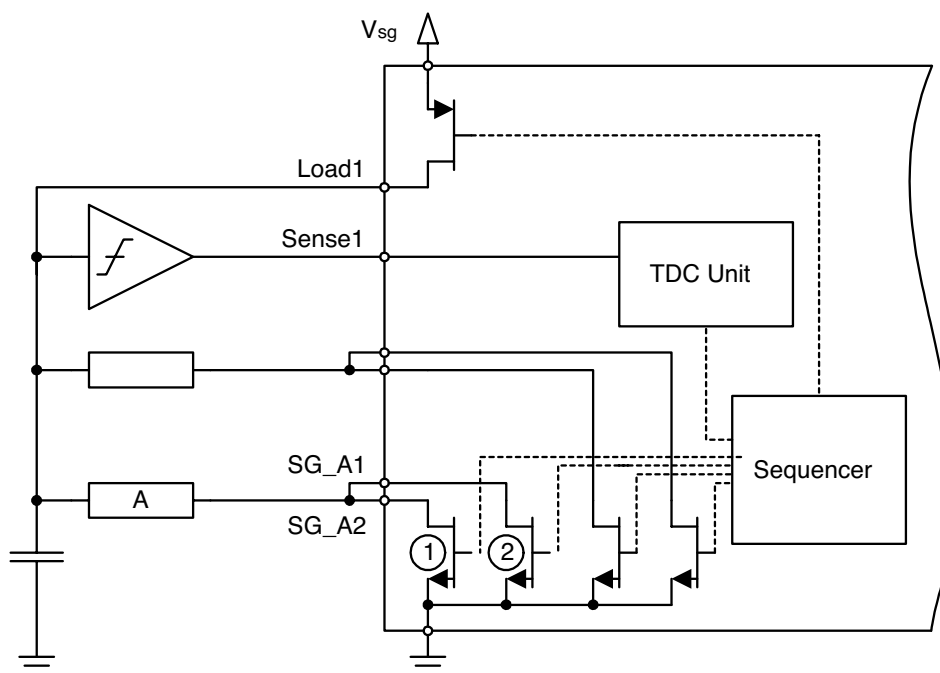
PICOSTRAIN stands for an innovative digital concept to measure resistance. Resistive sensors, for example metal strain gages, change their resistance value with mechanical deformation. The resistance variation is a measure of weight, force or pressure. PICOSTRAIN transfers this variation into a time interval variation, compared to the A/D converter where the variation in resistance is transformed into a variation in voltage.

With PICOSTRAIN, resistors of a half or full bridge are connected to a capacitor, forming a low-pass filter. The capacitor is charged to the supply voltage and then discharged through each of the resistors. The discharge time down to an arbitrary trigger level is measured with ultra-high precision using a TDC (Time-to-Digital Converter).

The ultra-low current consumption, not only of the chip but of the sensor, opens up a wide range of new design options for the customer. Smaller batteries, solar cell, and wireless are the key words that highlight the sensor applications which benefit from PICOSTRAIN.

With this patented innovative measuring principle, PICOSTRAIN devices do not require a full bridge. With the improved performance using PICOSTRAIN, half bridges are sufficient in most applications and our circuits can even measure several half bridges independently. Integrated span and offset correction capabilities can significantly simplify the temperature correction process of the sensor, e.g. in weighing technology load cells' strain gages do not need to be matched or balanced any longer.

Measuring Principle



Applications

The current consumption of the whole system is dramatically reduced compared to typical ADC systems due to the pulsed current into the strain gage. There is also no need for a separate supply for the strain gage and a reference voltage is not required. Additional patented circuits and algorithms compensate for error sources like temperature, the switch-on resistance of the output drivers ($R_{ds(on)}$), and the propagation delay of the comparator. The result is very precise measurement, virtually free from gain error and very stable with temperature. The precision achieved with PICO STRAIN devices is higher than most 24-bit A/D converters and surpasses them at high measurement rates. In combination with the low power consumption, PICO STRAIN is ideal for all applications that require high measurement rate, high accuracy, as well as portable and battery-driven solutions that require low current consumption.

- Strain gage sensors
- Force sensors
- Pressure sensors
- Torque wrenches
- Digital load cells
- Bathroom scales (solar and battery)
- Kitchen scales (solar and battery)
- Legal for trade scales (OIML, NTEP)

PICO STRAIN Products Overview

Integrated Circuits

Product	Part No.	Package	Standard Pack Quantity	Package Carrier	Description
PS021*	1002	TQFP48		Tray	Digital amplifier for strain gages. Up to 50 kHz measuring rate.
PS021FN*	1001	QFN48			
PS081	1615	Dice	140	Waffle pack	System-on-Chip solution for weight scales with MCU, LCD driver, ROM and 2k EEPROM, 21 I/O's
PS081FN	1612	QFN56	4000	T&R	
PS09	1783	Dice	-	Waffle pack	System-on-Chip solution for weight scales with MCU, ROM and OTP, capacitive switch inputs
PS09FN	1840	QFN40	4000	T&R	

Systems

Product	Part No.	Description
PS081-EVA-KIT	1525	Evaluation kit for PS081 System-on-Chip for weight scales - including baseboard with 3 plug-in modules, programmer, 10 kg load cell, assembler and evaluation software
PS09-EVA-KIT	1785	Evaluation kit for PS09 System-on-Chip for weight scales - including baseboard with 1 plug-in module, programmer, 10 kg load cell, assembler and evaluation software
PS09-DLC-KIT	1927	Evaluation kit for digital load cell, based on PS09 - including 10 kg digital load cell, baseboard, programmer, 10 kg load cell, assembler and evaluation software

Modules

Product	Part No.	Description
PS081-EVA-STD	1545	PS081 Standard plug-in module 2-layer
PS081-EVA-HR	1544	PS081 High resolution plug-in module 4-layer
PS081-EVA-WH	1546	PS081 Wheatstone plug-in module 4-layer
PS09-EVA-HR	1786	PS09 High resolution plug-in module 4-layer
PS09-EVA-LC	1921	PS09 High low cost plug-in module 2-layer

* Not recommended for new designs

General Description

PS081 is a System-on-Chip for ultra low-power and high resolution applications. It was designed specifically for weigh scales but fits into any kind of force or torque measurement application based on metal strain gages. Taking full advantage of the PICO STRAIN measurement principle it combines the performance of a 28-bit signal converter with a 24-bit microprocessor. Additional elements like the integrated LCD driver and the 2k EEPROM program memory round out the device. A sophisticated power management in combination with the PICO STRAIN measurement principle can reduce the total system current down to 15 μ A – including the sensor current. Because of the low current the PS081 is perfectly suited for battery driven or solar cell driven applications. With maximum 1 million internal divisions (200,000 stable display divisions) the PS081 delivers top performance. With PS081 it is possible to build legal for trade scales that run with 2 AA batteries for more than 1500 operating hours. Special features like software adjustment of the offset and gain compensation allows the PS081 to open the door to new and innovative product solutions.

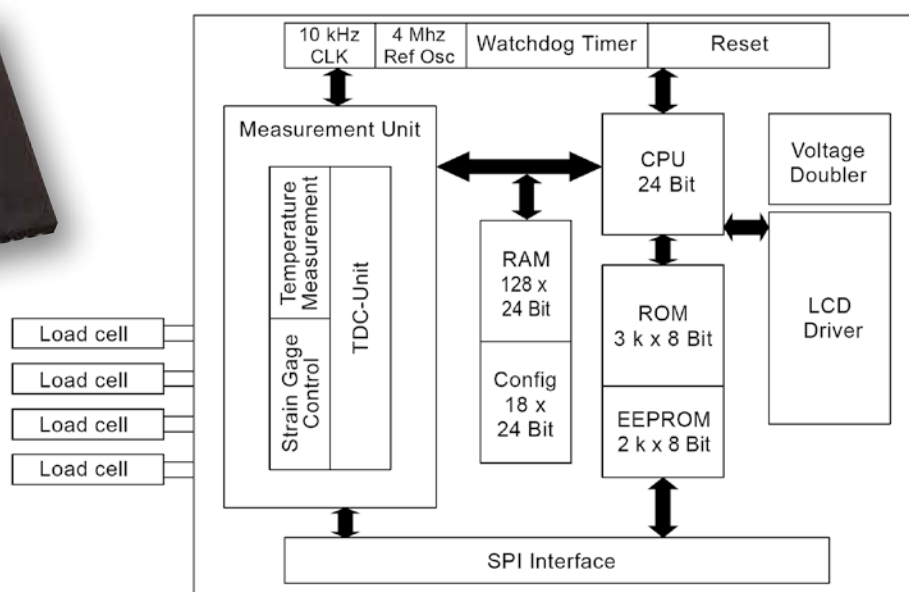
Features

- PICO STRAIN front end with up to 1 million effective scale divisions ($@2\text{mV/V} = 200,000$ peak-peak divisions)
- 24-bit microprocessor, 2 k 8-bit EEPROM, 3 k x 8-bit ROM
- Embedded very low current 10 kHz oscillator
- Driver for external 4 MHz ceramic oscillator
- Standby current $<1 \mu\text{A}$, operational current down to 15 μA
- Up to 21 programmable I/O ports
- 4 x 14, 3 x 15, 2 x 16 LCD driver, charge pump integrated
- Option to drive an external LCD driver
- Embedded band gap voltage reference for low battery detection
- Serial SPI interface
- Supply voltage 2.1 V to 3.6 V at 120 dB PSRR
- Dice (115 μm pitch) or QFN56 (7 x 7 mm²)

Applications

- Legal for trade scales (OIML, NTEP)
- Torque wrenches
- Bathroom scales (solar and battery)
- Kitchen scales (solar and battery)

Block Diagram



General Description

The PS09 extends the PICOSTRAIN family as a very compact, space-saving solution. Typical of PICOSTRAIN, PS09 combines the highest resolution and accuracy at very low power consumption for the entire system. The integrated patented software calibration allows a fully automated correction of temperature errors in load cells. This raises production quality to a level at which the (digital-) load cell easily meets the requirements for specifications like OIML or NTEP. The PS09 is both a complete single-chip solution including everything, and a frontend chip with a lot of built-in-intelligence. Special features like the capacitive inputs for buttons or sliders that need only 1 μ A operating current round out the functionality.

PS09 allows to build scales with up to 150,000 stable peak-peak divisions at 2 mV/V. On the other hand, sophisticated power management can reduce the total system current, e.g. 40 μ A with 3 Hz and 14 bits at 2 mV/V.

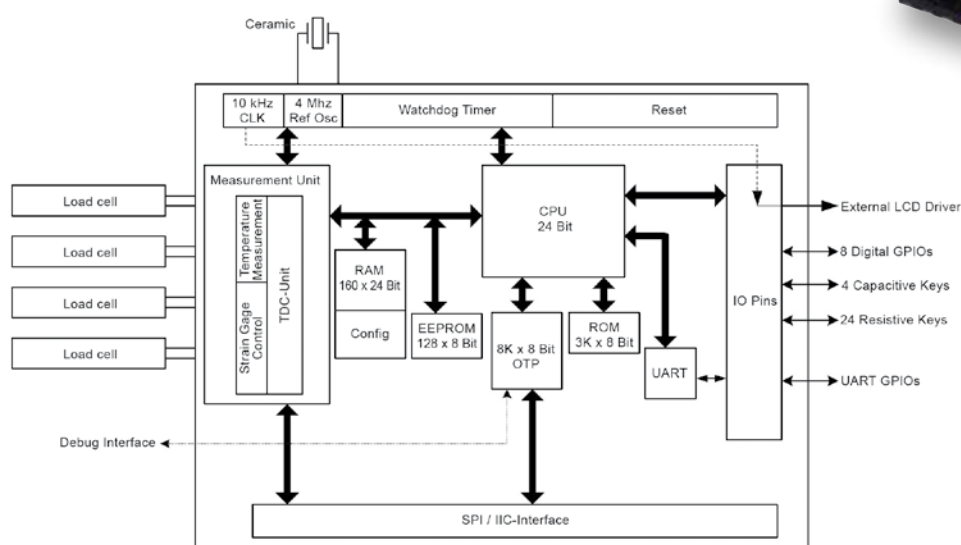
Features

- RMS noise down to 9 nV at SINC5, 5 Hz
- Up to 150,000 peak-peak divisions at 2 mV/V
- Scalable update rate from < 1 Hz to 1000 Hz
- 24-bit internal microprocessor with 160 x 24-bit RAM
- 8 k x 8-bit OTP, 128 byte user EEPROM
- SPI, I²C, UART interfaces
- Interface to drive external LCD driver circuits
- 7 GPIOs pins, up to 24 inputs possible
- 4 capacitive inputs
- Analog switches integrated to drive Wheatstone bridges
- Embedded 18 bits temperature measurement
- Very low gain and offset drift
- Power supply voltage: 2.1 V to 3.6 V
- Dice (1.98 x 1.7 mm²) or QFN40 (6 x 6 mm²)

Applications

- Digital load cells
- Bathroom scales
- Kitchen scales (solar and battery)
- Piezo-resistive sensors
- Thick-film resistors

Functional Block Diagram



4.4 PS021

General Description

The PS021 is a digital front-end device for measuring strain gages. Using PICO STRAIN measurement principle the PS021 provides a high degree of flexibility. The current consumption of the total system, including the sensor, can be reduced down to less than 100 μ A. The precision that can be achieved is better than most 24-bit A/D-converters and even surpasses them at high measurement rates. The PS021 is capable of measuring 2 Wheatstone bridges, 2 full or 4 half-bridges. Driving one half bridge is also possible without any loss in precision. An additional port for temperature measurement, patented compensation methods and a serial SPI interface makes the PS021 an innovative front end for various strain gage applications.



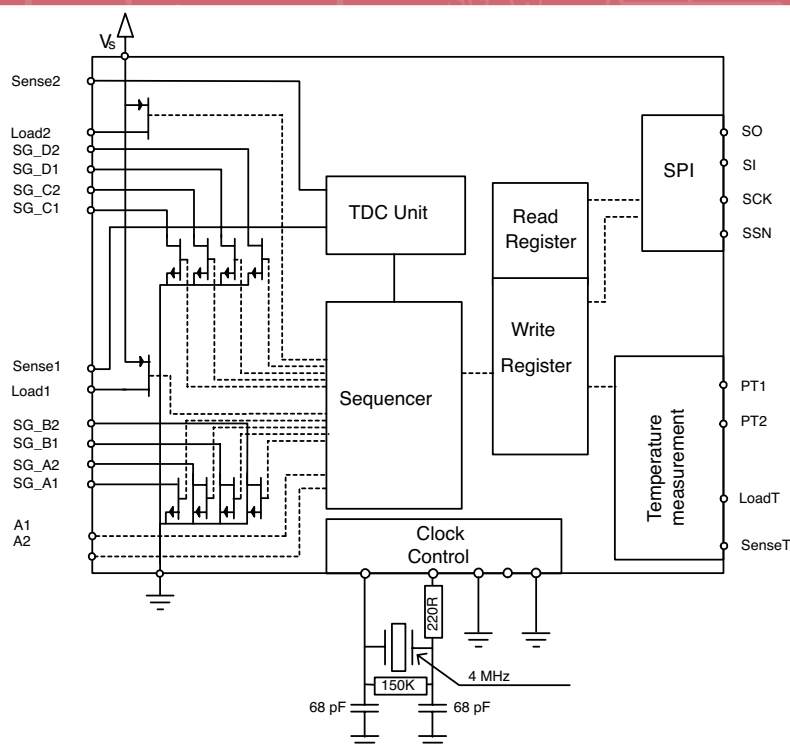
Features

- Up to 4 half bridges, 2 full bridges, or 2 Wheatstone bridges
- Programmable resolution up to 19 bits rms
- Measuring rate up to 50 kHz
- Extremely low current consumption (down to 15 μ A incl. the strain gage)
- Wide offset range, ± 250 mV/V
- Separate temperature measurement port
- Resistance strain gages: 350 Ohm to 10 kOhm
- High temperature stability and low gain error (1ppm / K)
- SPI interface with separate supply voltage
- Core voltage 1.8 V to 3.6 V, I/O voltage 1.8 V to 5.5 V
- Temperature range -40°C to $+120^{\circ}\text{C}$
- TQFP48 / QFN48 package, 7 x 7 mm² body

Applications

- Telemetric applications
- Force sensors/load cells
- Pressure sensors (also 4 – 20 mA)

Block Diagram



4.5 Evaluation Kits

PICOSTRAIN®

General Description

Plug it, test it, and be convinced. That's the aim of the PS081/PS09 and DLC evaluation kits. Therefore, these are not just PCBs but complete weighing systems with load cell weighing platform and easy to use measurement software. The PS081/PS09-EVA-Kits consists of a motherboard with one (PS09) or three (PS081) plug-in modules. On the motherboard, the user finds the LCD, a solar panel, and the power supply circuit.

Digital load cells (DLC) are becoming more and more attractive. With PICOSTRAIN's ability to do compensation with software production of DLCs can be simplified and automated. The DLC evaluation kit delivers a complete solution to the developer, based on PICOSTRAIN method. The PS09-DLC kit has a small PCB integrated directly into the load cell.

The electronics is connected to the user's PC with the PICOPROG programmer. The software package includes evaluation software with a convenient graphical user interface and the assembler/debugger.

System Overview

PS081-EVA-KIT

- Main board with LCD display, power select, solar panel, battery holder, wall power supply, 10 pushbuttons
- PS081-EVA-HR for up to 100,000 stable scale divisions
- PS081-EVA-STD for up to 40,000 stable scale divisions
- PS08-EVA-WB Wheatstone module
- 10 kg load cell (350 Ohm), mounted on platform

PS09-EVA-KIT

- Main board with LCD display, power select, battery holder, wall power supply, 8 pushbuttons and 4 capacitive buttons
- PS09-EVA-HR high-resolution module
- 10 kg load cell (350 Ohm), mounted on platform

PS09-DLC- KIT

- 10 kg digital load cell, mounted on platform, with 350 Ohm sensors, wired as 2 half bridges with 1 span compensation resistor
- SPI / I2C / UART interfaces

All systems come with PICOPROG interface and cables

Evaluation Kit



5. Contact

Headquarters Germany

acam-messelectronic gmbh
Friedrich-List-Str. 4
76297 Stutensee-Blankenloch
Ph: +49 7244 74190
Fax: +49 7244 741929
email: sales@acam.de
www.acam.de



European Distributors

Belgium (Vlaanderen)

CenS (Micro) Electronics BV.
PO Box 2331/7332 EA Apeldoorn
Lange Amerikaweg 67
7332 BP Apeldoorn
Ph: +31 55 3558611
Fax: +31 55 3560211
email: info@censelect.nl
www.censelect.nl

Finnland, Baltic States

Fintronic OY
Ruosilantie 14 B
00390 Helsinki
Ph: +358 9 2512 7770
Fax: +358 9 879 7770
email: fintronic@fintronic.fi
www.fintronic.fi

France

CATS (Solutec & Microel)
19, av. de Norvège, BP 342
91958 COURTABOEUF Cedex
Ph: +33 1 69 07 08 24
Fax: +33 1 69 07 17 23
email: communication@cats-france.fr
www.cats-france.fr

Germany

IS-Line GmbH
Edisonstr. 16
85716 Unterschleißheim
Ph: +49 89 374 288 87 0
Fax: +49 89 374 288 87 99
email: info@is-line.de
www.is-line.de

Great Britain

2001 Electronic Components Ltd.
Stevenage Business Park, Pin Green
Stevenage, Herts SG1 4S2
Ph: +44 1438 74 2001
Fax: +44 1438 74 2002
email: sales@2k1.co.uk
www.2k1.co.uk

Hungary

ChipCAD Elektronikai Disztribúció Kft.
Túzóltó u. 31.
1094 BUDAPEST
Ph: +36 231 7000
Fax: +36 231 7011
email: szfarkas@chipcad.hu
www.chipcad.hu

Italy

DELTA Elettronica s.r.l
Via Valparaiso 7/A
20144 Milano
Ph: +39 02 485 611 1
Fax: +39 02 485 611 242
email: flabracca@deltacomp.it
www.delta-elettronica.it

Netherlands

CenS (Micro) Electronics BV.
PO Box 2331/7332 EA Apeldoorn
Lange Amerikaweg 67
7332 BP Apeldoorn
Ph: +31 55 3558611
Fax: +31 55 3560211
email: info@censelect.nl
www.censelect.nl

Poland

W.G. Electronics Sp.z o.o.
ul. Modzelewskiego 35
02-679 WARSZAWA
Ph: +48 22 847 9720, 847 9721
Fax: +48 22 647 0642
email: wg@wg.com.pl
www.wg.com.pl

Switzerland

Computer Controls AG
Neunbrunnenstr. 55
8050 Zürich
Ph: +41 44 308 6666
Fax: +41 44 308 6655
email: Sales-Zurich@acam.eu
www.ccontrols.ch

Russia

Galant Electronics, Ltd.
12-y pr. Mar'inoy Roshchi D.9A
Moscow, 129626
Ph/Fax: +7-495-987-42-10
Ph: +7-495-978-19-62
Mobile: +7-916-993-67-57
email: leonid-k@galant-e.ru
www.galant-e.ru

Ukraine

Eltis Tehno Ltd.
ul. O.Teligi, 4, of. 201
Kiev, 04112
Ph: +380 44 490 9193
Fax: +380 44 490 9194
email: sales@eltis.ua
www.eltis.ua

American Distributors

United States of America

Precision Measurement Technologies, LLC
4400 140th Avenue North,
Suite 100
Clearwater, Florida 33762

Ph: +1 727 532 6144
Fax: +1 727 532 6799
email: sales@pmt-fl.com
www.pmt-fl.com

Asian Distributors

India

Brilliant Electro-Sys. Pvt. Ltd.
4, Chiplunkar Building, 4 Tara Temple
Lane, Lamington Road
Mumbai – 400 007
Ph: +91 22 2387 5565
Fax: +91 22 2388 7063
email: sales@brilliantelectronics.com
www.brilliantelectronics.com

Israel

ArazimLtd.
4 Hamelacha St. Lod
P.O.Box 4011
Lod 71110
Ph: 972-8-9230555
Fax: 972-8-9230044
email: info@arazim.com
www.arazim.co.il

Japan

DMD–Daiei Musen Denki Co., Ltd.
10-10, Sotokanda,
3-Chome, Chiyoda-Ku
Tokyo 101-0021
Ph: +81 3 3255 0931
Fax: +81 3 3255 9869
email: sales@daiei-dmd.co.jp
www.daiei-dmd.co.jp

P.R. China

Shenzhen SECOM TELECOM Co., Ltd.
32/F, Block A, ShenFang Plaza, No. 3005
Renmin Nan Rd.
Shenzhen 518001
Ph: +86 755 25155888
Fax: +86 755 25155880
email: jeff_yang@secomtel.com
www.secomtel.com

South Korea

ILDO Korea Co. Ltd
Suite 604, 6th Floor, B-Dong, Woolim
Lions Valley 5 Cha, 302
Galmachi-ro, Jungwon-Gu, Seongnam-si
462-739 Gyeonggi-do
Ph: +82 31 750 0072
Fax: +82 31 750 0075
email: sales@ildokorea.com
www.ildokorea.com



Microchip solutions for your measurement application

TDC

UFC

PICOCAP®

PICOSTRAIN®

acam-messelectronic gmbh
Friedrich-List-Str. 4
76297 Stutensee-Blankenloch
Germany
Phone: +49-7244-74190
Fax: +49-7244-741929
email: sales@acam.de
www.acam.de