
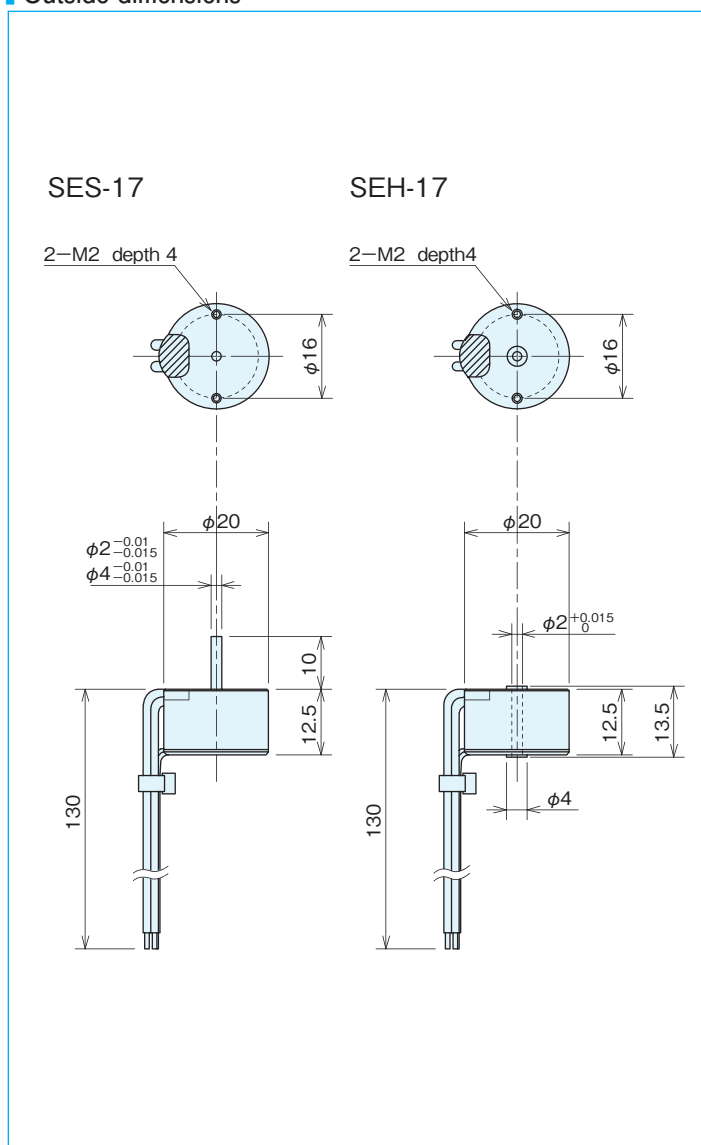


# SE-17 series

[Approximate Sine Wave/Incremental]



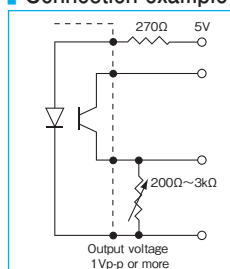
## Outside dimensions



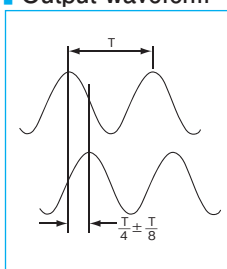
## Specifications

Type name		SE□-17-□□	
Item	Supply voltage	DC5V ±10%	
	Current consumption	30mA(LED: maximum 20mA)	
Detection system	Detection system	Incremental	
	Output pulse number (Standard)	100 200 300 360(single phase only)	
Output	[Pulse number/rotation]		
	Output phase	A phase, A, B phase	
	Output form	Approximate sine wave	
	Output capacity	—	
	Maximum response frequency (response pulse number)	20kHz	
	Output phase difference	A, B phase difference 90°±45°	
	Waveform rise/fall time	—	
	Allowable load of shaft (electrical)	Radial	(2) 1.9N(200gf) / (4) 4.9N(500gf)
		Thrust	(2) 1.9N(200gf) / (4) 4.9N(500gf)
	Maximum allowable revolutions (mechanical)		6,000r/min
Working ambient temperature/humidity		0°C~50°C	
Storing ambient temperature		-20°C~80°C	
Vibration resistance		Durability 55Hz, double amplitude 1.5mm 2 hours each in X, Y, and Z directions	
Impact resistance		Durability 500m/s <sup>2</sup> (about 50G) 3 times each in X, Y, and Z directions	
Cable		Vinyl wire(AWG28)130mm	
Mass		20g(excluding cable)	

## Connection example



## Output waveform



## Output circuit diagram

