

Application Note

SP5000 and AU6000 Series Dual Axis Tilt Sensor – Settling Time and Boresight Error Graphs

SCOPE

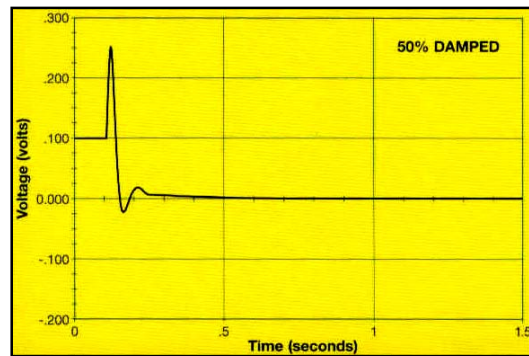
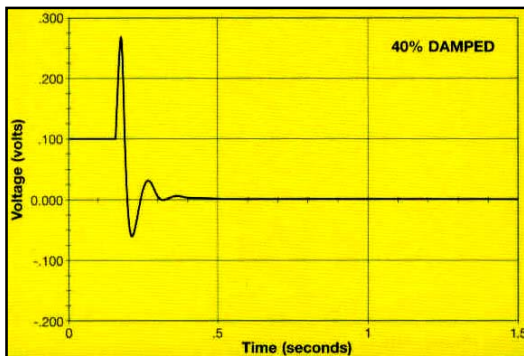
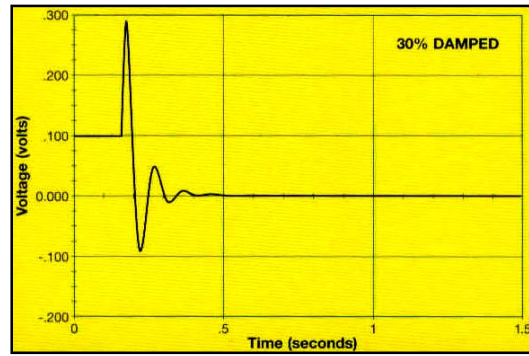
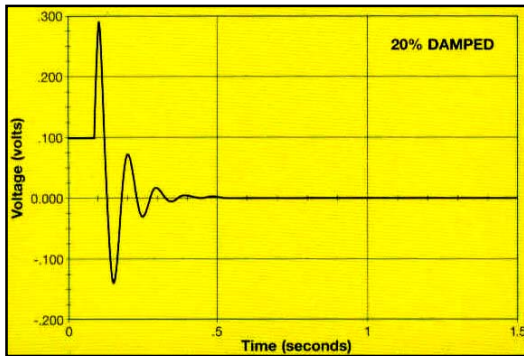
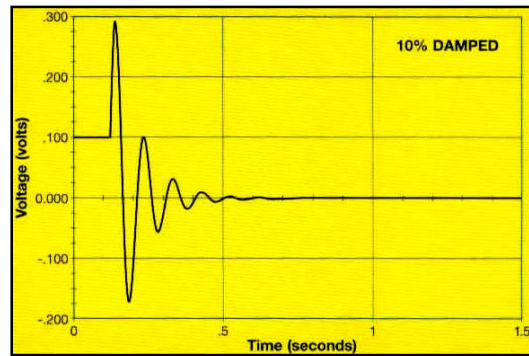
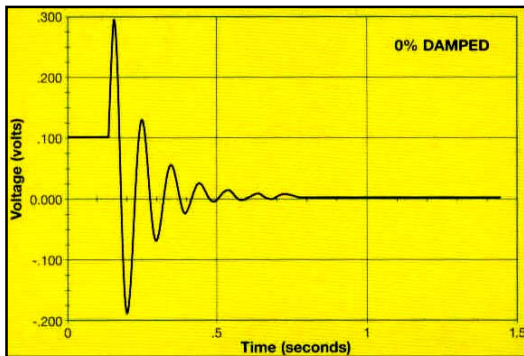
The following graphs and charts depict the typical output, and output response, of the appropriate model sensor, for 'Settling Time' and 'Boresight Error' distribution. Please note that the 'Settling Time' graphs are categorized by the damping percentage (viscosity) of the fluid, and apply to all model/series sensors, while the 'Boresight Error' graphs are model specific.

DEFINITIONS

Settling Time – the amount of time it takes for the sensor output to stabilize to within 1% of its quiescent value, after a stepped movement.

Boresight Error – the deviation of the sensor output from electrical null (zero), when the mechanical base (reference surface) is perpendicular to the gravity vector.

SETTLING TIME GRAPHS



SPECTRON GLASS AND ELECTRONICS INC.

595 OLD WILLETS PATH
HAUPPAUGE NY 11788
PHONE: 631 582-5600
FAX: 631 582-5671



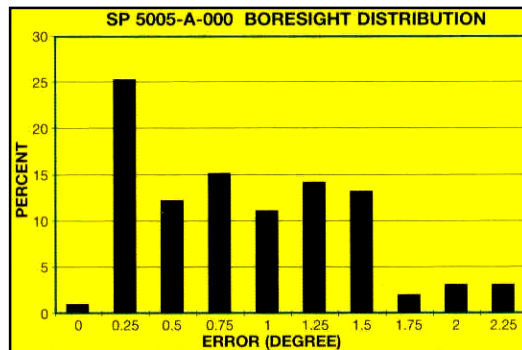
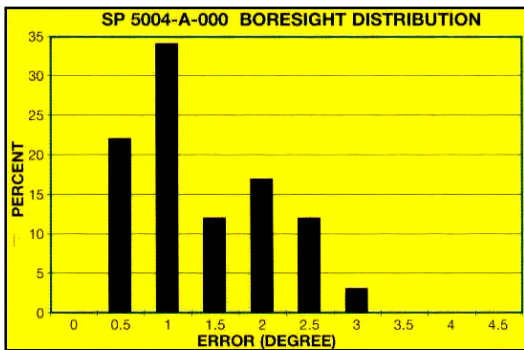
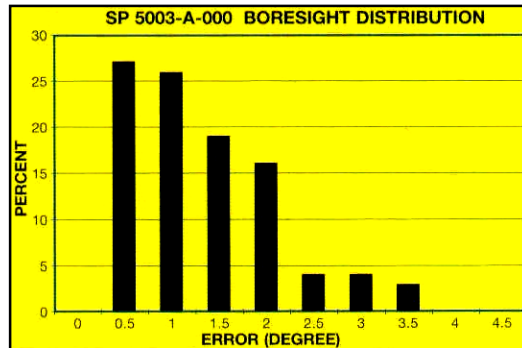
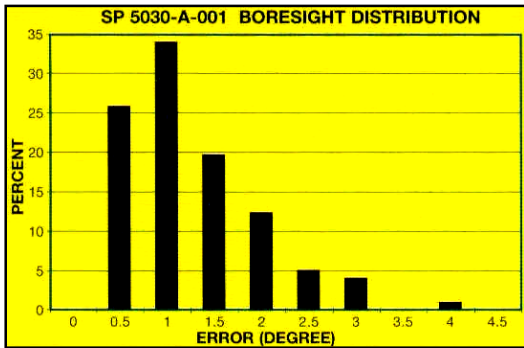
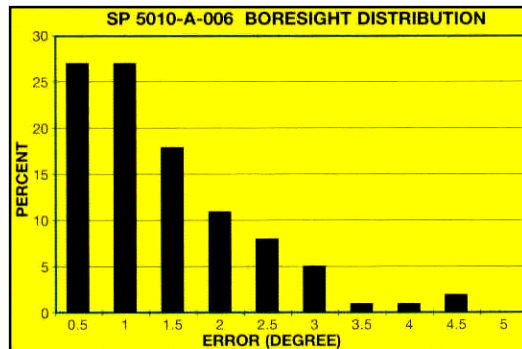
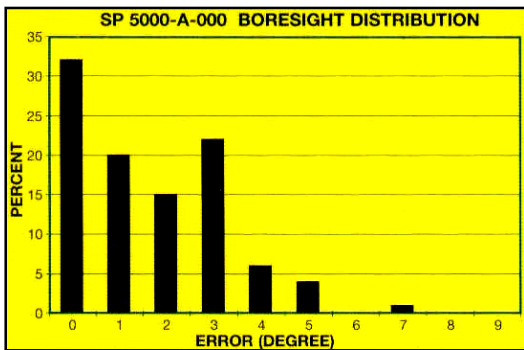
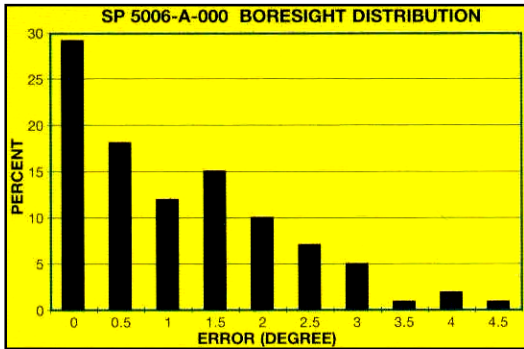
Specifications are subject to change without notice!

Doc.# SAN-210-2203

Application Note

SP5000 and AU6000 Series Dual Axis Tilt Sensor – Settling Time and Boresight Error Graphs

BORESIGHT ERROR



SPECTRON GLASS AND ELECTRONICS INC.

595 OLD WILLETS PATH
 HAUPPAUGE NY 11788
 PHONE: 631 582-5600
 FAX: 631 582-5671



Specifications are subject to change without notice!

Doc.# SAN-210-2203