


MONOLITHIC AMPLIFIERS

50Ω

BROADBAND DC to 8 GHz



low power, up to +13.5 dBm output

all specifications at 25°C

MODEL NO.	FREQ. GHz f _l - f _u	GAIN, dB Typical							MAXIMUM POWER (dBm) at 2 GHz*		DYNAMIC RANGE at 2 GHz*		VSWR (:1) Typ.		ABSOLUTE MAX. RATING ³		DC OPERATING POWER ⁴ at Pin 3			THEMAL RESISTANCE	CASE STYLE	CONNECTION	PRICE \$ ea.					
		over frequency, GHz							Output (1 dB Comp) Typ.	Input (no dmg) Min.	NF (dB) Typ.	IP3 (dBm) Typ.	In DC-3 GHz	Out 3-f _u ** DC-3 GHz	I (mA) Typ.	P (mW) Max.	Current (mA) Typ.	Device Volt. Min.	Max.	θ _{jc} Typ. °C/W	Note B							
		0.1	1	2	3	4	6	8	Min. @ 2 GHz															Qty. (30)				
ERA-1	DC-8	12.3	12.1	11.8	10.9	9.7	7.9	8.2	9	12.0	10.0	15	4.3	26	1.5	1.8	1.5	1.9	75	330	40	3.4	3.0	4.1	178	VV105	cb	1.37
ERA-2	DC-6	16.2	15.8	15.2	14.4	13.1	11.2	—	13	13.0	11.0	15	4.0	26	1.3	1.4	1.2	1.6	75	330	40	3.4	3.0	4.1	155	VV105	cb	1.52
ERA-3	DC-3	22.1	21.0	18.7	16.8	—	—	—	16	12.5	9.0	13	3.5	25	1.5	—	1.4	—	75	330	35	3.2	3.0	4.1	154	VV105	cb	1.67
ERA-1SM	DC-8	12.3	12.1	11.8	10.9	9.7	7.9	8.2	9	12.0	10.0	15	4.3	26	1.5	1.8	1.5	1.9	75	330	40	3.4	3.0	4.1	183	WW107	cb	1.42
ERA-21SM	DC-8	14.2	13.9	13.2	12.2	10.8	8.7	8.9	11.2	12.6	10.6	15	4.7	26	1.1	1.4	1.3	1.9	75	330	40	3.5	3.0	4.1	194	WW107	cb	1.57
ERA-2SM	DC-6	16.2	15.8	15.2	14.4	13.1	11.2	—	13	13.0	11.0	15	4.0	26	1.3	1.4	1.2	1.6	75	330	40	3.4	3.0	4.1	160	WW107	cb	1.57
ERA-33SM	DC-3	19.3	18.7	17.4	15.9	—	—	—	15	13.5	11.5	13	3.9	28.5	1.6	—	1.25	—	75	330	40	4.3	3.8	4.8	140	WW107	cb	1.72
ERA-3SM	DC-3	22.1	21.0	18.7	16.8	—	—	—	16	12.5	9.0	13	3.5	25	1.5	—	1.4	—	75	330	35	3.2	3.0	4.1	159	WW107	cb	1.72
ERA-8SM	DC-2	31.5	25.0	19.0	15.0	12.0	—	—	17	12.5	—	13	3.1	25	1.4	1.8	1.8	2.2	65	250	36	3.7	3.2	4.2	140	WW107	cb	1.22

see suggested PCB layout PL-075 for ERA models

features

- low thermal resistance
- miniature microwave amplifier
- frequency range, DC to 8 GHz, usable to 10 GHz
- up to 18.4 dBm typ. (16.5 dBm min) output power

absolute maximum ratings

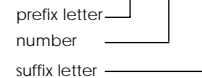
operating temperature: -45°C to 85°C
storage temperature: -65° to 150°C

model identification

Model marking (see note below)

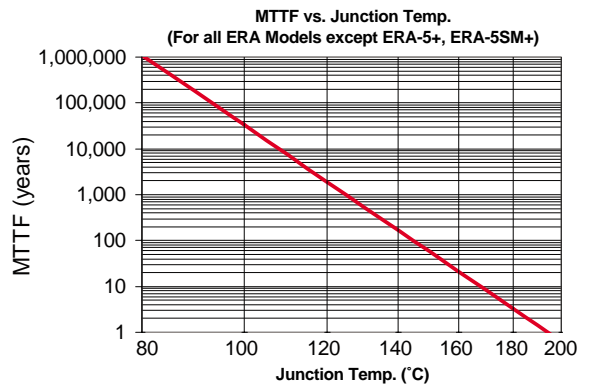
ERA-1, ERA-1SM	1
ERA-2, ERA-2SM	2
ERA-21SM	21
ERA-3, ERA-3SM	3
ERA-33SM	33
ERA-4, -4SM	4
ERA-4XSM	4X
ERA-5, ERA-5SM	5
ERA-50SM	50
ERA-51SM	51
ERA-5XSM	5X
ERA-6, ERA-6SM	6
ERA-8SM	E8

Note: Prefix letter (optional) designates assembly location. Suffix letters (optional) are for wafer identification.




NOTES:

- ◆ Aqueous washable
- * at 1 GHz for ERA-4,5,6, 4SM,4XSM,5SM,5XSM, 50SM, 51SM, 6SM, 8SM.
- ** f_u is the upper frequency limit for each model as shown in the table; for ERA-8SM VSWR (In & Out) is specified at DC-1GHz & 1-4 GHz.
- *** Gain and VSWR are specified at 1.5 GHz.
- ⊕ Low frequency cutoff determined by external coupling capacitors.
- A. Environmental specifications and re-flow soldering information available in General Information Section.
- B. Units are non-hermetic unless otherwise noted. For details on case dimensions & finishes see "Case Styles & Outline Drawings".
- C. Prices and Specifications subject to change without notice.
- D. For Quality Control Procedures see Table of Contents, Section 0, "Mini-Circuits Guarantees Quality" article. For Environmental Specifications see Amplifier Selection Guide.
- 1. Model number designated by alphanumeric code marking.
- 2. ERA-SM models available on tape and reel.
- 3. Permanent damage may occur if any of these limits are exceeded. These ratings are not intended for continuous normal operation.
- 4. Supply voltage must be connected to pin 3 through a bias resistor in order to prevent damage. See "Biasing MMIC Amplifiers" in minicircuits.com/application.html. Reliability predictions are applicable at specified current & normal operating conditions.



Drop-In & Surface Mount



medium power, up to +18.4 dBm output

all specifications at 25°C

MODEL NO.	FREQ. GHz $f_1 - f_2$	GAIN, dB Typical					MAXIMUM POWER (dBm) at 2 GHz*	DYNAMIC RANGE at 2 GHz*		VSWR (:1) Typ.				ABSOLUTE MAX. RATING ³		DC OPERATING POWER ⁴ at Pin 3			THERMAL RESISTANCE θ_{jc} Typ. °C/W	CASE STYLE Note B	CONNECTION	PRICE \$ ea. Qty. (30)				
		over frequency, GHz						Output (1 dB Comp.) Typ.	Input (no dmg) Typ.	NF (dB) Typ.	IP3 (dBm) Typ.	In DC-3 GHz	Out 3-f ₁ ** DC-3 GHz	I (mA)	P (mW)	Device Volt. Max										
		0.1	1	2	3	4										Min. @ 2 GHz	Typ.	Min.					Max	Typ.	Min	Max
ERA-6	DC-4	12.6	12.5	12.2	11.7	11.3	10.5	17.9	16	20	4.5	36	1.3	1.2	1.6	1.8	120	650	70	5.0	4.6	5.6	170	VV105	cb	3.85
ERA-4	DC-4	14.3	14.0	13.4	12.7	11.8	11	17.3	15	20	4.2	34	1.2	1.2	1.3	1.8	120	650	65	4.5	4.2	5.5	163	VV105	cb	3.85
ERA-5	DC-4	20.2	19.5	18.5	16.7	14.3	16	18.4	16.5	13	4.3	32.5	1.3	1.3	1.2	1.3	120	650	65	4.9	4.2	5.5	278	VV105	cb	3.85
ERA-6SM	DC-4	12.6	12.5	12.2	11.7	11.3	10.5	17.9	16	20	4.5	36	1.3	1.2	1.6	1.8	120	650	70	5.0	4.6	5.6	175	WW107	cb	3.90
ERA-4SM	DC-4	14.3	14.0	13.4	12.7	11.8	11	17.3	15	20	4.2	34	1.2	1.2	1.3	1.8	120	650	65	4.5	4.2	5.5	168	WW107	cb	3.90
NEW ERA-4XSM	DC-4	14.7	14.2	13.5	12.0	11.8	12	17.0	15.0	20	4.2	35	1.2	1.2	1.2	1.4	100	650	65	4.5	4.2	5.5	196	WW107	cb	1.69
NEW ERA-5XSM	DC-4	20.5	19.5	17.6	15.5	13.7	16	17.8	16.5	13	3.5	33	1.2	1.3	1.2	1.4	120	650	65	4.9	4.2	5.5	133	WW107	cb	1.69
ERA-51SM	DC-4	18.0	17.4	16.1	14.8	12.5	14	18.1	16.5	13	4.1	33	1.1	1.2	1.2	1.9	120	650	65	4.5	4.2	5.5	154	WW107	cb	3.90
ERA-5SM	DC-4	20.2	19.5	17.6	15.6	14.0	16	18.4	16.5	13	4.3	32.5	1.3	1.3	1.2	1.3	120	650	65	4.9	4.2	5.5	283	WW107	cb	3.90
ERA-50SM**	DC-1.5	20.7	19.4	18.3	—	—	16	17.2	16.0	13	3.5	32.5	1.3	—	1.2	—	120	650	60	4.4	4.0	4.9	177	WW107	cb	2.95

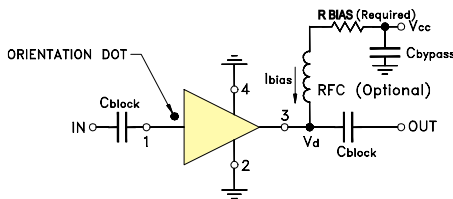
see suggested PCB layout PL-075 for ERA models

R BIAS

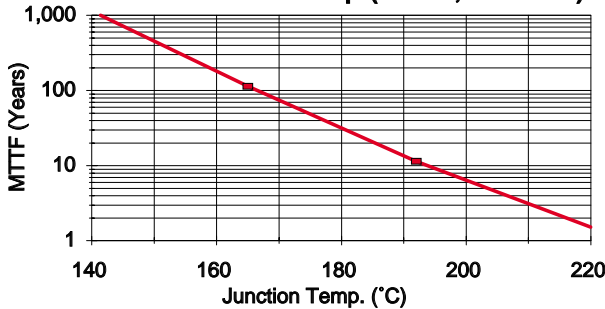
"1%" Resistor Values (ohms) for Optimum Biasing of ERA Models

Vcc	ERA-1 ERA-1SM	ERA-2 ERA-2SM	ERA-21SM	ERA-3 ERA-3SM	ERA-33SM	ERA-4, 4SM, 4XSM	ERA-5, 5SM, 5XSM	ERA-50SM, -51SM	ERA-6, ERA-6SM	ERA-8SM
7	90.9	88.7	88.7	107	69.8	38.3	33.2	40.2	30.1	88.7
8	113	113	113	133	93.1	52.3	48.7	53.6	43.2	118
9	137	137	137	162	115	66.5	63.4	68.1	56.2	143
10	162	162	162	191	140	80.6	78.7	82.5	69.8	174
11	187	187	187	221	165	95.3	95.3	97.6	84.5	200
12	215	215	215	249	191	110	110	113	97.6	226
13	237	237	237	280	215	127	124	127	113	255
14	261	261	261	309	243	143	140	143	127	280
15	287	287	287	340	267	158	158	158	140	309
16	309	309	316	365	287	174	174	174	154	340
17	332	332	340	392	316	187	187	191	169	365
18	357	365	365	422	340	205	205	205	182	392
19	383	392	392	453	365	221	221	221	196	422
20	412	412	412	475	392	237	232	237	210	453

typical biasing configuration



MTTF vs. Junction Temp. (ERA-5+, ERA-5SM+)



NSN GUIDE

MCL NO.	NSN
ERA-1SM	5962-01-459-9075
ERA-3SM	5996-01-516-5438
ERA-4SM	5962-01-459-7410
ERA-5SM	5962-01-459-9314

pin connections

PORT	cb
RF IN	1
RF OUT	3
DC	3
CASE GND	2,4
NOT USED	—
DEMO BOARD	ERA-TB

designers kits available

KIT NO.	Model Type	No. of Units in Kit	Description	Price \$ per kit
K1-ERA	ERA	30	10 of each 1,2,3	49.95
K2-ERA	ERA	20	10 of each 4,5	69.95
K1-ERASM	ERA-SM	30	10 of each 1SM, 2SM,3SM	49.95
K2-ERASM	ERA-SM	20	10 of each 4SM, 5SM	69.95
K3-ERASM	ERA-SM	30	10 of each 4SM, 5SM, 6SM	99.95

SUNSTAR商斯达实业集团是集研发、生产、工程、销售、代理经销、技术咨询、信息服务等为一体的高科技企业，是专业高科技电子产品生产厂家，是具有10多年历史的专业电子元器件供应商，是中国最早和最大的仓储式连锁规模经营大型综合电子零部件代理分销商之一，是一家专业代理和分销世界各大品牌IC芯片和电子元器件的连锁经营综合性国际公司。在香港、北京、深圳、上海、西安、成都等全国主要电子市场设有直属分公司和产品展示展销窗口门市部专卖店及代理分销商，已在全国范围内建成强大统一的供货和代理分销网络。我们专业代理经销、开发生产电子元器件、集成电路、传感器、微波光电元器件、工控机/DOC/DOM电子盘、专用电路、单片机开发、MCU/DSP/ARM/FPGA软件硬件、二极管、三极管、模块等，是您可靠的一站式现货配套供应商、方案提供商、部件功能模块开发配套商。专业以现代信息产业（计算机、通讯及传感器）三大支柱之一的传感器为主营业务，专业经营各类传感器的代理、销售生产、网络信息、科技图书资料及配套产品设计、工程开发。我们的专业网站——中国传感器科技信息网（全球传感器数据库）www.SENSOR-IC.COM 服务于全球高科技生产商及贸易商，为企业科技产品开发提供技术交流平台。欢迎各厂商互通有无、交换信息、交换链接、发布寻求代理信息。欢迎国外高科技传感器、变送器、执行器、自动控制产品厂商介绍产品到中国，共同开拓市场。本网站是关于各种传感器-变送器-仪器仪表及工业自动化大型专业网站，深入到工业控制、系统工程计 测量、自动化、安防报警、消费电子等众多领域，把最新的传感器-变送器-仪器仪表买卖信息，最新技术供求，最新采购商，行业动态，发展方向，最新的技术应用和市场资讯及时的传递给广大科技开发、科学研究、产品设计人员。本网站已成功为石油、化工、电力、医药、生物、航空、航天、国防、能源、冶金、电子、工业、农业、交通、汽车、矿山、煤炭、纺织、信息、通信、IT、安防、环保、印刷、科研、气象、仪器仪表等领域从事科学研究、产品设计、开发、生产制造的科技人员、管理人员、和采购人员提供满意服务。我公司专业生产、代理、经销、销售各种传感器、变送器、敏感元器件、开关、执行器、仪器仪表、自动化控制系统：专业从事设计、生产、销售各种传感器、变送器、各种测控仪表、热工仪表、现场控制器、计算机控制系统、数据采集系统、各类环境监控系统、专用控制系统应用软件以及嵌入式系统开发及应用等工作。如热敏电阻、压敏电阻、温度传感器、温度变送器、湿度传感器、湿度变送器、气体传感器、气体变送器、压力传感器、压力变送、称重传感器、物（液）位传感器、物（液）位变送器、流量传感器、流量变送器、电流（压）传感器、溶氧传感器、霍尔传感器、图像传感器、超声波传感器、位移传感器、速度传感器、加速度传感器、扭距传感器、红外传感器、紫外传感器、火焰传感器、激光传感器、振动传感器、轴角传感器、光电传感器、接近传感器、干簧管传感器、继电器传感器、微型电泵、磁敏（阻）传感器、压力开关、接近开关、光电开关、色标传感器、光纤传感器、齿轮测速传感器、时间继电器、计数器、计米器、温控仪、固态继电器、调压模块、电磁铁、电压表、电流表等特殊传感器。同时承接传感器应用电路、产品设计和自动化工程项目。

更多产品请看本公司产品专用销售网站：

商斯达中国传感器科技信息网：<http://www.sensor-ic.com/>

商斯达工控安防网：<http://www.pc-ps.net/>

商斯达电子元器件网：<http://www.sunstare.com/>

商斯达微波光电产品网：[HTTP://www.rfoe.net/](http://www.rfoe.net/)

商斯达消费电子产品网：<http://www.icasic.com/>

商斯达军工产品网：<http://www.junpinic.com/>

商斯达实业科技产品网：<http://www.sunstars.cn/>传感器销售热线：

地址：深圳市福田区福华路福庆街鸿图大厦1602室

电话：0755-83607652 83376489 83376549 83370250 83370251 82500323

传真：0755-83376182 (0) 13902971329 MSN: SUNS888@hotmail.com

邮编：518033 E-mail: szss20@163.com QQ: 195847376

深圳赛格展销部：深圳华强北路赛格电子市场2583号 电话：0755-83665529 25059422

技术支持：0755-83394033 13501568376

欢迎索取免费详细资料、设计指南和光盘；产品凡多，未能尽录，欢迎来电查询。

北京分公司：北京海淀区知春路132号中发电子大厦3097号

TEL: 010-81159046 82615020 13501189838 FAX: 010-62543996

上海分公司：上海市北京东路668号上海赛格电子市场D125号

TEL: 021-28311762 56703037 13701955389 FAX: 021-56703037

西安分公司：西安高新开发区20所(中国电子科技集团导航技术研究所)

西安劳动南路88号电子商城二楼D23号

TEL: 029-81022619 13072977981 FAX:029-88789382