




Logus Microwave Standby Switchover Series of coaxial switches .
The Industries finest solution to SINGLE UNIT , N:N+1 SWITCHING.
Superior RF and drive characteristics make these switches an excellent
choice for stand-by amplifier switchover applications.

- SMA, BNC, or F style connectors
- Low Cost , high production designs.
- TTL or DC control
- Position Indicator circuits available
- Suppression and polarity diodes on all drive circuits
- Compact Design



Operating Specifications

Operating Frequencies :

DC-8 GHZ

Standard Voltages :

- 12 Volts DC
- 15 Volts DC
- 24 Volts DC
- 28 Volts DC

Control Options :

- TTL High
- TTL Low

Actuation Modes :

- L - Latching, (self De-energizing)
- P - Pulse Latching, (Min Pulse 30 ms)

Switching Time :

15 mS Max.

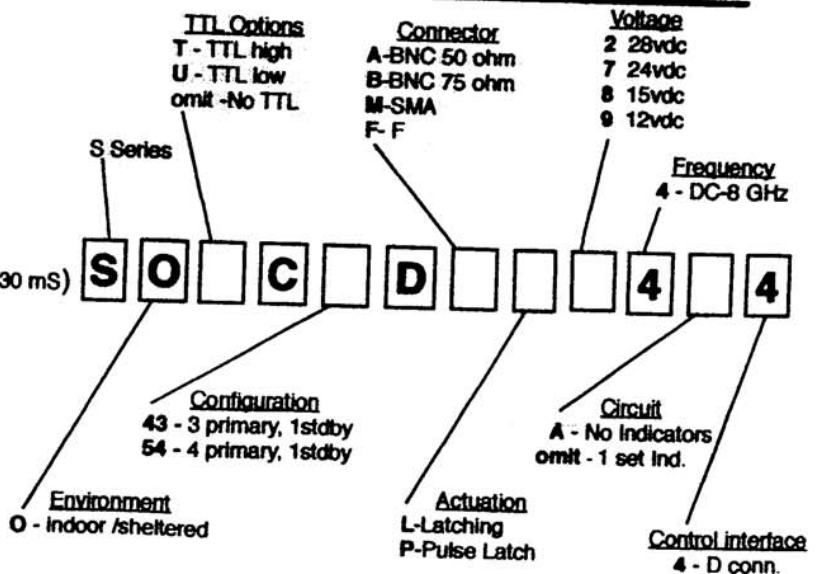
Operating Temperature :

0°C to +70°C
Sheltered Environment

RF Characteristics

Config.	application	SMA @3 GHz	VSWR typ	Ins. Loss dB typ	Isolation dB typ
43	4 Inputs, 3 outputs		1.25:1	0.25	70
54	5 Inputs, 4 outputs		1.25:1	0.25	70

Model Numbers






Microwave Corporation

Logus Microwave SSC22D Series of coaxial switches are the product of many years of designing and manufacturing RF switches in strict accordance with specifications and user requirements. Great detail was given to size and weight constraints as well as material selection when designing these High Reliability electro-mechanical switches. Superior RF and drive characteristics make these switches an excellent choice for long life space flight applications.

Space Switch Coax 2 pole 2 throw



SSC22D Series Transfer Switches

- All soldering per Mil-Std-2000
- Assembled under laminar Flow benches per Mil-Std-209, Class 100
- SMA connectors per Mil-C-39012
- Low outgassing materials per NASA handbook
- Designed for high vibration performance
- Suppression diodes on all contact circuits, Standard

Operating Specifications

Operating Frequencies :

DC-18 GHz

Operating Voltage :

26 - 30 volts(28V Nominal)

Current :

Failsafe : 280mA Max. @ 28V @20°C

Latching: 280mA Max. @ 28V @20°C

Actuation Modes :

F - Failsafe, (returns to Pos 1)

L - Latching, (self De-energizing)

P - Pulse Latching, (Min Pulse 30 mS)

Switching Time :

15 mS Max.

Weight : (Latching, w/ Indicators)

95 grams

Operating Temperature :

-40°C to + 85°C

RF Characteristics

fill-in #	Frequency GHz	VSWR (max)	Ins. Loss dB Max	Isolation dB Max
2	DC - 1 GHz	1.05:1	0.10	80
3	DC - 3 GHz	1.20:1	0.20	80
4	DC - 8 GHz	1.30:1	0.30	70
5	3 - 8 GHz	1.30:1	0.30	70
6	3 - 12 GHz	1.40:1	0.40	60
7	12 - 18 GHz	1.50:1	0.50	60
8	DC - 12 GHz	1.40:1	0.40	60
9	DC - 15 GHz	1.45:1	0.45	60
0	DC - 18 GHz	1.50:1	0.50	60

Model Numbers

SSC22DMF2□A1	Failsafe, No Indicators
SSC22DMF2□1	Failsafe, w/ Indicators
SSC22DML2□A1	Latching, No Indicators
SSC22DML2□1	Latching, w/ Indicators
SSC22DMP2□A1	Pulse Latching, No Indicators
SSC22DMP2□1	Pulse Latching, w/ Indicators

NOTE : fill IN MODEL NUMBER WITH THE NUMBER WHICH CORRESPONDS TO THE FREQUENCY RANGE REQUIRED. (i.e, SSC22DMP25A1 is Pulse latching. 4 - 6 GHz. No Indicators)