



v04.0607

HMC393MS8G / 393MS8GE

GaAs MMIC DPDT DIVERSITY SWITCH, 5 - 6 GHz



Typical Applications

This switch is ideal for use as a DPDT Diversity Switch for 5.0 - 6.0 GHz applications:

- HiperLAN
- UNII

Features

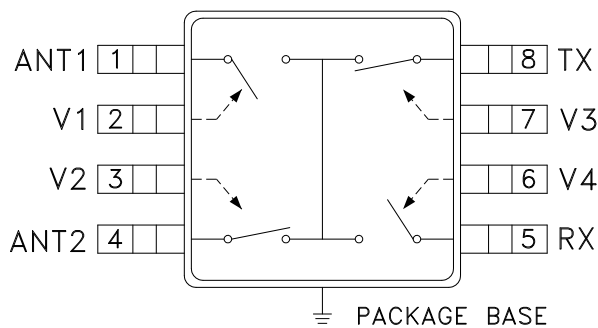
Low Insertion Loss: 1.2 dB @ 5.5 GHz

High IP3: 49 dBm

Positive Control: 0/+5V

Ultra Small MSOP8G Package: 14.8 mm²

Functional Diagram



General Description

The HMC393MS8G & HMC393MS8GE are low cost C-band DPDT switches that operate between 5 and 6 GHz. This switch can operate as an integrated antenna diversity and transmit/receive switch for the HyperLAN and UNII radio platforms. The design provides 20 dB of isolation between antennas and between Tx and Rx ports. The switch features 1.2 dB insertion loss and high power handling capability. Switch state is controlled using four CMOS level control voltage lines.

Electrical Specifications, $T_A = +25^\circ \text{C}$, $V_{ctl} = 0/+5 \text{Vdc}$, 50 Ohm System

Parameter	Frequency	Min.	Typ.	Max.	Units
Insertion Loss	5.0 - 6.0 GHz		1.2	2.0	dB
Isolation	5.0 - 6.0 GHz	15	20		dB
Return Loss (On State, Any Port)	5.0 - 6.0 GHz	13	20		dB
Input Power for 0.1 dB Compression	5.0 - 6.0 GHz	27	30		dBm
Input Third Order Intercept (Two-Tone Input Power = +22 dBm Each Tone)	5.0 - 6.0 GHz	45	49		dBm
Switching Characteristics	5.0 - 6.0 GHz				
tRISE / tFALL (10/90% RF)			11		ns
tON / tOFF (50% CTL to 10/90% RF)			22		ns

For price, delivery, and to place orders, please contact Hittite Microwave Corporation:
20 Alpha Road, Chelmsford, MA 01824 Phone: 978-250-3343 Fax: 978-250-3373

Order On-line at www.hittite.com

SUNSTAR射频通信 <http://www.rfoe.net/> TEL:0755-83397033 FAX:0755-83376182 E-MAIL: szss20@163.com

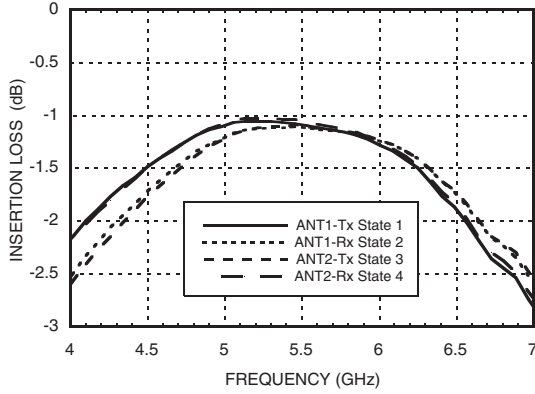


HMC393MS8G / 393MS8GE

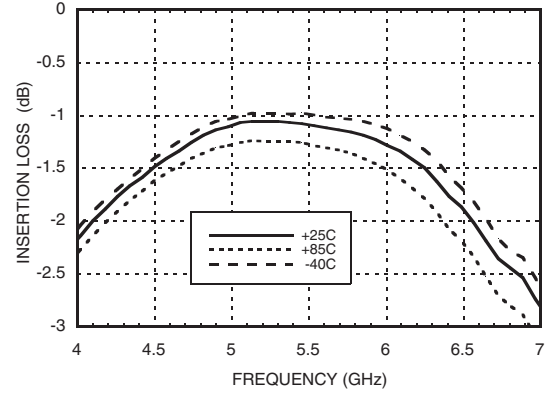
GaAs MMIC DPDT DIVERSITY SWITCH, 5 - 6 GHz



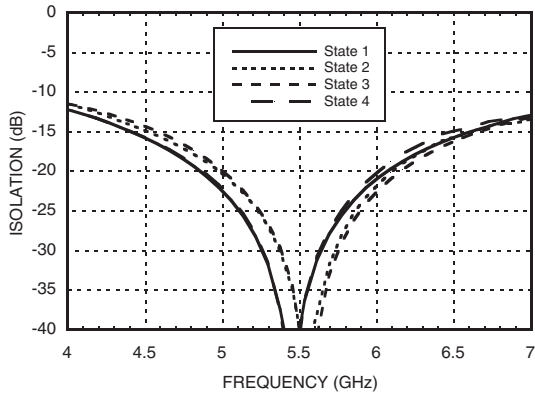
Insertion Loss



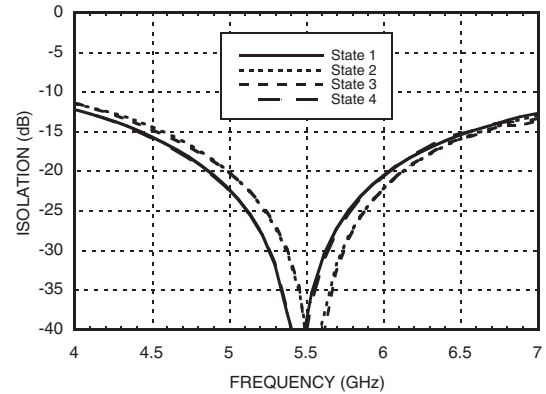
Insertion Loss vs. Temperature



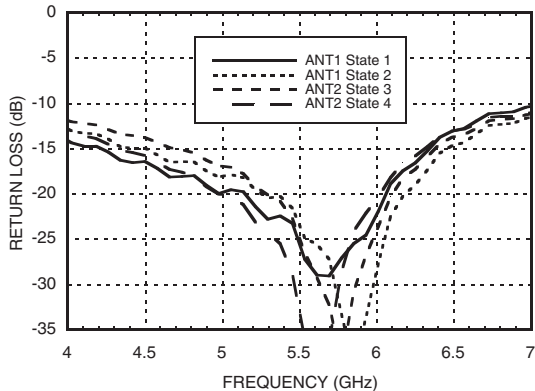
Isolation, Tx & Rx



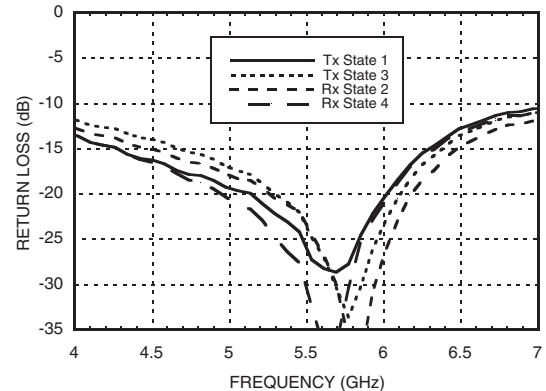
Isolation, ANT1 & ANT2



Return Loss, ANT1 & ANT2



Return Loss, Tx & Rx



For price, delivery, and to place orders, please contact Hittite Microwave Corporation:
20 Alpha Road, Chelmsford, MA 01824 Phone: 978-250-3343 Fax: 978-250-3373

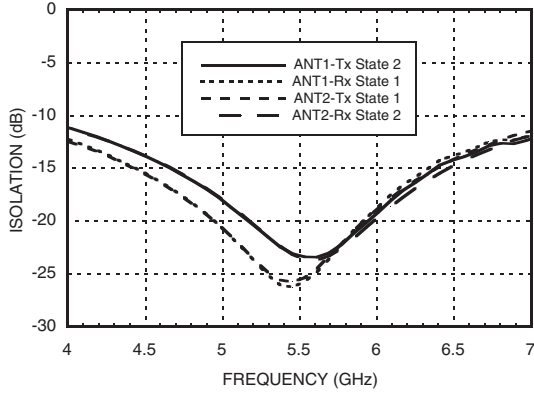
Order On-line at www.hittite.com



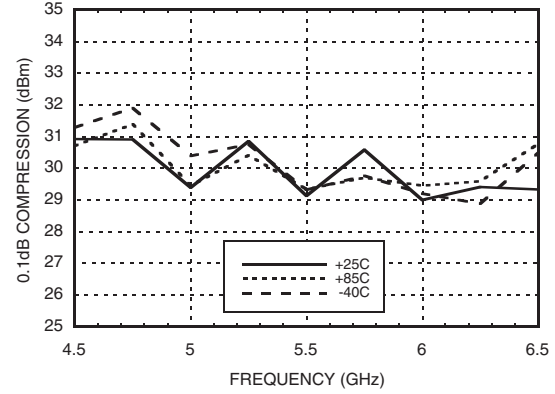
HMC393MS8G / 393MS8GE

GaAs MMIC DPDT DIVERSITY SWITCH, 5 - 6 GHz

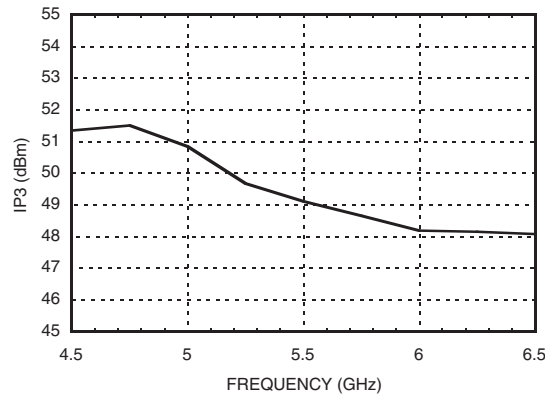
Isolation, ANT1 / ANT2 - Tx / Rx



Input 0.1 dB Compression Point



Input IP3 *



Control Voltages

State	Bias Condition
Low	0 to +0.5 Vdc @ 10 uA Typ.
High	+5.0 to +6.5 Vdc @ 10 uA Typ.

Truth Table

Path	V1	V2	V3	V4	State
ANT1 - Tx	High	Low	High	Low	1
ANT1 - Rx	High	Low	Low	High	2
ANT2 - Tx	Low	High	High	Low	3
ANT2 - Rx	Low	High	Low	High	4

* Two-tone input power = +22 dBm each tone, 1 MHz spacing.

For price, delivery, and to place orders, please contact Hittite Microwave Corporation:
20 Alpha Road, Chelmsford, MA 01824 Phone: 978-250-3343 Fax: 978-250-3373

Order On-line at www.hittite.com
SUNSTAR射频通信 <http://www.rfoe.net/> TEL:0755-83397033 FAX:0755-83376182 E-MAIL: szsss20@163.com



HMC393MS8G / 393MS8GE

GaAs MMIC DPDT DIVERSITY SWITCH, 5 - 6 GHz

Absolute Maximum Ratings

RF Input Power $V_{ctl} = 0/+5V$	+33 dBm
Control Voltage Range (V1, V2, V3, V4)	-0.5 to +7.5 Vdc
Storage Temperature	-65 to +150 °C
Operating Temperature	-40 to +85 °C
ESD Sensitivity (HBM)	Class 1A

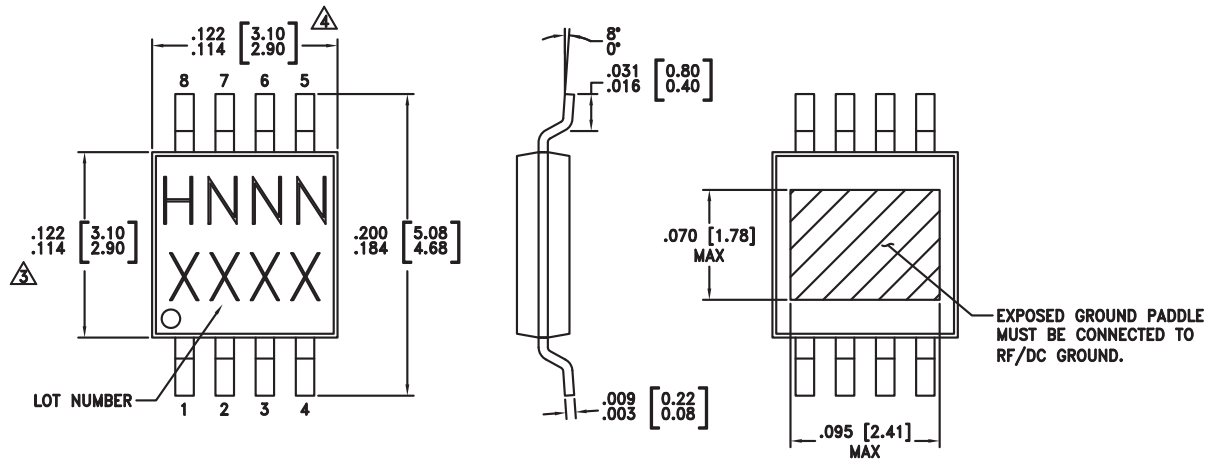


**ELECTROSTATIC SENSITIVE DEVICE
OBSERVE HANDLING PRECAUTIONS**

Caution: Do not "Hot Switch" power levels greater than +23 dBm ($V_{ctl} = 0/+5$ Vdc).

DC blocking capacitors are required at ports ANT1, ANT2, Tx, Rx. Choose value for lowest frequency of operation.

Outline Drawing



NOTES:

- LEADFRAME MATERIAL: COPPER ALLOY
- DIMENSIONS ARE IN INCHES [MILLIMETERS]
- \triangle DIMENSION DOES NOT INCLUDE MOLDFLASH OF 0.15mm PER SIDE.
- \triangle DIMENSION DOES NOT INCLUDE MOLDFLASH OF 0.25mm PER SIDE.
- ALL GROUND LEADS AND GROUND PADDLE MUST BE SOLDERED TO PCB RF GROUND.

Package Information

Part Number	Package Body Material	Lead Finish	MSL Rating	Package Marking ^[3]
HMC393MS8G	Low Stress Injection Molded Plastic	Sn/Pb Solder	MSL1 ^[1]	H393 XXXX
HMC393MS8GE	RoHS-compliant Low Stress Injection Molded Plastic	100% matte Sn	MSL1 ^[2]	H393 XXXX

[1] Max peak reflow temperature of 235 °C

[2] Max peak reflow temperature of 260 °C

[3] 4-Digit lot number XXXX

For price, delivery, and to place orders, please contact Hittite Microwave Corporation:
20 Alpha Road, Chelmsford, MA 01824 Phone: 978-250-3343 Fax: 978-250-3373

Order On-line at www.hittite.com



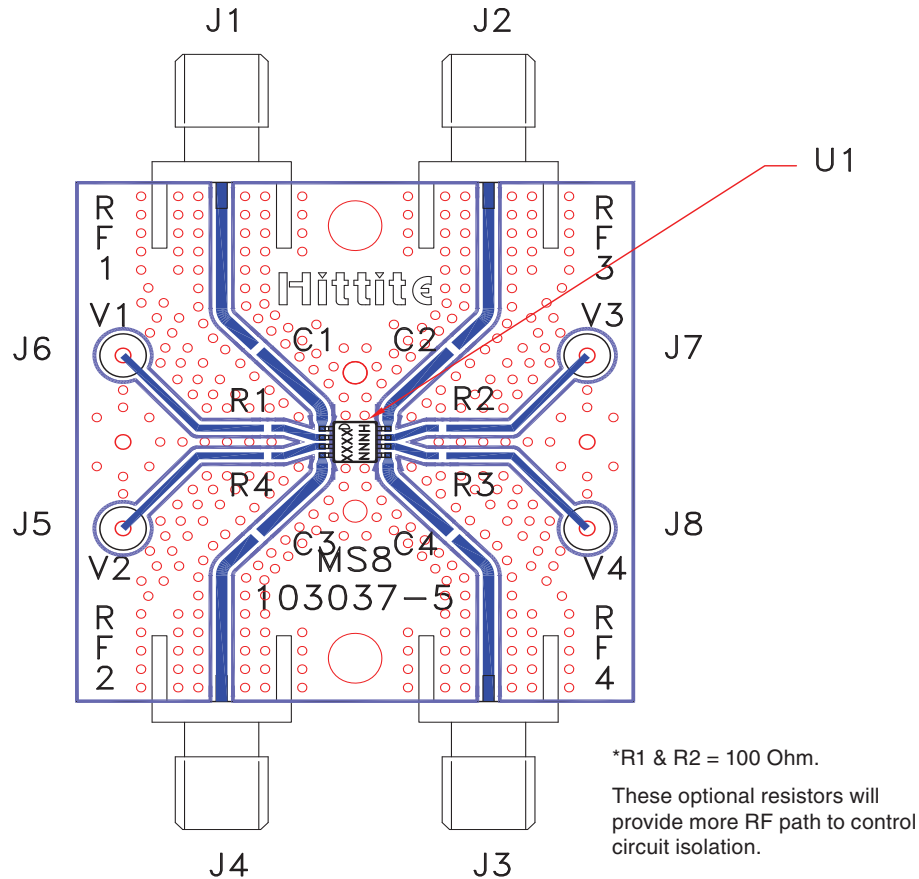
v04.0607

HMC393MS8G / 393MS8GE

GaAs MMIC DPDT DIVERSITY SWITCH, 5 - 6 GHz



Evaluation PCB



List of Materials for Evaluation PCB 103132 [1]

Item	Description
J1 - J4	PCB Mount SMA Connector
J5 - J8	DC Pin
C1 - C4	Chip Capacitor, 0402 Pkg. Choose value for lowest frequency of operation. 100 pF is provided on PCB.
R1 - R2	100 Ohm Resistor, 0402 Pkg.
U1	HMC393MS8G / HMC393MS8GE DPDT Diversity Switch
PCB [2]	103037 Evaluation PCB 1.5"x1.5"

[1] Reference this number when ordering complete evaluation PCB

[2] Circuit Board Material: Rogers 4350

The circuit board used in the final application should use RF circuit design techniques. Signal lines should have 50 ohm impedance while the package ground leads and exposed paddle should be connected directly to the ground plane similar to that shown above. A sufficient number of via holes should be used to connect the top and bottom ground planes. The evaluation circuit board shown above is available from Hittite upon request.

For price, delivery, and to place orders, please contact Hittite Microwave Corporation:
20 Alpha Road, Chelmsford, MA 01824 Phone: 978-250-3343 Fax: 978-250-3373

Order On-line at www.hittite.com

SUNSTAR射频通信 <http://www.rfoe.net/> TEL:0755-83397033 FAX:0755-83376182 E-MAIL: szss20@163.com



HMC393MS8G / 393MS8GE

**GaAs MMIC DPDT DIVERSITY
SWITCH, 5 - 6 GHz**

Notes:

10

SWITCHES - SMT

*For price, delivery, and to place orders, please contact Hittite Microwave Corporation:
20 Alpha Road, Chelmsford, MA 01824 Phone: 978-250-3343 Fax: 978-250-3373*

Order On-line at www.hittite.com

SUNSTAR射频通信 <http://www.rfoe.net/> TEL:0755-83397033 FAX:0755-83376182 E-MAIL: szss20@163.com