



## Waveguide Sections, Bends, and Twist

### FEATURES:

- ❖ Rugged Waveguide Configuration
- ❖ Full Band Operation
- ❖ Low Cost

### APPLICATIONS:

- ❖ Test Equipment
- ❖ Subsystems
- ❖ Prototypes



### DESCRIPTION:

### CSS, CWB, & CTS Series

Cernex's **CSS, CWB, and CTS** Series offered various waveguide components line to cover frequency range of 1 to 325 GHz in seven waveguide bands. Other frequency bands are available per request.

Straight waveguide sections (**CSS**) offer the inter-connections between the waveguide ports and are available in 1" to 8" standard length in 1" increments as well as customer-specified lengths.

Waveguide bends (**CWB**) change the direction in the waveguide assembly and are available in H plane and E-plane version with bend angles of 30°, 45°, 60° and 90°.

Waveguide twists (**CTS**) allow changing the orientation of the waveguide port and are available with twisting angles of 45° or 90°.

### SPECIFICATIONS:

Waveguide Band	L	La	Sa	Sb	S	Cl	C	Cs	XI	XII	X	Xs	Ku	Kb	K
Frequency Range (GHz)	1.12 to 1.70	1.70 to 2.60	2.20 to 3.30	2.60 to 3.95	3.30 to 4.90	3.95 to 5.85	4.90 to 7.05	5.85 to 8.20	7.05 to 10.0	7.00 to 11.00	8.20 to 12.40	10.0 to 15.0	12.4 to 18.0	15.00 to 22.00	18.0 to 26.5
Waveguide Size	WR-650	WR-430	WR-340	WR-284	WR-229	WR-187	WR-159	WR-137	WR-112	WR-102	WR-90	WR-75	WR-62	WR-51	WR-42
Flange Pattern	UG-417A/U	UG-435A	UG-435A	UG-53/U	-	UG-149A/U	-	UG-344/U	UG-51/U	UG-1493/U	UG-39/U	-	UG-419U	WR5-1	UG-595/U

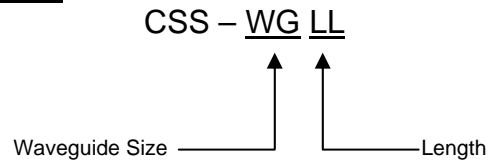
## Waveguide Sections, Bends, and Twist

Waveguide Band	Kc	Ka	Q	U	V	E	W	F	D	G	-	-	-	-
Frequency Range (GHz)	22.0 to 33.0	26.5 to 40.0	33.0 to 50.0	40.0 to 60.0	50.0 to 75.0	60.0 to 90.0	75.0 to 100.0	90.0 to 140.0	140.0 to 180.0	180.0 to 220.0	170.0 to 260.0	220.0 to 325.0	325.0 to 400.0	400 to 500
Waveguide Size	WR-34	WR-28	WR-22	WR-19	WR-15	WR-12	WR-10	WR-8	WR-6	WR-5	WR-4	WR-3	WR-2.8	WR-2.2
Flange Pattern	UG-1530/U	UG-599/U	UG-383/U	UG-383/U-M	UG-385/U	UG-387/U	UG-387/U	UG-387/U	UG-387/U-M	UG-387/U-M	UG-387/U-M	UG-387/U-M	UG-387/U-M	UG-387/U-M

### HOW TO ORDER:

- Straight Waveguide Sections**

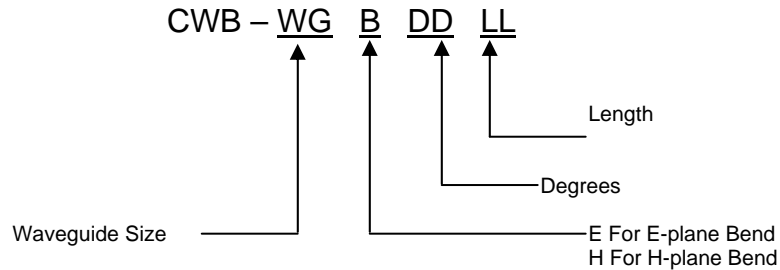
Specify Model Number



**Example:** To order a 2" long, WR-15 straight waveguide section, specify CSS-1502.

- Waveguide Bends**

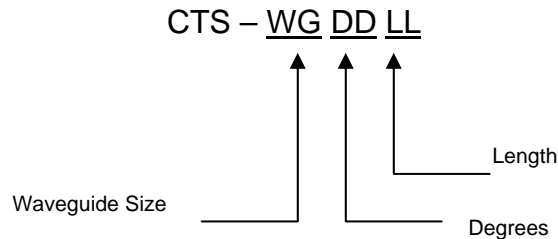
Specify Model Number



**Example:** To order a WR-28, E-plane, 30° waveguide bend, specify CWB-28E30.

- Waveguide Twists**

Specify Model Number



**Example:** To order a 45°, 1" long, WR-12 waveguide twist, specify CTS-120145.

CERNEX RESERVE THE RIGHT TO CHANGE THE SPECIFICATIONS WITHOUT NOTICE.