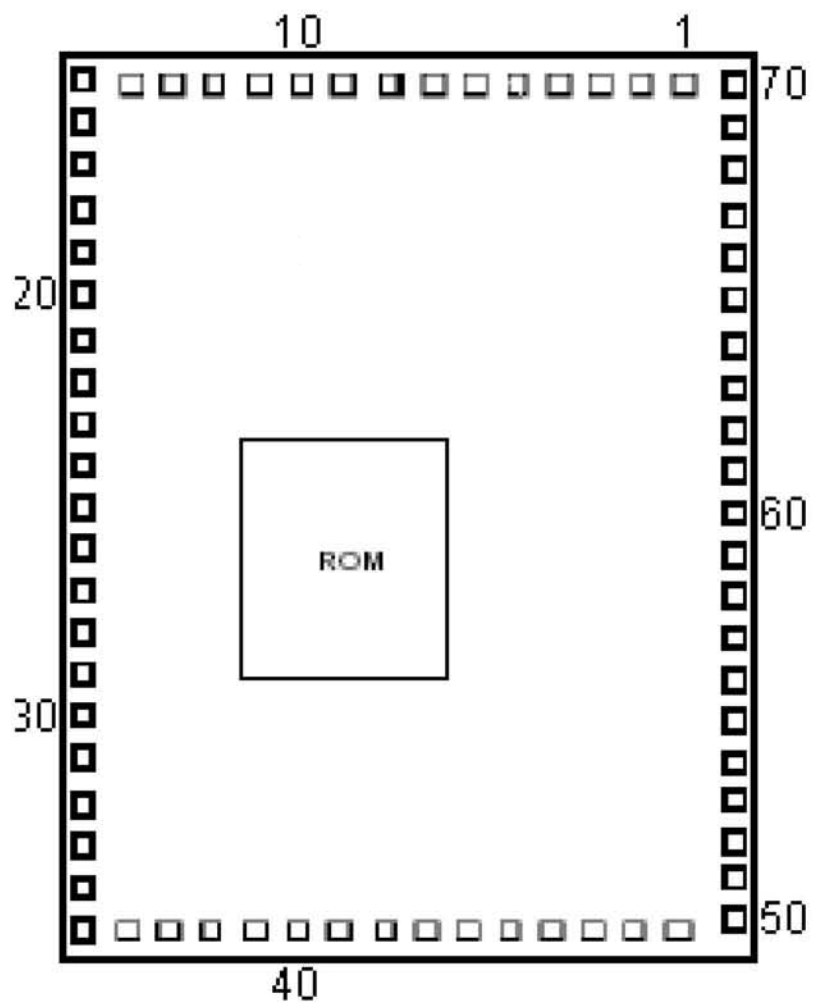


IC PAD 图

Chip size:2620×2050μm

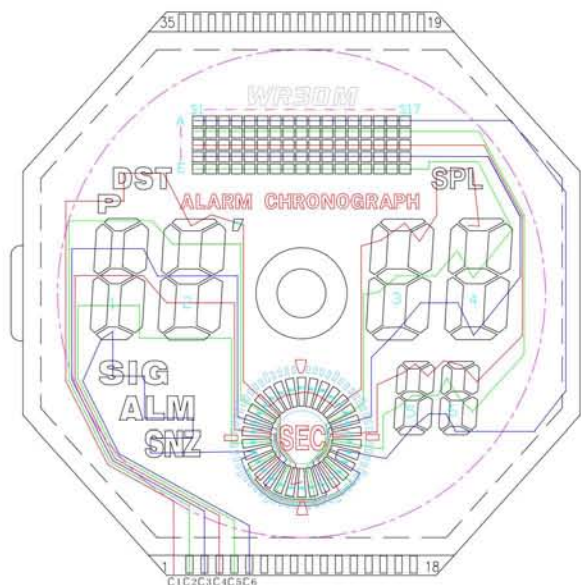
Pad size:100×100μm



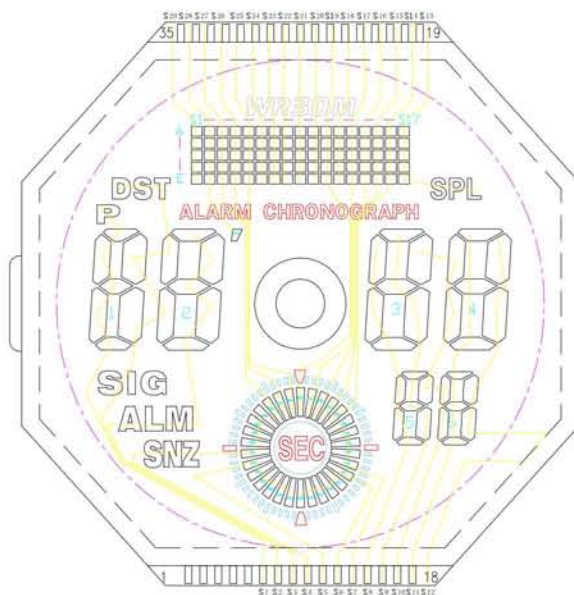
Pad Coordinates

Pad No.	Pad Name	X	Y	Pad No.	Pad Name	X	Y
1	CFIN	1971.50	2544.50	36	SEG13	75.25	75.25
2	CFOUT	1785.25	2544.50	37	SEG14	225.25	75.25
3	XTIN	1665.25	2544.50	38	SEG15	345.25	75.25
4	XTOUT	1545.25	2544.50	39	SEG16	465.25	75.25
5	BAK	1425.25	2544.50	40	SEG17	585.25	75.25
6	NC	1305.25	2544.50	41	SEG18	705.25	75.25
7	RESET	1185.25	2544.50	42	SEG19	825.25	75.25
8	INT	1065.25	2544.50	43	SEG20	945.25	75.25
9	S1	945.25	2544.50	44	SEG21	1065.25	75.25
10	NC	825.25	2544.50	45	SEG22	1185.25	75.25
11	NC	705.25	2544.50	46	SEG23	1305.25	75.25
12	NC	585.25	2544.50	47	SEG24	1425.25	75.25
13	VDD1	465.25	2544.50	48	SEG25	1545.25	75.25
14	VDD2	345.25	2544.50	49	SEG26	1665.25	75.25
15	VDD3	225.25	2544.50	50	IOD1	1785.25	75.25
16	VDD4	75.25	2544.50	51	IOD2	1971.50	75.25
17	CUP1	75.25	2394.50	52	IOD3	1971.50	225.25
18	CUP2	75.25	2274.50	53	IOD4	1971.50	345.25
19	NC	75.25	2154.50	54	ELC	1971.50	465.25
20	COM1	75.25	2034.50	55	ELP	1971.50	585.25
21	COM2	75.25	1914.50	56	SEG33	1971.50	705.25
22	COM3	75.25	1785.25	57	BZ	1971.50	825.25
23	COM4	75.25	1665.25	58	SEG35	1971.50	945.25
24	SEG1	75.25	1545.25	59	SEG36	1971.50	1065.25
25	SEG2	75.25	1425.25	60	IOA3	1971.50	1185.25
26	SEG3	75.25	1305.25	61	IOA4	1971.50	1305.25
27	SEG4	75.25	1185.25	62	IOC1	1971.50	1425.25
28	SEG5	75.25	1065.25	63	IOC2	1971.50	1545.25
29	SEG6	75.25	945.25	64	IOC3	1971.50	1665.25
30	SEG7	75.25	825.25	65	IOC4	1971.50	1785.25
31	SEG8	75.25	705.25	66	COM5	1971.50	1905.25
32	SEG9	75.25	585.25	67	COM6	1971.50	2034.50
33	SEG10	75.25	465.25	68	NC	1971.50	2154.50
34	SEG11	75.25	345.25	69	NC	1971.50	2274.50
35	SEG12	75.25	225.25	70	GND	1971.50	2394.50

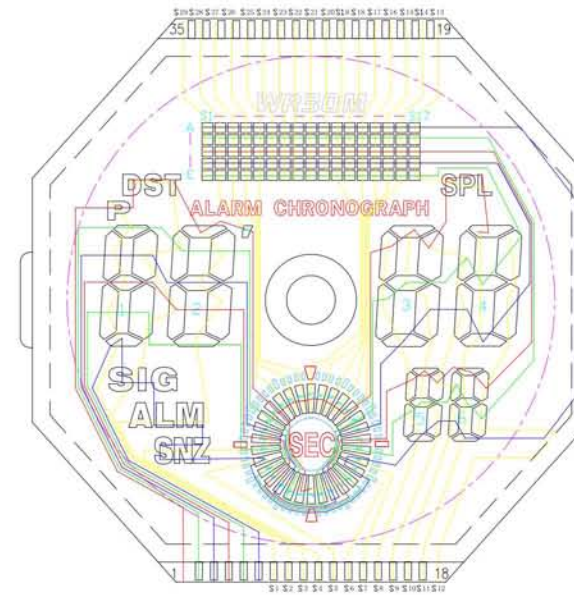
玻璃走线图及逻辑表



COM走线图紧供参考



SEG走线图紧供参考



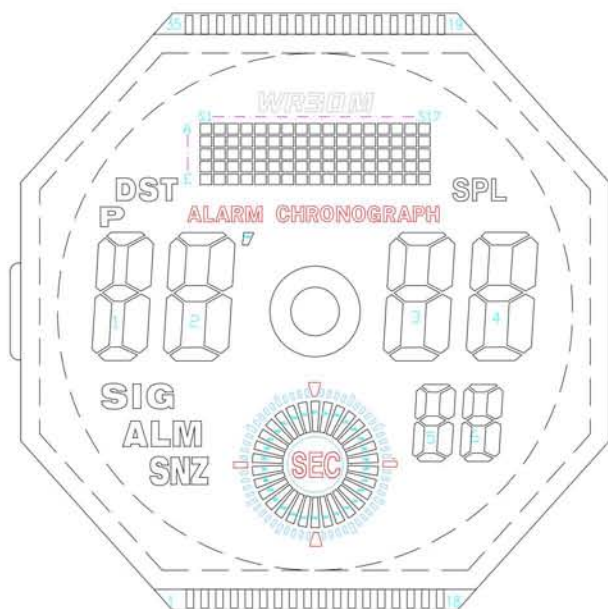
走线图紧供参考

LCD 驱动:

BIAS : 1/3

DUTY : 1/6

驱动电压: 4.5V



PIN	1	2	3	4	5	6	7	8	9	10	11	12	13	14	15	16	17	18
IC PIN	CDM1	CDM2	CDM3	CDM4	CDM5	CDM6	SEG1	SEG2	SEG3	SEG4	SEG5	SEG6	SEG7	SEG8	SEG9	SEG10	SEG11	SEG12
CDM1	CDM1	---	---	---	---	---	P	DST	2A	16b	14h	14g	---	3F	3A	3B	4A	---
CDM2	---	CDM2	---	---	---	---	1A	2F	2B	16a	15a	14f	13e	3E	3G	4F	4G	4B
CDM3	---	---	CDM3	---	---	---	1F	1B	2G	15h	15b	14e	13f	3D	3C	4E	4D	4C
CDM4	---	---	---	CDM4	---	---	1G	2E	2C	15g	15c	14d	13g	5F	5A	5B	6A	6B
CDM5	---	---	---	---	CDM5	---	1E	1C	2D	15f	15d	14c	13h	5E	5G	6F	6G	6C
CDM6	---	---	---	---	---	CDM6	1D	SIG	ALM	SNZ	15e	14b	14a	5D	5C	6E	6D	---

PIN	19	20	21	22	23	24	25	26	27	28	29	30	31	32	33	34	35
IC PIN	SEG13	SEG14	SEG15	SEG16	SEG17	SEG18	SEG19	SEG20	SEG21	SEG22	SEG23	SEG24	SEG25	SEG26	SEG30	SEG40	SEG41
CDM1	SPL	13d	13c	13b	13a	---	16f	---	---	---	---	---	16e	16d	16e	1e a	---
CDM2	ES17	ES16	ES15	ES14	ES13	ES12	ES11	ES10	ES9	ES8	ES7	ES6	ES5	ES4	ES3	ES2	ES1
CDM3	DS17	DS16	DS15	DS14	DS13	DS12	DS11	DS10	DS9	DS8	DS7	DS6	DS5	DS4	DS3	DS2	DS1
CDM4	CS17	CS16	CS15	CS14	CS13	CS12	CS11	CS10	CS9	CS8	CS7	CS6	CS5	CS4	CS3	CS2	CS1
CDM5	BS17	BS16	BS15	BS14	BS13	BS12	BS11	BS10	BS9	BS8	BS7	BS6	BS5	BS4	BS3	BS2	BS1
CDM6	AS17	AS16	AS15	AS14	AS13	AS12	AS11	AS10	AS9	AS8	AS7	AS6	AS5	AS4	AS3	AS2	AS1

电路图

