



ATA121302

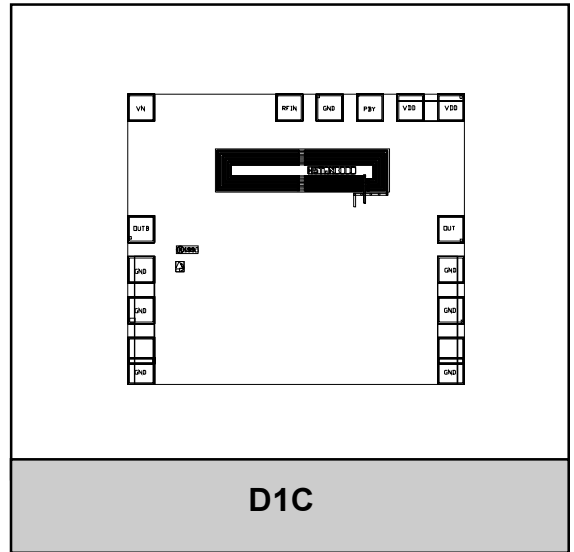
1.25Gb/s Transimpedance Amplifier ADVANCED PRODUCT INFORMATION - Rev 0.1

FEATURES

- 1.25 Gb/s Differential Output TIA
- Automatic Gain Control
- Single +5V Supply
- 1100 MHz Bandwidth
- -28 dBm typical sensitivity
- On-Chip PIN Photodiode Bias Voltage

APPLICATIONS

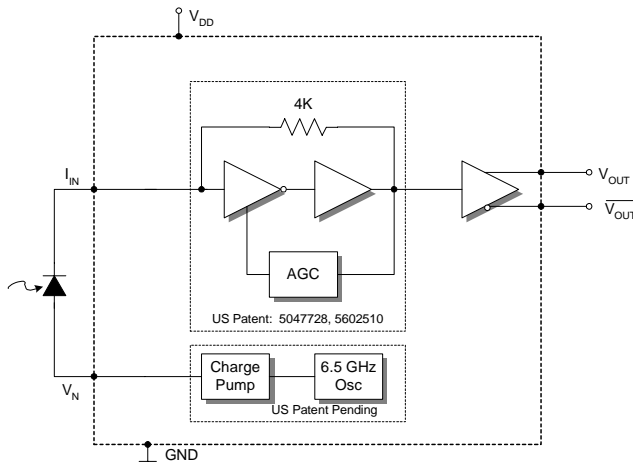
- Gigabit Ethernet (1.250 Gb/s)
- Fibre Channel (1.0625 Gb/s)



PRODUCT DESCRIPTION

The ANADIGICS ATA121302 is a +5V low noise transimpedance amplifier designed to be used in Gigabit Ethernet and Fiber Channel fiber optic links. The device is used in conjunction with a photodetector (PIN diode or avalanche photodiode) to convert an optical signal into a differential output

voltage. The ATA121302 offers a bandwidth of 1100MHz, a dynamic range in excess of 28dB and an on-chip bias voltage for PIN photodetectors. It is manufactured in a GaAs MESFET process and is available in bare die form.



The photodetector cathode must be connected to I_{IN} and the anode can be connected to V_N or ground for proper AGC operation.

Figure 1: ATA121302 Equivalent Circuit

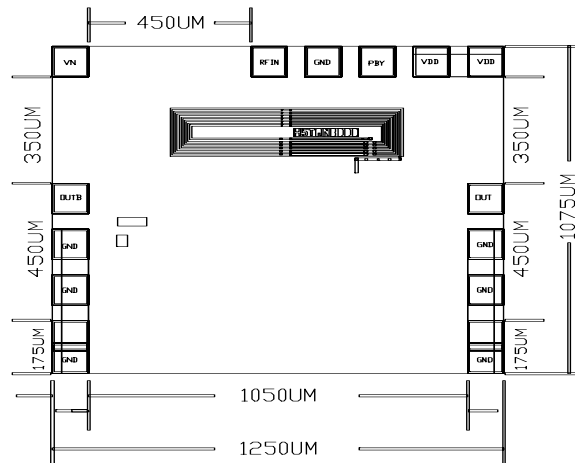


Figure 2: Bonding Pad Layout

Table 1: ATA121302 Pad Description

PAD	DESCRIPTION	COMMENT
VDD	Positive Supply Voltage	+ 5 Volts
I_{IN}	TIA Input	Connect to detector cathode for proper operation
V_N	Negative Voltage for Photodiode Biasing	Connect to detector anode for optimum performance
$\overline{V_{OUT}}$	TIA Output Voltage (Non-Inverted)	Logical '1' with optical input
V_{OUT}	TIA Output Voltage (Inverted)	Logical '0' with optical input

ELECTRICAL CHARACTERISTICS

Table 2: Absolute Maximum Ratings

V_{DD}	7.0V
I_{IN}	3.5mA
T_s	Storage Temp. -65 °C to 125 °C

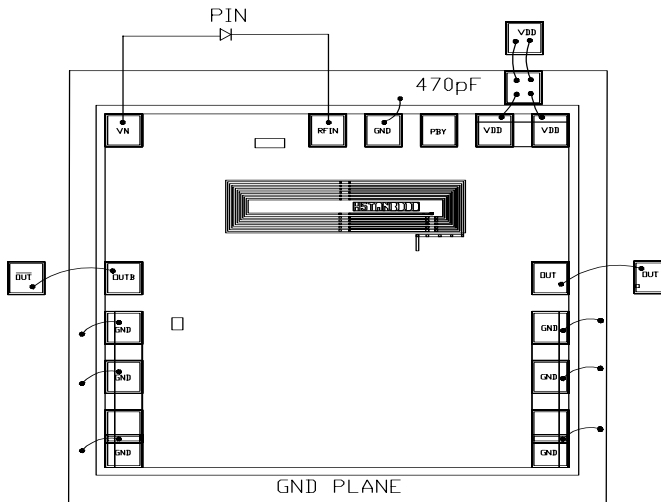
Stresses in excess of the absolute ratings may cause permanent damage. Functional operation is not implied under these conditions. Exposure to absolute ratings for extended periods of time may adversely affect reliability.

Table 3: Electrical Specifications ⁽¹⁾ ($T_A = 25^\circ\text{C}$, $V_{DD} = +5.0\text{V} \pm 10\%$)

PARAMETER	MIN	TYP	MAX	UNIT
Small Signal Differential (RL = 100) Transresistance ⁽²⁾	-	2.8	-	K Ω
Bandwidth	1000	1100	-	MHz
Low Frequency Cutoff	-	800	-	kHz
Input Resistance		100		Ω
Output Resistance	-	40	-	Ω
Input Offset Voltage	-	1.4	-	V
Output Offset Voltage	-	2.2	-	V
Photodiode Biasing Voltage (V_N)		-5	-	V
Optical Overload ^{(1), (3)}	-3		-	dBm
Optical Sensitivity ^{(1), (3)}	-	- 28		dBm
Input Noise Current	-		280	nArms
Differential Output Voltage ^{(4), (5)}	-	350	-	mV
T_{RISE} & T_{FALL} (20 - 80%) ^{(5), (6)}	-	280	-	ps
Duty Cycle Distortion ^{(4), (7)}	-	4	-	%
RMS Jitter ^{(4), (7), (8)}	-	20	-	ps
Total Jitter (pk-pk) ^{(4), (7), (9)}	-	100	-	ps
Supply Current	-	35	-	mA
Operating Voltage Range	+4.5	+5.0	+5.5	V
Operating Temperature Range	0	-	85	$^\circ\text{C}$

Notes:

1. Measured with a photodiode having a maximum capacitance of 0.6 pF and a minimum responsivity of 0.8 A/W.
2. $f = 50$ MHz
3. Measured at 10^{-10} BER with a 2^7-1 PRBS, 1.25 Gb/s.
4. Input optical power = -3 dBm, $R_L = 100 \Omega$ (differential)
5. Measured with a 625 MHz, 50% duty cycle square wave.
6. Measured differentially at -14dBm optical input power.
7. Measured with a 2^7-1 PRBS.
8. 1s about the center eye crossing.
9. 6s about the center eye crossing.



Scribe streets are 37.5µm wide

Figure 3: ATA 121302 Typical Bonding Diagram

PERFORMANCE DATA

Figure 4: Frequency Response
(Typical Characteristics measured with a photodiode)

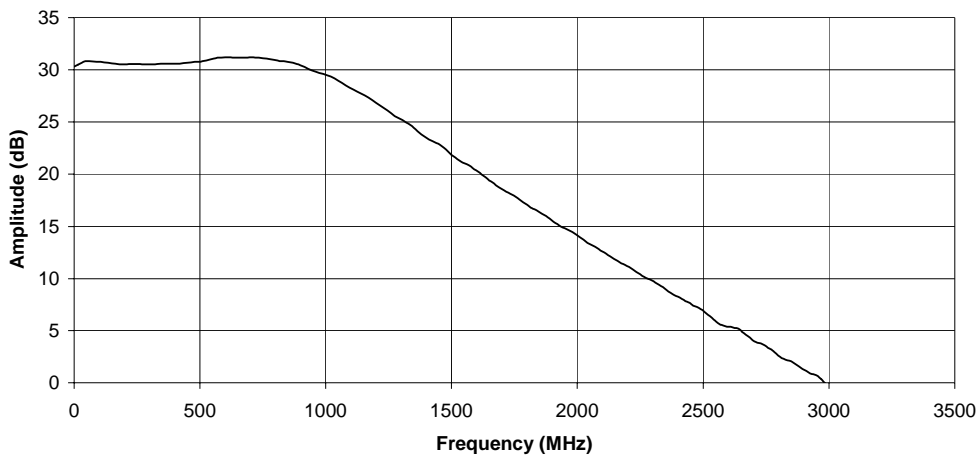


Figure 5: Eye Diagram with an Optical Input Power of -3dB

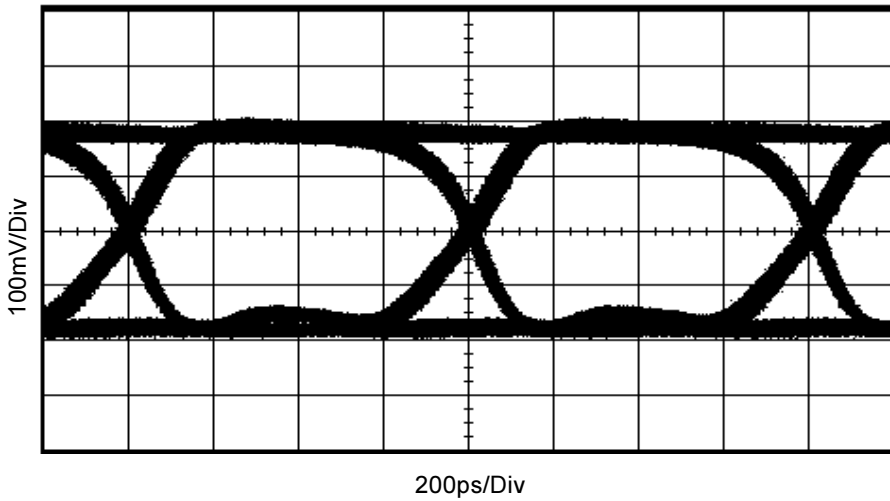


Figure 6: Eye Diagram with an Optical Input Power of -17 dBm

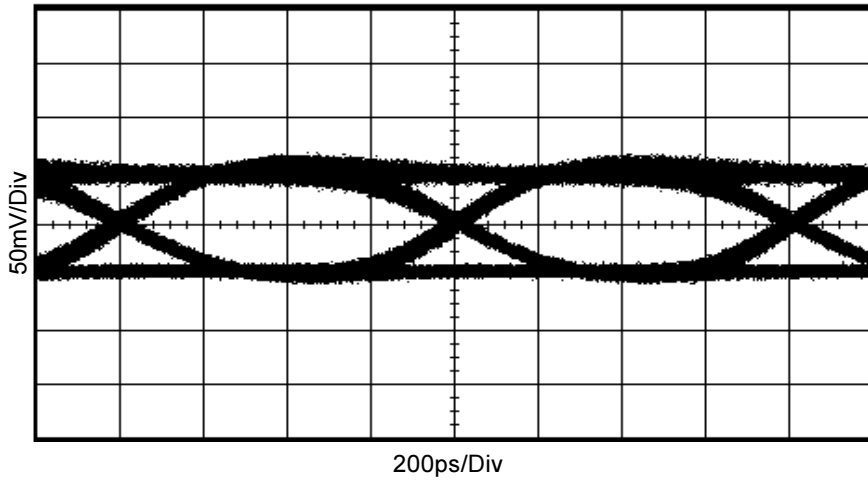


Figure 7: Supply Current vs. Case Temperature

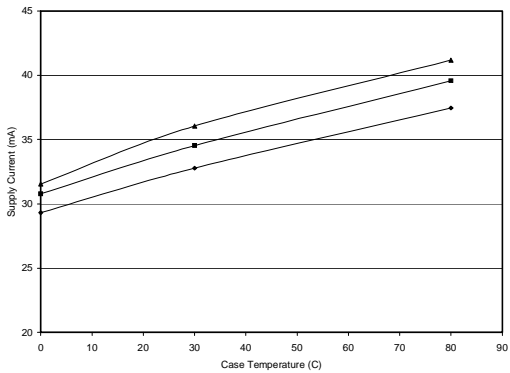


Figure 8: Bandwidth vs. Case Temperature

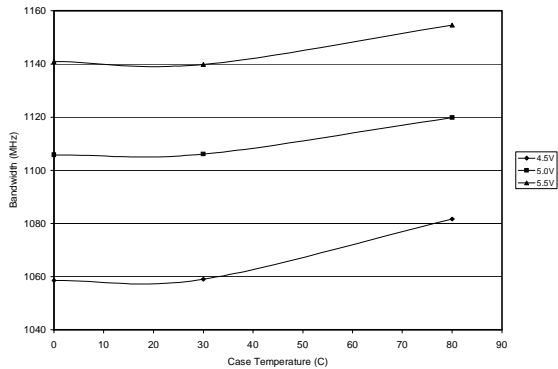


Figure 9: Differential Responsivity vs. Temperature

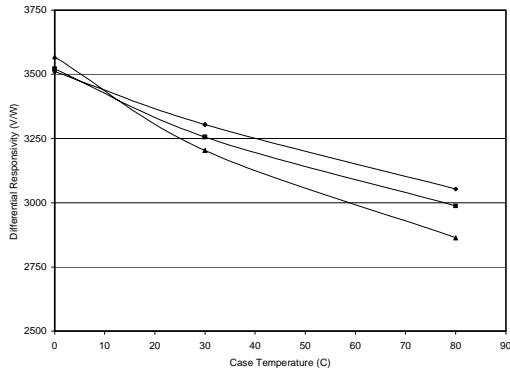
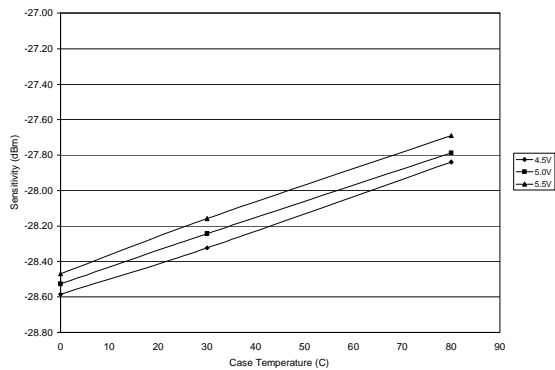


Figure 10: Sensitivity vs. Case Temperature



APPLICATION INFORMATION

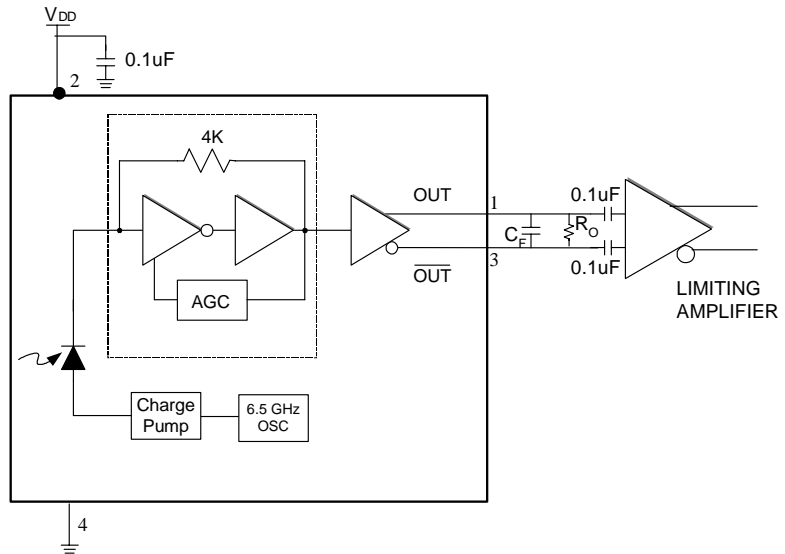


Figure 11: Application Schematic

C_F is an optional single pole noise filter

$$C_F = \frac{1}{2\pi f_c R}$$

f_c is the desired cutoff frequency

$$R = 50 \Omega$$

R_O is required with high input resistance limiting amplifiers

$$R_O = 100 \Omega$$

ORDERING INFORMATION

PART NUMBER	PACKAGE OPTION	PACKAGE DESCRIPTION
ATA121302D1C	D1	Die

ANADIGICS, Inc.

141 Mount Bethel Road
Warren, New Jersey 07059, U.S.A

Tel: +1 (908) 668-5000

Fax: +1 (908) 668-5132

<http://www.anadigics.com>

Mktg@anadigics.com

IMPORTANT NOTICE

ANADIGICS, Inc. reserves the right to make changes to its products or to discontinue any product at any time without notice. The product specifications contained in Advanced Product Information sheets and Preliminary Data Sheets are subject to change prior to a product's formal introduction. Information in Data Sheets have been carefully checked and are assumed to be reliable; however, ANADIGICS assumes no responsibilities for inaccuracies. ANADIGICS strongly urges customers to verify that the information they are using is current before placing orders.

WARNING

ANADIGICS products are not intended for use in life support appliances, devices, or systems. Use of an ANADIGICS product in any such application without written consent is prohibited.

SUNSTAR 商斯达实业集团是集研发、生产、工程、销售、代理经销、技术咨询、信息服务等为一体的高科技企业，是专业高科技电子产品生产厂家，是具有 10 多年历史的专业电子元器件供应商，是中国最早和最大的仓储式连锁规模经营大型综合电子零部件代理分销商之一，是一家专业代理和分销世界各大品牌 IC 芯片和电子元器件的连锁经营综合性国际公司，专业经营进口、国产名厂名牌电子元件，型号、种类齐全。在香港、北京、深圳、上海、西安、成都等全国主要电子市场设有直属分公司和产品展示展销窗口门市部专卖店及代理分销商，已在全国范围内建成强大统一的供货和代理分销网络。我们专业代理经销、开发生产电子元器件、集成电路、传感器、微波光电元器件、工控机/DOC/DOM 电子盘、专用电路、单片机开发、MCU/DSP/ARM/FPGA 软件硬件、二极管、三极管、模块等，是您可靠的一站式现货配套供应商、方案提供商、部件功能模块开发配套商。商斯达实业公司拥有庞大的资料库，有数位毕业于著名高校——有中国电子工业摇篮之称的西安电子科技大学（西军电）并长期从事国防尖端科技研究的高级工程师为您精挑细选、量身订做各种高科技电子元器件，并解决各种技术问题。

微波光电部专业代理经销高频、微波、光纤、光电元器件、组件、部件、模块、整机；电磁兼容元器件、材料、设备；微波 CAD、EDA 软件、开发测试仿真工具；微波、光纤仪器仪表。欢迎国外高科技微波、光纤厂商将优秀产品介绍到中国、共同开拓市场。长期大量现货专业批发高频、微波、卫星、光纤、电视、CATV 器件：晶振、VCO、连接器、PIN 开关、变容二极管、开关二极管、低噪晶体管、功率电阻及电容、放大器、功率管、MMIC、混频器、耦合器、功分器、振荡器、合成器、衰减器、滤波器、隔离器、环行器、移相器、调制解调器；光电子器件和组件：红外发射管、红外接收管、光电开关、光敏管、发光二极管和发光二极管组件、半导体激光二极管和激光器组件、光电探测器和光接收组件、光发射接收模块、光纤激光器和光放大器、光调制器、光开关、DWDM 用光发射和接收器件、用户接入系统光收发器件与模块、光纤连接器、光纤跳线/尾纤、光衰减器、光纤适配器、光隔离器、光耦合器、光环行器、光复用器/转换器；无线收发芯片和模组、蓝牙芯片和模组。

更多产品请看本公司产品专用销售网站：

商斯达中国传感器科技信息网：<http://www.sensor-ic.com/>

商斯达工控安防网：<http://www.pc-ps.net/>

商斯达电子元器件网：<http://www.sunstare.com/>

商斯达微波光电产品网：[HTTP://www.rfoe.net/](http://www.rfoe.net/)

商斯达消费电子产品网：<http://www.icasic.com/>

商斯达实业科技产品网：<http://www.sunstars.cn/> 微波元器件销售热线：

地址：深圳市福田区福华路福庆街鸿图大厦 1602 室

电话：0755-82884100 83397033 83396822 83398585

传真：0755-83376182 (0) 13823648918 MSN: SUNS8888@hotmail.com

邮编：518033 E-mail:szss20@163.com QQ: 195847376

深圳赛格展销部：深圳华强北路赛格电子市场 2583 号 电话：0755-83665529 25059422

技术支持：0755-83394033 13501568376

欢迎索取免费详细资料、设计指南和光盘；产品凡多，未能尽录，欢迎来电查询。

北京分公司：北京海淀区知春路 132 号中发电子大厦 3097 号

TEL: 010-81159046 82615020 13501189838 FAX: 010-62543996

上海分公司：上海市北京东路 668 号上海赛格电子市场 D125 号

TEL: 021-28311762 56703037 13701955389 FAX: 021-56703037

西安分公司：西安高新开发区 20 所(中国电子科技集团导航技术研究所)

西安劳动南路 88 号电子商城二楼 D23 号

TEL: 029-81022619 13072977981 FAX:029-88789382