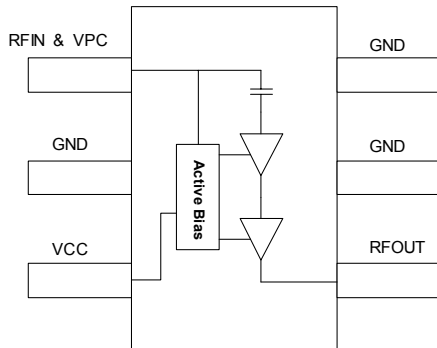




## Product Description

Sirenza Microdevices' STA-5063 is a general purpose class A linear amplifier which utilizes InGaP GaAs Heterojunction Bipolar Transistor (HBT) amplifier housed in a low-cost surface-mountable plastic package. This product is specifically designed as a driver amplifier for WLAN 802.11a and 5.8GHz ISM band and 3.3-3.8GHz fixed wireless applications. It can run from a fixed 3.0-3.6V supply with its on chip active bias network which includes a power up and down control. On-chip impedance matching circuitry provides a 50Ω nominal RF input and output impedance. Its high linearity makes it an ideal choice for multicarrier and digital applications. Housed in an industry standard SOT-363 package, it has no blind solder joints and designed for low cost.

### Functional Block Diagram



## Key Specifications

Symbol	Parameters: Test Conditions Evaluation Board, $Z_0 = 50\Omega$ , $V_{CC} = 3.3V$ , $I_q = 52mA$ , $T = 25^\circ C$	Unit	Min.	Typ.	Max.
$f_o$	Frequency of Operation	GHz	3.3		6.2
$P_{1dB}$	Pout at 1dB Compression – 3.5 GHz with 3GHz app circuit	dBm		17.5	
	Pout at 1dB Compression – 5.1 GHz with 5GHz app circuit			15	
	Pout at 1dB Compression – 5.9 GHz with 5GHz app circuit		13.5	15	
$S_{21}$	Small Signal Gain – 3.5 GHz with 3.5GHz app circuit	dB	17.5	19	21
	Small Signal Gain – 5.1 GHz with 5GHz app circuit		13.2	14.7	16.7
	Small Signal Gain – 5.9 GHz with 5GHz app circuit		12.5	14	16
VSWR In	Input VSWR 5.1-5.9GHz for 5GHz app circuit	-		1.5	2.0
VSWR Out	Output VSWR 5.1-5.9GHz for 5GHz app circuit	-		2.0	2.6
OIP3	Output Third Order Intercept @ 3.5GHz	dBm	28	30	
OIP3	Output Third Order Intercept @ 5.9GHz	dBm	25	27	
NF	Noise Figure @ 5.9 GHz	dB		9	10.5
$I_{SUPPLY}$	Total Device Current	mA	42	52	62
$R_{th, j-l}$	Thermal Resistance (junction - lead)	$^\circ C/W$		150	

The information provided herein is believed to be reliable at press time. Sirenza Microdevices assumes no responsibility for inaccuracies or omissions. Sirenza Microdevices assumes no responsibility for the use of this information, and all such information shall be entirely at the user's own risk. Prices and specifications are subject to change without notice. No patent rights or licenses to any of the circuits described herein are implied or granted to any third party. Sirenza Microdevices does not authorize or warrant any Sirenza Microdevices product for use in life-support devices and/or systems.

Copyright 2002 Sirenza Microdevices, Inc. All worldwide rights reserved.  
303 S. Technology Court  
Broomfield, CO 80021

Phone: (800) SMI-MMIC  
1

<http://www.sirenza.com>  
EDS-102990 Rev D

## STA-5063

### 3.3 – 6.2 GHz General Purpose 3.3V 15dBm Amplifier



SOT-363  
2mm x 2.1mm

### Product Features

- Linear Class A Performance
- $P_{1dB} = 17.5dBm @ 3.5GHz$
- $P_{1dB} = 15dBm @ 5.9GHz$
- $IP3 = 30dBm @ 3.5GHz$
- $IP3 = 27dBm @ 5.9GHz$
- Power up/down control  $< 1\mu s$
- Active Bias controlled
- Robust Class 1C ESD rating

### Applications

- Driver stage for 802.11a Access Points
- Wimax 802.16 Driver stage
- Low Power 5.8GHz ISM Output stage
- Fixed Wireless, UNII driver stage

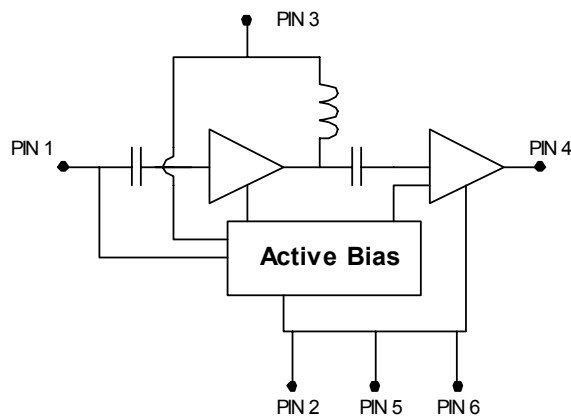


## STA-5063 3.3-6.2GHz 15dBm Amplifier

### Pin Out Description

Pin #	Function	Description
1	RFIN / VPC	RF input pin and power up down control. Supply VPC = 3.3V thru a 4.7Kohm resistor to this pin. For more gain (~0.3dB), a 5.6nH inductor can also be used in place of the resistor. If an inductor is used, move the 4.7k resistor towards the DC supply, but still in series with pin1. A minimum 1k series resistance is required on this pin from the DC supply. VPC less than 2V shuts off the amplifier.
2,5,6	Ground	Put GND vias as close as possible to these pins. It is recommended to use the via pattern in out eval board layout and recommended land pattern
3	VCC	This provides Vcc to the active bias circuit and supplies the Vcc1 collector voltage of the first stage. This pin needs to be bypassed with capacitors as close as possible to the pin. Two 0402 100pF capacitors are recommended in parallel to lower the inductance to GND thru the caps.
4	RFOUT	Rf output for the amplifier and Vcc2 for the second stage.

### Simplified Device Schematic



### Absolute Maximum Ratings

Parameters	Value	Unit
ESD Rating (HBM)	1000	V
Total Device Current (I)	80	mA
Device Voltage (Pins 1 and 3)	4	V
Device Voltage (Pin 4)	5.5	V
Power Dissipation	0.40	W
Operating Lead Temperature (T <sub>L</sub> )	-40 to +85	°C
RF Input Power	15	dBm
Storage Temperature Range	-40 to +150	°C
Operating Junction Temperature (T <sub>J</sub> )	+150	°C

Operation of this device beyond any one of these limits may cause permanent damage. For reliable continuous operation the device voltage and current must not exceed the maximum operating values specified in the table on page one.

Bias conditions should also satisfy the following expression:  

$$I_D V_D < (T_J - T_L) / R_{TH} \text{ j-l}$$



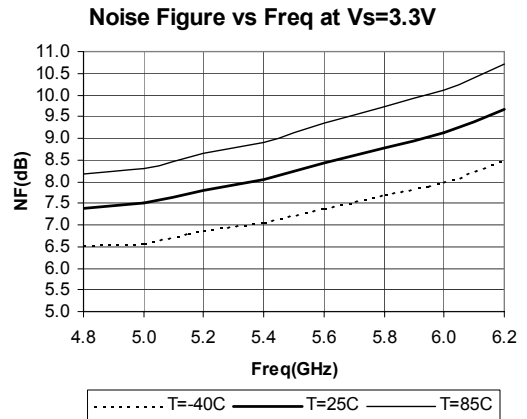
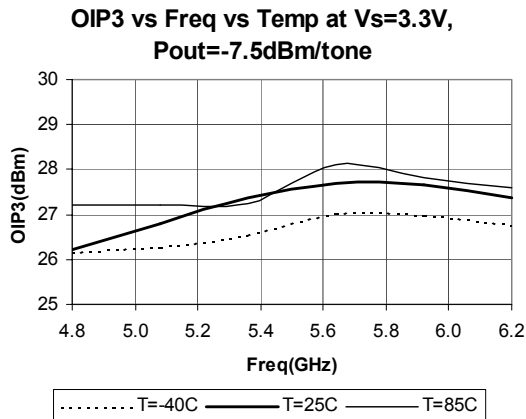
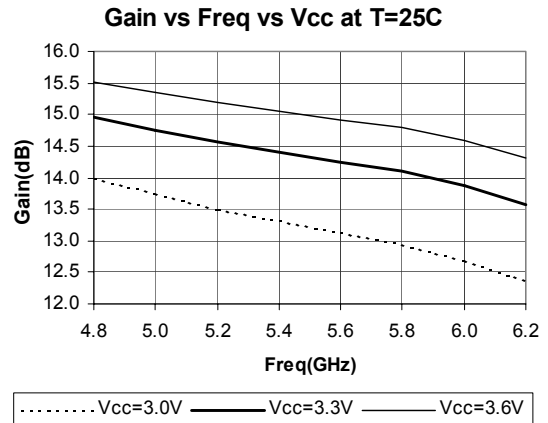
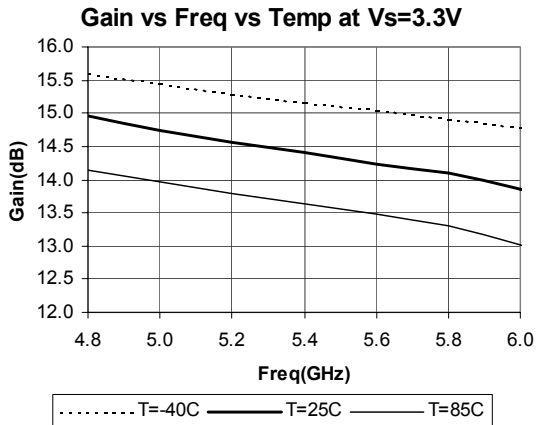
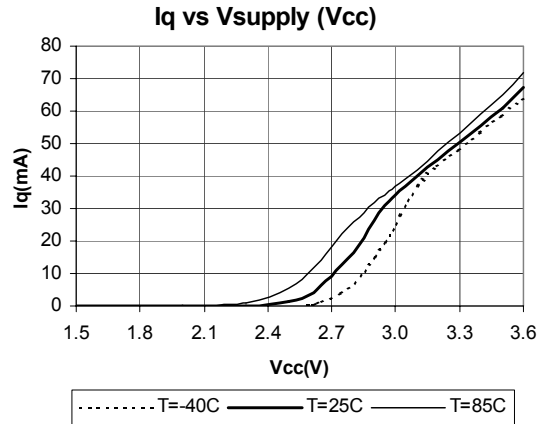
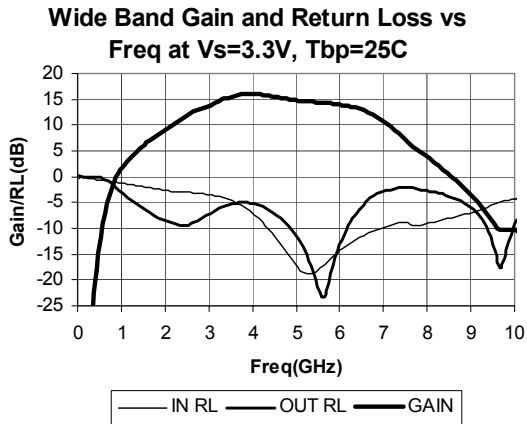
### Caution: ESD Sensitive

Appropriate precaution in handling, packaging and testing devices must be observed.



## STA-5063 3.3-6.2GHz 15dBm Amplifier

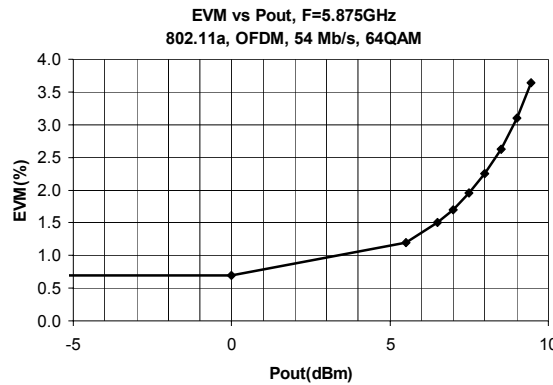
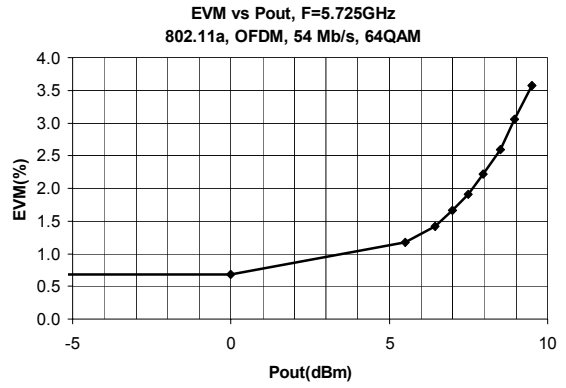
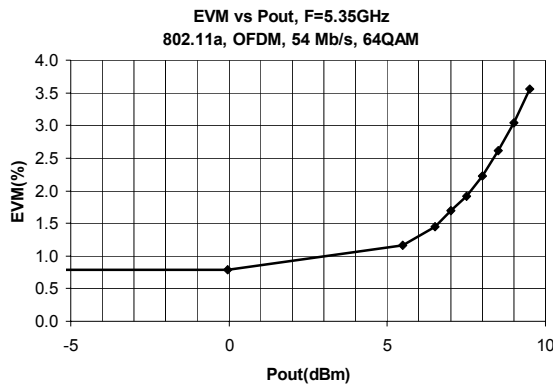
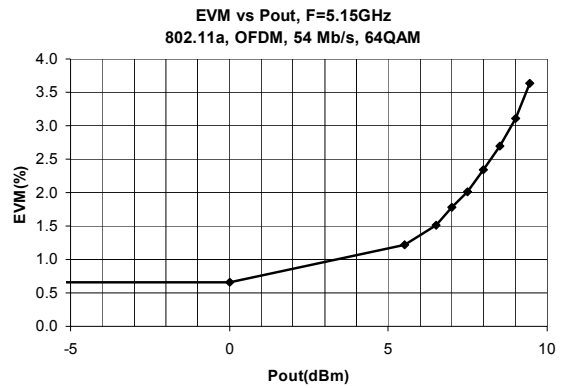
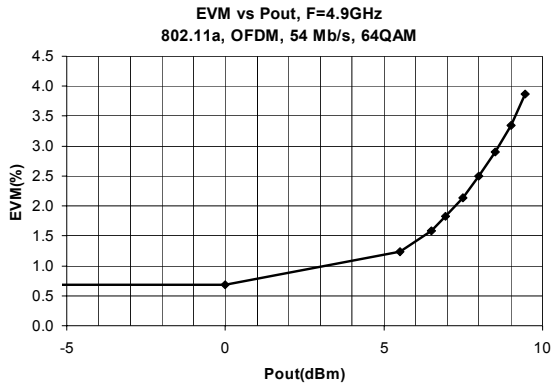
### 5.1-5.9 GHz Evaluation Board Data ( $V_{CC}=V_{BIAS} = 3.3V, I_q = 52mA$ )





**STA-5063 3.3-6.2GHz 15dBm Amplifier**

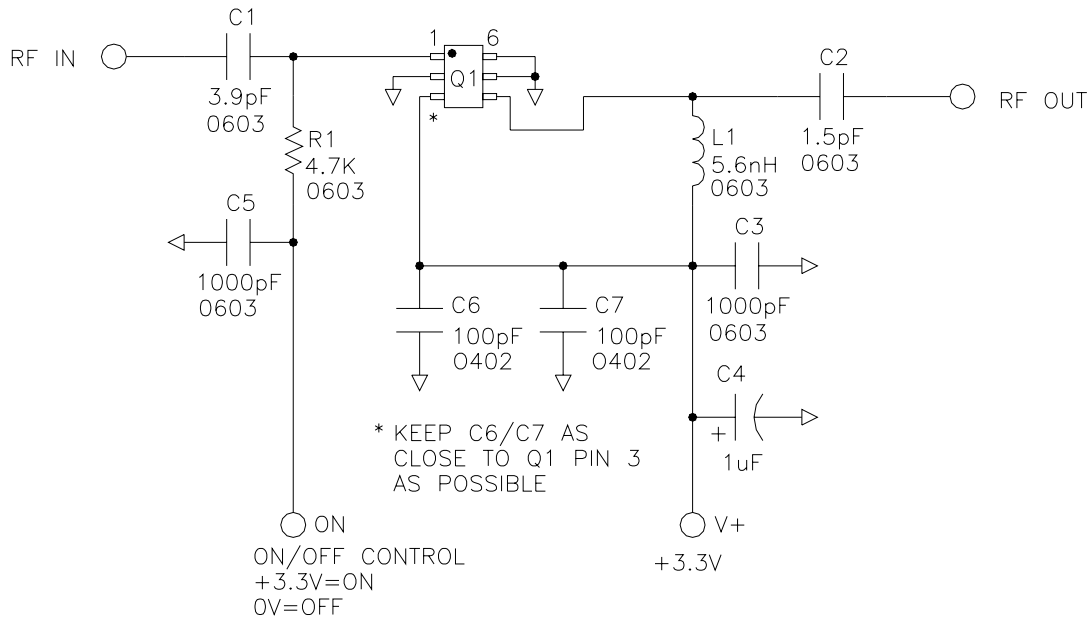
**4.9 - 5.9 GHz 802.11a Error Vector Magnitude Data (source EVM = 0.7%)**



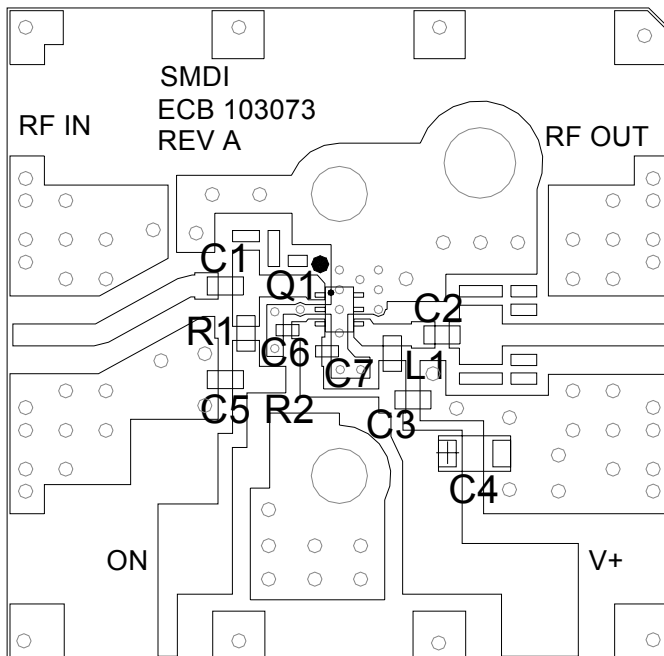


## STA-5063 3.3-6.2GHz 15dBm Amplifier

### 5.1 - 5.9 GHz Evaluation Board Schematic for 3.3V



### 5.1 - 5.9 GHz Evaluation Board - Board material GETEK, 21mil thick, Dk=4.2, 2 oz. copper

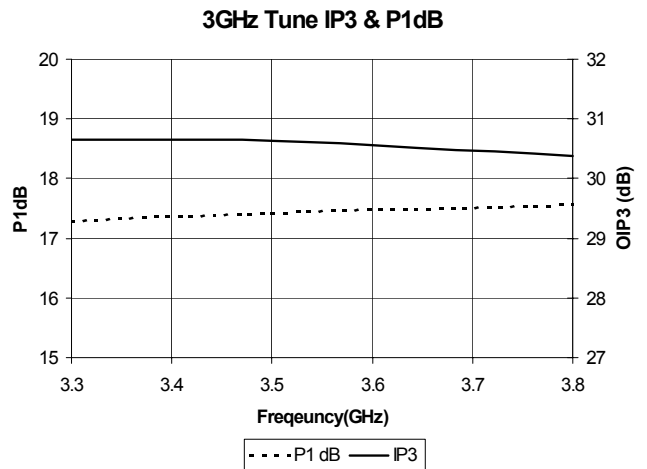
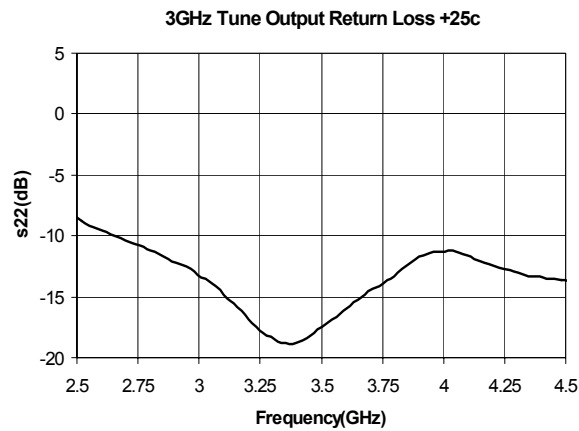
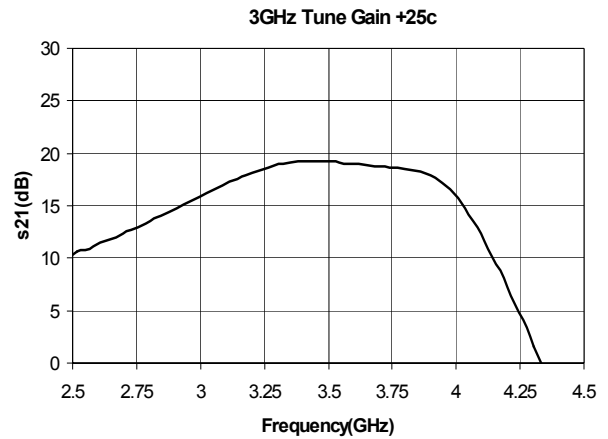
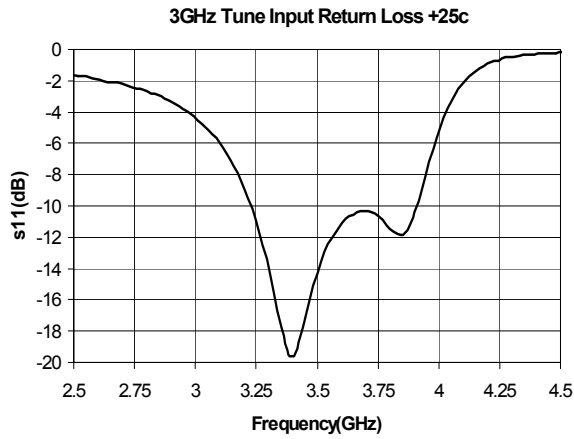


DESG	DESCRIPTION
Q1	STA-5063
R1	4.7K OHM, 0603
C1	3.9pF CAP, 0603
C2	1.5pF CAP, 0603
C3	1000pF CAP, 0603
C4	1uF 16V TANTALUM CAP
C5	1000pF CAP, 0603
C6	100pF CAP, 0402
C7	100pF CAP, 0402
L1	5.6nH INDUCTOR, 0603



## STA-5063 3.3-6.2GHz 15dBm Amplifier

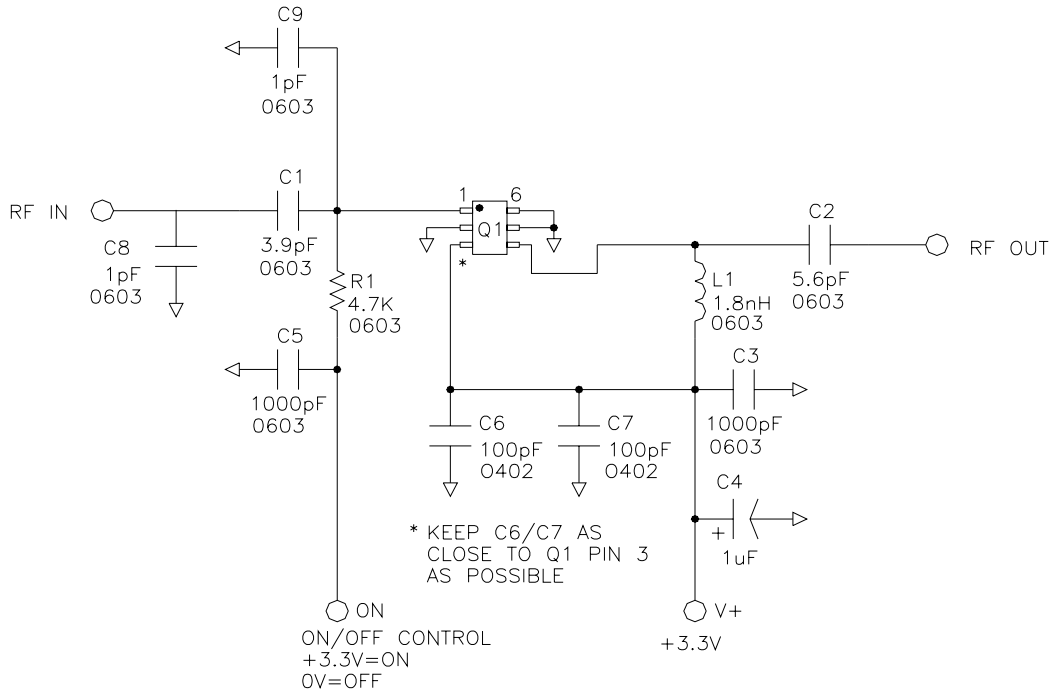
3.3-3.8 GHz Evaluation Board Data ( $V_{CC}=V_{BIAS} = 3.3V, I_q = 52mA$ )



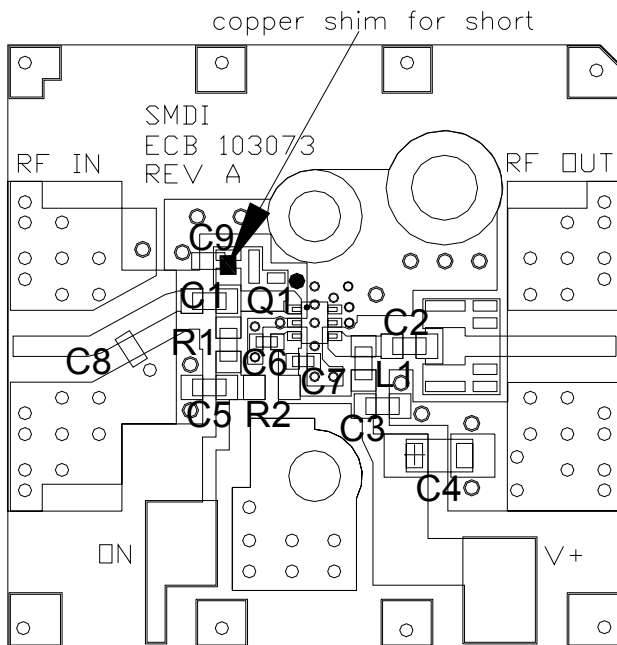


**STA-5063 3.3-6.2GHz 15dBm Amplifier**

**3.3 - 3.8 GHz Evaluation Board Schematic for 3.3V**



**3.3 - 3.8 GHz Evaluation Board - Board material GETEK, 21mil thick, Dk=4.2, 2 oz. copper**



DESG	DESCRIPTION
Q1	STA-5063
R1	4.7K OHM, 0603
R2	NOT INSTALLED
C1	3.9PF, 0603
C2	5.6PF, 0603
C3	1000PF, 0603
C4	1UF, 16V
C5	1000PF, 0603
C6	100PF, 0402
C7	100PF, 0402
C8,C9	1.0pF, 0603
L1	1.8nH INDUCTOR, 0603



## STA-5063 3.3-6.2GHz 15dBm Amplifier

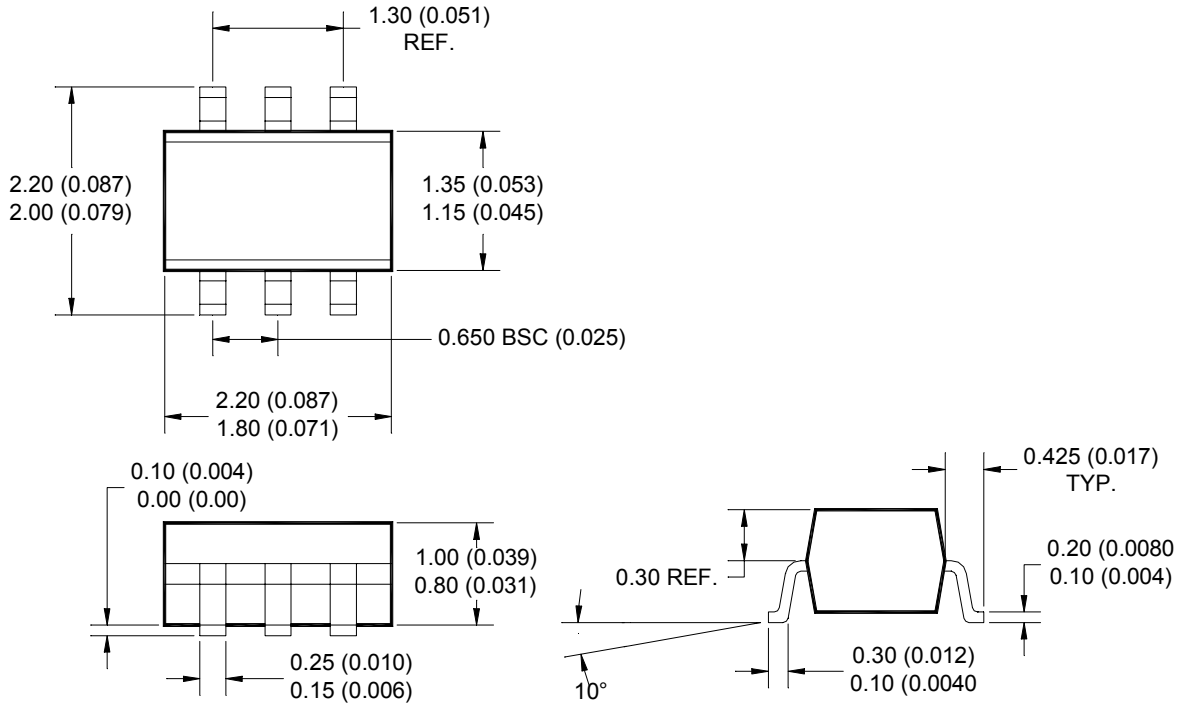
### Part Number Ordering Information

Part Number	Reel Size	Devices/Reel
STA-5063	7in	3000

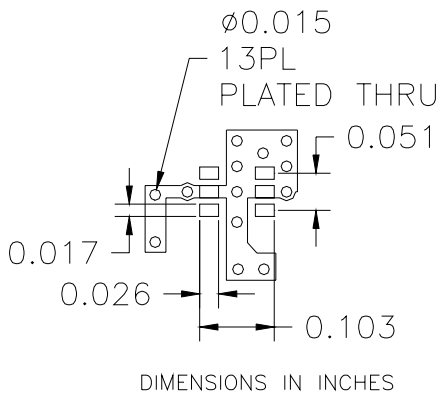
### Part Marking

The part will be symbolized with an "T50" marking designator on the top surface of the package.

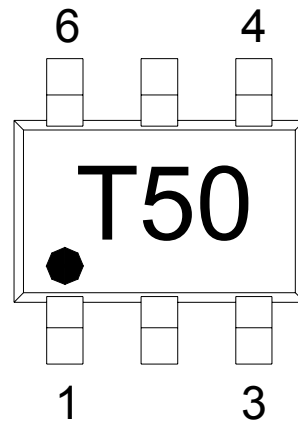
### Package Outline Drawing



### Recommended Land Pattern:



### Part Marking:





SUNSTAR 商斯达实业集团是集研发、生产、工程、销售、代理经销、技术咨询、信息服务等为一体的高科技企业，是专业高科技电子产品生产厂家，是具有 10 多年历史的专业电子元器件供应商，是中国最早和最大的仓储式连锁规模经营大型综合电子零部件代理分销商之一，是一家专业代理和分销世界各大品牌 IC 芯片和电子元器件的连锁经营综合性国际公司，专业经营进口、国产名厂名牌电子元件，型号、种类齐全。在香港、北京、深圳、上海、西安、成都等全国主要电子市场设有直属分公司和产品展示展销窗口门市部专卖店及代理分销商，已在全国范围内建成强大统一的供货和代理分销网络。我们专业代理经销、开发生产电子元器件、集成电路、传感器、微波光电元器件、工控机/DOC/DOM 电子盘、专用电路、单片机开发、MCU/DSP/ARM/FPGA 软件硬件、二极管、三极管、模块等，是您可靠的一站式现货配套供应商、方案提供商、部件功能模块开发配套商。商斯达实业公司拥有庞大的资料库，有数位毕业于著名高校——有中国电子工业摇篮之称的西安电子科技大学（西军电）并长期从事国防尖端科技研究的高级工程师为您精挑细选、量身订做各种高科技电子元器件，并解决各种技术问题。

微波光电部专业代理经销高频、微波、光纤、光电元器件、组件、部件、模块、整机；电磁兼容元器件、材料、设备；微波 CAD、EDA 软件、开发测试仿真工具；微波、光纤仪器仪表。欢迎国外高科技微波、光纤厂商将优秀产品介绍到中国、共同开拓市场。长期大量现货专业批发高频、微波、卫星、光纤、电视、CATV 器件：晶振、VCO、连接器、PIN 开关、变容二极管、开关二极管、低噪晶体管、功率电阻及电容、放大器、功率管、MMIC、混频器、耦合器、功分器、振荡器、合成器、衰减器、滤波器、隔离器、环行器、移相器、调制解调器；光电子器件和组件：红外发射管、红外接收管、光电开关、光敏管、发光二极管和发光二极管组件、半导体激光二极管和激光器组件、光电探测器和光接收组件、光发射接收模块、光纤激光器和光放大器、光调制器、光开关、DWDM 用光发射和接收器件、用户接入系统光收发器件与模块、光纤连接器、光纤跳线/尾纤、光衰减器、光纤适配器、光隔离器、光耦合器、光环行器、光复用器/转换器；无线收发芯片和模组、蓝牙芯片和模组。

更多产品请看本公司产品专用销售网站：

商斯达中国传感器科技信息网：<http://www.sensor-ic.com/>

商斯达工控安防网：<http://www.pc-ps.net/>

商斯达电子元器件网：<http://www.sunstare.com/>

商斯达微波光电产品网：[HTTP://www.rfoe.net/](http://www.rfoe.net/)

商斯达消费电子产品网：<http://www.icasic.com/>

商斯达实业科技产品网：<http://www.sunstars.cn/> 微波元器件销售热线：

地址：深圳市福田区福华路福庆街鸿图大厦 1602 室

电话：0755-82884100 83397033 83396822 83398585

传真：0755-83376182 (0) 13823648918 MSN: SUNS8888@hotmail.com

邮编：518033 E-mail:szss20@163.com QQ: 195847376

深圳赛格展销部：深圳华强北路赛格电子市场 2583 号 电话：0755-83665529 25059422

技术支持：0755-83394033 13501568376

欢迎索取免费详细资料、设计指南和光盘；产品凡多，未能尽录，欢迎来电查询。

北京分公司：北京海淀区知春路 132 号中发电子大厦 3097 号

TEL: 010-81159046 82615020 13501189838 FAX: 010-62543996

上海分公司：上海市北京东路 668 号上海赛格电子市场 D125 号

TEL: 021-28311762 56703037 13701955389 FAX: 021-56703037

西安分公司：西安高新开发区 20 所(中国电子科技集团导航技术研究所)

西安劳动南路 88 号电子商城二楼 D23 号

TEL: 029-81022619 13072977981 FAX:029-88789382