




SUNSTAR 微波光电 <http://www.rfoe.net/> TEL: 0755-83396822 FAX: 0755-83376182 E-MAIL: szss20@163.com

VOLTAGE CONTROLLED CRYSTAL OSCILLATORS HCMOS 5V

FULL SIZE D.I.L.
M package
M2001 thru M2007
M2021 thru M2023
M2031 thru M2033

HALF SIZE D.I.L.
H package
H2001 thru H2007
H2021 thru H2023
H2031 thru H2033



Thru-Hole / Gull Wing

0° to 70°C

1 MHz to 175 MHz

These 5V VCXOs generate an HCMOS frequency output which is controlled by an input voltage. The end-point frequency/voltage parameters are defined, as is the center frequency.

GUARANTEED CAPTURE RANGE/ABSOLUTE PULL RANGE

Guaranteed Capture Range (GCR) and Absolute Pull Range (APR) are terms often used interchangeably. MF's Guaranteed Capture Range (GCR) is defined as the minimum guaranteed frequency deviation or "pull" (in ppm) around the nominal frequency, with all effects of temperature, variations in V_{DD} , variations in load, and aging taken into account. This amount of absolute frequency deviation is available under all operating conditions for modulation or capturing other signals. No additional frequency capture allowances are necessary.

FEATURES

- Frequency from 1 MHz to 175 MHz
- Capture-range is fully defined, under all conditions
- Start-up time less than 5 ms
- Low profile package available above 60 MHz
- Choice of thru-hole or gull wing

TYPICAL APPLICATIONS

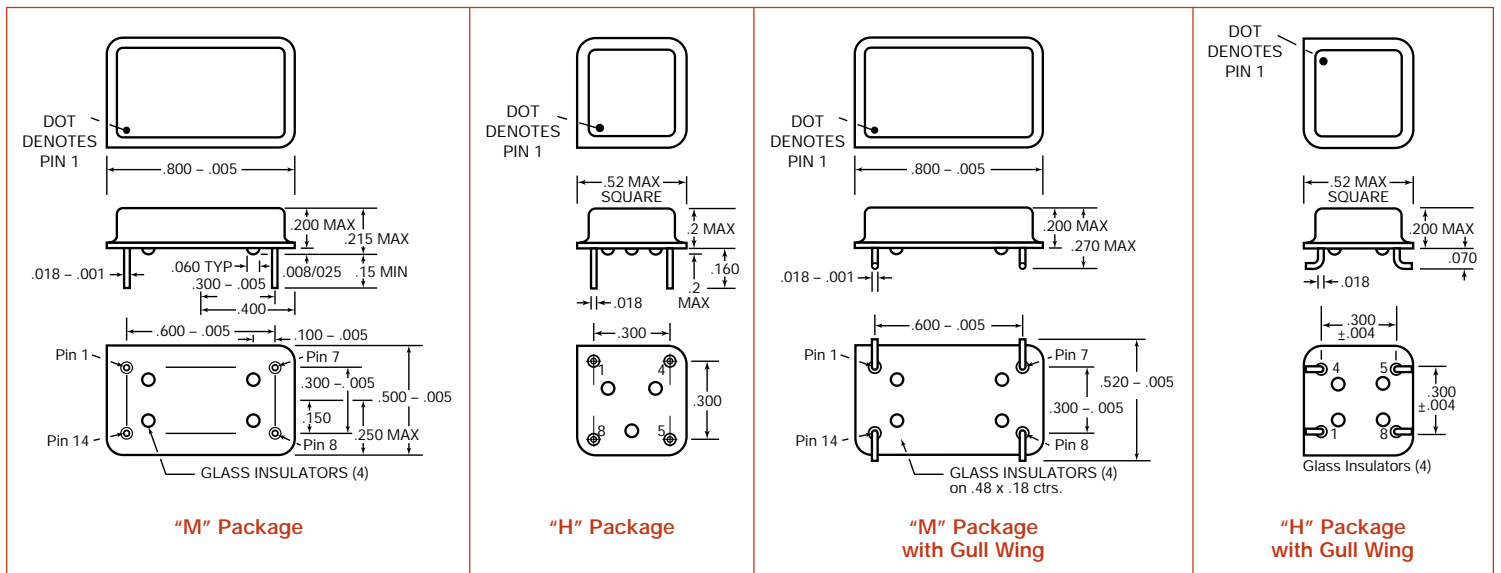
- Phase locked loops and data acquisition projects, including:
 - xDSL customer premise equipment
 - Cable modems
 - ATM/SONET/SDH

Description

Thru-hole VCXOs are available for 5V operation from 1 MHz to 175 MHz. Users have a choice of many off-the-shelf models. Diverse combinations of pull, control voltage and center frequency deviation are available, accommodating a wide variety of filtering and driving circuitry. Standard VCXOs are hermetically sealed in full size (M) or half size (H), DIL packages. All VCXOs are tested and guaranteed over 0 to 70°C. For operation from -40 to +85°C see our extended temperature models.

CONNECTIONS

Full Size	Half Size	
Pin 1.	Pin 1.	Control Voltage, V_C
Pin 7.	Pin 4.	Ground & Case
Pin 8.	Pin 5.	Output
Pin 14.	Pin 8.	+5V, V_{DD}





VOLTAGE CONTROLLED
CRYSTAL OSCILLATORS
HCMOS 5V
Thru-Hole /Gull Wing,
0° to 70°C
1 MHz to 175 MHz

FULL SIZE D.I.L.
M package
M2001 thru M2007
M2021 thru M2023
M2031 thru M2033

HALF SIZE D.I.L.
H package
H2001 thru H2007
H2021 thru H2023
H2031 thru H2033

Center Frequency is Between Two Voltages

MODEL	Control Voltage (Volts)	Frequency Deviation (ppm)	Guaranteed Capture Range (ppm)	Control Voltage at Center Frequency	Center Frequency Stability (ppm)
2001	0.3 to 10.0	± 175 min	± 175	2.5 to 5.0	± 30, typ ± 50, max
2002	0.3 to 4.0	± 75 min	± 75	1.3 to 2.3	
2003	0.3 to 10.0	± 175 to 300	± 175	2.5 to 5.0	
2004	0.3 to 4.0	± 125 min	± 125	1.3 to 2.3	
2005	1.0 to 4.0	± 75 to 300	± 75	1.8 to 3.0	
2006	0 to 5.0	± 150 min	± 150	—	
2007	0.5 to 4.5	± 125 to 250	± 125	1.8 to 3	

Center Frequency is at 2.5V with ±50 ppm stability

MODEL	Control Voltage (Volts)	Frequency Deviation (ppm)	Guaranteed Capture Range (ppm)	Control Voltage at Center Frequency	Center Frequency Stability (ppm)
2021	0.5 to 4.5	± 75 to 150	± 75	2.5	± 30, typ ± 50, max
2022	0.5 to 4.5	± 100 to 200	± 100	2.5	
2023	0.5 to 4.5	± 150 to 300	± 150	2.5	

Center Frequency is at 2.5V with ±25 ppm stability

MODEL	Control Voltage (Volts)	Frequency Deviation (ppm)	Guaranteed Capture Range (ppm)	Control Voltage at Center Frequency	Center Frequency Stability (ppm)
2031	0.5 to 4.5	± 75 to 150	± 75	2.5	± 20, typ ± 25, max
2032	0.5 to 4.5	± 100 to 200	± 100	2.5	
2033	0.5 to 4.5	± 150 to 300	± 150	2.5	

DESCRIPTIONS

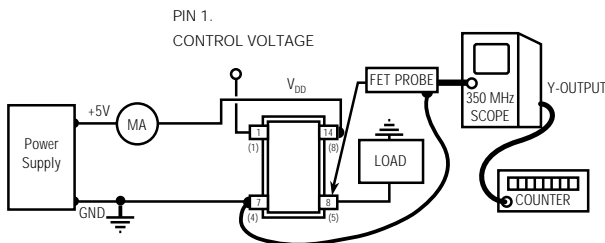
M2001, H2001	±175 ppm, min. deviation when using 0.3 to 10V control-voltage
M2002, H2002	±75 ppm, min. deviation when using 0.3 to 4.0V control-voltage
M2003, H2003	±175 ppm to ±300 ppm deviation when using 0.3 to 10V control-voltage
M2004, H2004	±125 ppm min. deviation when using 0.3 to 4.0V control-voltage
M2005, H2005	±75 ppm to ±300 ppm deviation when using 1.0 to 4.0V control-voltage, for use where the control voltage is 1 volt off both rails
M2006, H2006	±150 ppm, min. deviation when using 0 to 5.0V rail-to-rail control-voltage
M2007, H2007	±125 ppm to ±250 ppm deviation when using 0.5 to 4.5V control-voltage
M2021, H2021	±75 ppm capture when using using 0.5 to 4.5V control-voltage and 2.5V center with ±50 ppm stability
M2022, H2022	±100 ppm capture when using using 0.5 to 4.5V control-voltage and 2.5V center with ±50 ppm stability
M2023, H2023	±150 ppm capture when using using 0.5 to 4.5V control-voltage and 2.5V center with ±50 ppm stability
M2031, H2031	±75 ppm capture when using using 0.5 to 4.5V control-voltage and 2.5V center with ±25 ppm stability
M2032, H2032	±100 ppm capture when using using 0.5 to 4.5V control-voltage and 2.5V center with ±25 ppm stability
M2033, H2033	±150 ppm capture when using using 0.5 to 4.5V control-voltage and 2.5V center with ±25 ppm stability

FREQUENCY STABILITY

Frequency stability vs. Temperature (0 to 70°C) is typically better than ±20 ppm. Since the deviation of each oscillator is tested and guaranteed over the whole operating temperature range, it is not necessary to make additional capture allowance. All oscillators will capture frequencies with the full minimum values of the deviation under all conditions.

QUALITY

Each VCXO is computer-tested at three temperatures to guarantee full compliance to the specification.



Half Size connections shown in ()

To adapt Fet probe to receptacle use Tektronix Part #103-0164-00

To connect output to scope use use Tektronix Part #131-0258-00 (receptacle)

ALL OSCILLATORS HAVE INTERNAL BYPASS CAPACITORS

TEST CIRCUIT





VOLTAGE CONTROLLED
CRYSTAL OSCILLATORS
HCMOS 5V
Thru-Hole /Gull Wing,
0° to 70°C
1 MHz to 175 MHz

FULL SIZE D.I.L.
M package
M2001 thru M2007
M2021 thru M2023
M2031 thru M2033

HALF SIZE D.I.L.
H package
H2001 thru H2007
H2021 thru H2023
H2031 thru H2033

ELECTRICAL SPECIFICATIONS

Frequency Range 1 MHz to 175 MHz

Frequency Stability Includes calibration at 25°C, operating temperature, change of input voltage, change of load, shock and vibration.

Center Frequency Range
 $V_C = 2.5V$ 1 MHz to 175 MHz

Frequency Stability
 $V_C = 2.5V$ $\pm 20, \pm 25$ or ± 50 ppm, max.
as shown in model specification

	MIN	TYP	MAX	UNITS
Input Voltage	4.5	5.0	5.5	volts
Input Current		30	45	mA
Output Levels (HCMOS)				
"0" Level, sinking 16 mA.			0.4	volts
"1" Level, sourcing 10 mA.	$V_{DD} - .4$			volts
Rise and Fall Times, HCMOS				
From 0.4 to ($V_{DD} - .4$) V		2.5	4	ns
(Above 35 MHz)			2	ns
Symmetry				
At $V_{DD}/2$			45/55	percent
Aging				
First year		3		ppm
After first year		1		ppm/yr
Input Impedance,				
Pin 5., Control Voltage	15	1000		Kohms
Control Voltage Bandwidth	15	150		KHz

ENVIRONMENTAL SPECIFICATIONS

Temperature
Operating 0° to 70°C
Storage -55° to +125°C

Temperature Cycle – Not to exceed ± 5 ppm change when exposed to 2 hours maximum at each temperature from 0 to 120°C, with 25°C reference

Shock – 1000 Gs, 0.35 ms, 1/2 sine wave, 3 shocks in each plane

Vibration – 10-2000 Hz of .06" d.a. or 20 Gs, whichever is less

Humidity – Resistant to 85° R.H. at 85°C

MECHANICAL SPECIFICATIONS

Gross Leak – Each unit checked in 125°C fluorocarbon

Fine Leak – Mass spectrometer leak rate less than 2×10^{-8} atmos, cc/sec of helium

Pins – Kovar, nickel plated with 60/40 solder coat

Bend Test – Will withstand two bends of 90° from reference

Header – Steel, with nickel plate

Case – Stainless steel, type 304

Marking – Permanent black epoxy ink or laser marked

Resistance to Solvents – MIL STD 202, Method 215




Fig. 1 M2001-27M
with 33 pf load





VOLTAGE CONTROLLED
CRYSTAL OSCILLATORS
HCMOS 5V
Thru-Hole /Gull Wing,
0° to 70°C
1 MHz to 175 MHz

FULL SIZE D.I.L.
M package
M2001 thru M2007
M2021 thru M2023
M2031 thru M2033

HALF SIZE D.I.L.
H package
H2001 thru H2007
H2021 thru H2023
H2031 thru H2033

FREQUENCY VS. CONTROL VOLTAGE FOR TYPICAL DEVICES

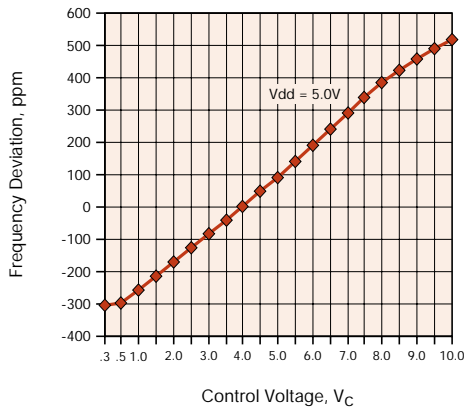


Fig. 2 M2001-40M

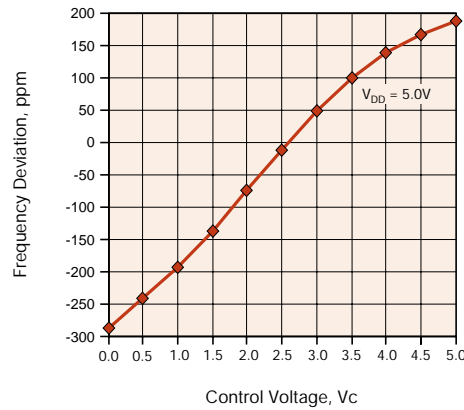


Fig. 6 M2023-19.44

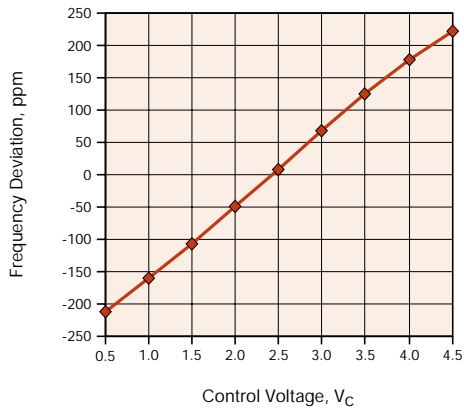


Fig. 4 M2007-16.777216M

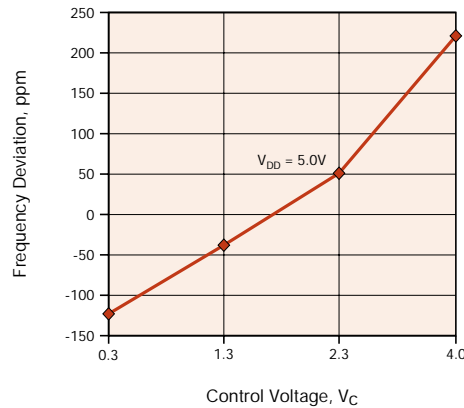


Fig. 3 M2002-12.352

HOW TO ORDER

For Part Number, put package type before model number, and add frequency in MHz, for example:

M 2033-14.372M

"M" is full size DIL
"H" is half size DIL

"2033"
is model
type

"14.372 M"
frequency
in MHz

Leave blank
for straight leads
Add "G" for
gullwing

SS#	Rev.
M2001	A

MF ELECTRONICS

Unless customer-specific terms and conditions are signed by an officer of MF Electronics, the sale of this and all MF Electronics products are subject to terms and conditions set forth at www.mfelectronics.com/terms

SUNSTAR 商斯达实业集团是集研发、生产、工程、销售、代理经销、技术咨询、信息服务等为一体的高科技企业，是专业高科技电子产品生产厂家，是具有 10 多年历史的专业电子元器件供应商，是中国最早和最大的仓储式连锁规模经营大型综合电子零部件代理分销商之一，是一家专业代理和分销世界各大品牌 IC 芯片和电子元器件的连锁经营综合性国际公司，专业经营进口、国产名厂名牌电子元件，型号、种类齐全。在香港、北京、深圳、上海、西安、成都等全国主要电子市场设有直属分公司和产品展示展销窗口门市部专卖店及代理分销商，已在全国范围内建成强大统一的供货和代理分销网络。我们专业代理经销、开发生产电子元器件、集成电路、传感器、微波光电元器件、工控机/DOC/DOM 电子盘、专用电路、单片机开发、MCU/DSP/ARM/FPGA 软件硬件、二极管、三极管、模块等，是您可靠的一站式现货配套供应商、方案提供商、部件功能模块开发配套商。商斯达实业公司拥有庞大的资料库，有数位毕业于著名高校——有中国电子工业摇篮之称的西安电子科技大学（西军电）并长期从事国防尖端科技研究的高级工程师为您精挑细选、量身订做各种高科技电子元器件，并解决各种技术问题。

微波光电部专业代理经销高频、微波、光纤、光电元器件、组件、部件、模块、整机；电磁兼容元器件、材料、设备；微波 CAD、EDA 软件、开发测试仿真工具；微波、光纤仪器仪表。欢迎国外高科技微波、光纤厂商将优秀产品介绍到中国、共同开拓市场。长期大量现货专业批发高频、微波、卫星、光纤、电视、CATV 器件：晶振、VCO、连接器、PIN 开关、变容二极管、开关二极管、低噪晶体管、功率电阻及电容、放大器、功率管、MMIC、混频器、耦合器、功分器、振荡器、合成器、衰减器、滤波器、隔离器、环行器、移相器、调制解调器；光电子元件和组件：红外发射管、红外接收管、光电开关、光敏管、发光二极管和发光二极管组件、半导体激光二极管和激光器组件、光电探测器和光接收组件、光发射接收模块、光纤激光器和光放大器、光调制器、光开关、DWDM 用光发射和接收器件、用户接入系统光收发器件与模块、光纤连接器、光纤跳线/尾纤、光衰减器、光纤适配器、光隔离器、光耦合器、光环行器、光复用器/转换器；无线收发芯片和模组、蓝牙芯片和模组。

更多产品请看本公司产品专用销售网站：

商斯达中国传感器科技信息网：<http://www.sensor-ic.com/>

商斯达工控安防网：<http://www.pc-ps.net/>

商斯达电子元器件网：<http://www.sunstare.com/>

商斯达微波光电产品网：[HTTP://www.rfoe.net/](http://www.rfoe.net/)

商斯达消费电子产品网：<http://www.icasic.com/>

商斯达实业科技产品网：<http://www.sunstars.cn/> 微波元器件销售热线：

地址：深圳市福田区福华路福庆街鸿图大厦 1602 室

电话：0755-82884100 83397033 83396822 83398585

传真：0755-83376182 (0) 13823648918 MSN: SUNS8888@hotmail.com

邮编：518033 E-mail:szss20@163.com QQ: 195847376

深圳赛格展销部：深圳华强北路赛格电子市场 2583 号 电话：0755-83665529 25059422

技术支持：0755-83394033 13501568376

欢迎索取免费详细资料、设计指南和光盘；产品凡多，未能尽录，欢迎来电查询。

北京分公司：北京海淀区知春路 132 号中发电子大厦 3097 号

TEL: 010-81159046 82615020 13501189838 FAX: 010-62543996

上海分公司：上海市北京东路 668 号上海赛格电子市场 D125 号

TEL: 021-28311762 56703037 13701955389 FAX: 021-56703037

西安分公司：西安高新开发区 20 所(中国电子科技集团导航技术研究所)

西安劳动南路 88 号电子商城二楼 D23 号

TEL: 029-81022619 13072977981 FAX:029-88789382