


**VOLTAGE CONTROLLED
CRYSTAL OSCILLATORS****ECLPS 5V PECL with Extremely Low Jitter
Complementary Output**FULL SIZE D.I.L.
M package
M2911 thru M2913DOUBLE WIDE D.I.L.
W package
W2911 thru W2913
W2971 thru W2973**Thru-Hole****Commercial: 0° to 70°C
15 MHz to 175 MHz**

These VCXOs provide complementary PECL outputs thru 175 MHz with extremely fast rise and fall times. Each oscillator is computer tuned and computer tested to guarantee stability and frequency pull at 0°, 25° and 70°C. All oscillators will capture the rated pull at all operating temperatures.

FEATURES

- Jitter less than 1 ps RMS from 12 KHz to 20 MHz
- Super low jitter of 20 ps peak to peak maximum limits loss of data packets in digital data recovery
- Will drive standard interface chips in complementary PECL.
- Duty Cycle is typically 48/52
- Three frequency deviation choices
- Output is PECL with typical rise and fall times of 225 ps
- Exceptional linearity with Deviation Sensitivity Ratio not exceeding 2.0
- Package is choice of double DIL, standard DIL with 7 pins (M1)

TYPICAL APPLICATIONS

- Used in Sonet ST33 interface for generation of the transmitter data clock

SPECIAL APPLICATION NOTES

- All outputs must be loaded with 270 ohms to ground, or 50 ohms to +3V
- Outputs will drive all PECL families when they are operated in PECL configurations

Description

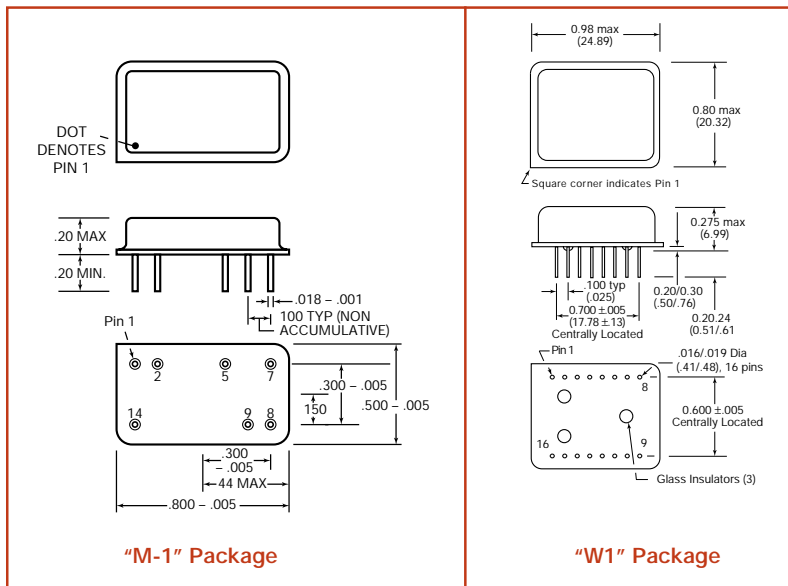
These ECLPS VCXOs feature super-low jitter of 20 ps peak-to-peak — within the bandwidth of 12 KHz to 20 MHz the jitter will not exceed 1 ps RMS. They are based on the same logic as our M2910s fixed frequency oscillators, and therefore exhibit identical waveform characteristics. These thru-hole VCXOs are designed for compatibility with digital and communications systems based on the ECLPS family of high speed PECL logic.

Users have a choice of the three most widely used combinations of pull, control voltage and center frequency deviation. The oscillators are available at frequencies from 15 to 175 MHz. Standard frequency stability is ± 20 ppm.

All models have dual complementary outputs. All feature 250 ps typical rise/fall times and provide superior jitter. Their low output impedance and dual complementary outputs preserve waveform symmetry when sending the timing waveforms over appreciable distance. Output symmetry of 45/55 is standard.

Designed originally for advanced SONET applications, their combination of advanced characteristics provides special appeal to designers of highly evolved phase-locked-loop circuits. They provide tight control of the voltage-to-frequency ($\Delta F/\Delta V$) transfer function and feature jitter specifications of less than 20 pico-seconds peak-to-peak. Typical RMS jitter is 2.048 ps RMS.

These VCXOs are hermetically sealed in full size (H) or wide (W) DIL packages. Models W2911 through W2913 accept control voltage input on pin 1, while Models W2971 through W2973 accept control voltage on pin 6. All models are tested and guaranteed over full 0°C to 70°C temperature.





VOLTAGE CONTROLLED
CRYSTAL OSCILLATORS
 ECLPS 5V PECL with Extremely Low Jitter
 Complementary Output
Thru-Hole
Commercial: 0° TO 70°C
15 MHz to 175 MHz

FULL SIZE D.I.L.
M package
 M2911 thru M2913

DOUBLE WIDE D.I.L.
W package
 W2911 thru W2913
 W2971 thru W2973

ONE DIL WIDE, M1 Package				
Model	Control Voltage for Nominal (Center) Freq.	Frequency Stability @ Center	Frequency Deviation	
			0.5 volts	4.5 volts
M2911	2.5 volts	±20 ppm	-50 to -100 ppm	50 to 100 ppm
M2912			-75 to -150 ppm	75 to 150 ppm
M2913			-100 to -200 ppm	100 to 200 ppm

DOUBLE DIL WIDE, W1 Package					
Voltage Control on Pin 1	Voltage Control on Pin 6	Control Voltage for Nominal (Center) Freq.	Frequency Stability @ Center	Frequency Deviation	
				0.5 volts	4.5 volts
W2911	W2971	2.5 volts	±20 ppm	-50 to -100 ppm	50 to 100 ppm
W2912	W2972			-75 to -150 ppm	75 to 150 ppm
W2913	W2973			-100 to -200 ppm	100 to 200 ppm

ELECTRICAL SPECIFICATIONS

Frequency Range 15 MHz to 175 MHz

Frequency Stability Includes calibration at 25°C, operating temperature, change of input voltage, change of load, shock and vibration.

	MIN	TYP	MAX	UNITS
Input Voltage, V_{DD}	4.5	5.0	5.5	volts
Input Current , including load current of both outputs				
at 4.5V		60		ma
at 5.0V		68		ma
at 5.5V		76		ma
Output Levels (PECL) , at 5.0 V _{DD}				
"0" Level,		3.2	3.37	volts
"1" Level,	4.02	4.1		volts
Symmetry differential		48/52	45/55	
Input Impedance	50	1000		Kohms
Control Voltage Bandwidth	10	20		KHz
Control Voltage, V_C	0	0.5 to 4.5	15	Volts, DC
Jitter , with Tektronix 11801B & SD22 Head in jitter color mode		15	20	ps, Pk-Pk
with Agilent Phase Noise System E5500, from 12 KHz to 20 MHz			1	ps RMS
Linearity best straight line, percent of total deviation sensitivity ratio		5	10	%
			2	
Rise Time (20 to 80%)	100	225	350	ps
Fall Time (20 to 80%)	100	225	350	ps

ENVIRONMENTAL SPECIFICATIONS

Temperature

Operating 0° to 70°C
 Storage -55° to +125°C

Temperature Cycle – Not to exceed ±5 ppm change when exposed to 2 hours maximum at each temperature from 0 to 120°C, with 25°C reference

Shock – 1000 Gs, 0.35 ms, 1/2 sine wave, 3 shocks in each plane

Vibration – 10-2000 Hz of .06" d.a. or 20 Gs, whichever is less

Humidity – Resistant to 85° R.H. at 85°C

MECHANICAL SPECIFICATIONS

Shock – 1000 Gs, 0.35 ms. 1/2 sine wave, 3 shocks in each plane

Vibration – 10-2000 Hz of .06" d.a. or 20 Gs, whichever is less

Humidity – Resistant to 85% RH at 85°C

Leak – MIL STD 883, Method 1014, condition A1

Pins – Kovar, with 7 microinch gold over nickel

Bend Test – Will withstand two bends of 90° from reference

Header – Steel with gold over nickel

Case – Stainless steel, type 304

Marking – Resistant to 85% RH at 85°C

Resistance to Solvents – MIL STD 202, Method 215

CONNECTIONS

	Pin	Used For	Pin	Used For
All single DIL models	1	Control Voltage Input, V _C	8	Output 1
	2	Not Used	9	Output 2 (Complement)
	5	Not Used	14	+5V, V _{DD}
	7	Ground, V _{SS}		
W2911-W2913	1	Control Voltage Input	9	Output 1
	2	Not Used	10	Output 2
	3	Not Used	11	Not used
	4	Not Used	12	Not used
	5	Not Used	13	Not used
	6	Not Used	14	Not used
	7	Not Used	15	Not used
	8	Ground, V _{SS}	16	+5V, V _{DD}
W2971-W2973	1	Not Used	9	Output 1
	2	Not Used	10	Output 2
	3	Not Used	11	Not used
	4	Not Used	12	Not used
	5	Not Used	13	Not used
	6	Control Voltage Input, V _C	14	Not used
	7	Not Used	15	Not used
	8	Ground, V _{SS}	16	+5V, V _{DD}





VOLTAGE CONTROLLED
CRYSTAL OSCILLATORS
ECLPS 5V PECL with Extremely Low Jitter
Complementary Output
Thru-Hole
Commercial: 0° TO 70°C
15 MHz to 175 MHz

FULL SIZE D.I.L.
M package
M2911 thru M2913

DOUBLE WIDE D.I.L.
W package
W2911 thru W2913
W2971 thru W2973

Waveforms taken on TEK 11801B with SD-22 Head

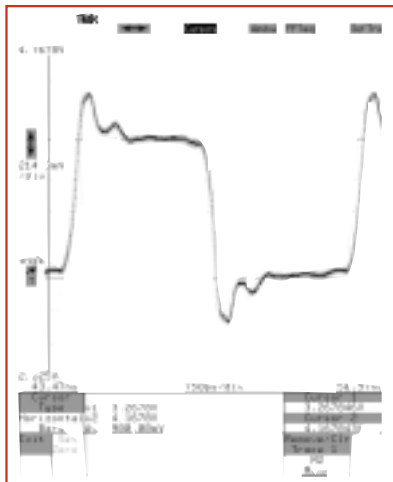


Fig. 1: 155.52 MHz PECL oscillator, showing steep rise and fall times and excellent duty cycle. Levels have 900 mv difference between "1" and "0".




Fig. 2: M2912-77.76 MHz oscillator with expansion of transition at 3.7 volts. Jitter is shown by the histogram of the distribution of the waveform at 3.7 volts. The distribution is unimodal, with peak-to-peak jitter of 16 ps peak-to-peak, and 2.27 ps RMS.

HOW TO ORDER

For Part Number, put package type before model number, and add frequency in MHz, for example:

M 2912-77.76 M

"M" is full size DIL
"W" is double wide DIL

"2912"
is model
type

"77.76 M"
frequency
in MHz

SS#	Rev.
M2911	A



Unless customer-specific terms and conditions are signed by an officer of MF Electronics, the sale of this and all MF Electronics products are subject to terms and conditions set forth at www.mfelectronics.com/terms

SUNSTAR 商斯达实业集团是集研发、生产、工程、销售、代理经销、技术咨询、信息服务等为一体的高科技企业，是专业高科技电子产品生产厂家，是具有 10 多年历史的专业电子元器件供应商，是中国最早和最大的仓储式连锁规模经营大型综合电子零部件代理分销商之一，是一家专业代理和分销世界各大品牌 IC 芯片和电子元器件的连锁经营综合性国际公司，专业经营进口、国产名厂名牌电子元件，型号、种类齐全。在香港、北京、深圳、上海、西安、成都等全国主要电子市场设有直属分公司和产品展示展销窗口门市部专卖店及代理分销商，已在全国范围内建成强大统一的供货和代理分销网络。我们专业代理经销、开发生产电子元器件、集成电路、传感器、微波光电元器件、工控机/DOC/DOM 电子盘、专用电路、单片机开发、MCU/DSP/ARM/FPGA 软件硬件、二极管、三极管、模块等，是您可靠的一站式现货配套供应商、方案提供商、部件功能模块开发配套商。商斯达实业公司拥有庞大的资料库，有数位毕业于著名高校——有中国电子工业摇篮之称的西安电子科技大学（西军电）并长期从事国防尖端科技研究的高级工程师为您精挑细选、量身订做各种高科技电子元器件，并解决各种技术问题。

微波光电部专业代理经销高频、微波、光纤、光电元器件、组件、部件、模块、整机；电磁兼容元器件、材料、设备；微波 CAD、EDA 软件、开发测试仿真工具；微波、光纤仪器仪表。欢迎国外高科技微波、光纤厂商将优秀产品介绍到中国、共同开拓市场。长期大量现货专业批发高频、微波、卫星、光纤、电视、CATV 器件：晶振、VCO、连接器、PIN 开关、变容二极管、开关二极管、低噪晶体管、功率电阻及电容、放大器、功率管、MMIC、混频器、耦合器、功分器、振荡器、合成器、衰减器、滤波器、隔离器、环行器、移相器、调制解调器；光电子器件和组件：红外发射管、红外接收管、光电开关、光敏管、发光二极管和发光二极管组件、半导体激光二极管和激光器组件、光电探测器和光接收组件、光发射接收模块、光纤激光器和光放大器、光调制器、光开关、DWDM 用光发射和接收器件、用户接入系统光收发器件与模块、光纤连接器、光纤跳线/尾纤、光衰减器、光纤适配器、光隔离器、光耦合器、光环行器、光复用器/转换器；无线收发芯片和模组、蓝牙芯片和模组。

更多产品请看本公司产品专用销售网站：

商斯达中国传感器科技信息网：<http://www.sensor-ic.com/>

商斯达工控安防网：<http://www.pc-ps.net/>

商斯达电子元器件网：<http://www.sunstare.com/>

商斯达微波光电产品网：[HTTP://www.rfoe.net/](http://www.rfoe.net/)

商斯达消费电子产品网：<http://www.icasic.com/>

商斯达实业科技产品网：<http://www.sunstars.cn/> 微波元器件销售热线：

地址：深圳市福田区福华路福庆街鸿图大厦 1602 室

电话：0755-82884100 83397033 83396822 83398585

传真：0755-83376182 (0) 13823648918 MSN: SUNS8888@hotmail.com

邮编：518033 E-mail:szss20@163.com QQ: 195847376

深圳赛格展销部：深圳华强北路赛格电子市场 2583 号 电话：0755-83665529 25059422

技术支持：0755-83394033 13501568376

欢迎索取免费详细资料、设计指南和光盘；产品凡多，未能尽录，欢迎来电查询。

北京分公司：北京海淀区知春路 132 号中发电子大厦 3097 号

TEL: 010-81159046 82615020 13501189838 FAX: 010-62543996

上海分公司：上海市北京东路 668 号上海赛格电子市场 D125 号

TEL: 021-28311762 56703037 13701955389 FAX: 021-56703037

西安分公司：西安高新开发区 20 所(中国电子科技集团导航技术研究所)

西安劳动南路 88 号电子商城二楼 D23 号

TEL: 029-81022619 13072977981 FAX:029-88789382