


# Microwave Journal



## AN ULTRA-LINEAR SP7T HANDSET ANTENNA SWITCH FOR GSM/PCS/ EDGE/WCDMA APPLICATIONS

Industry standards bodies — such as the 3GPP Standards organization governing global cellular networks such as GSM, PCS, EDGE and WCDMA — are traditionally chartered to create a stable business environment for advancing technology in a competitive market. These industry standards — as simple as the pitch of a PCB or as influential as the premise of Moore's Law — offer suppliers an equal opportunity to compete, and provides an industry the best chance to grow and prosper. Additionally, industry standards enable well-defined product roadmaps, which in turn set clear objectives for rapid technology advancement using focused resources. Without achievable directives, an industry stagnates as misaligned resources and product roadmaps reach a dead-end.

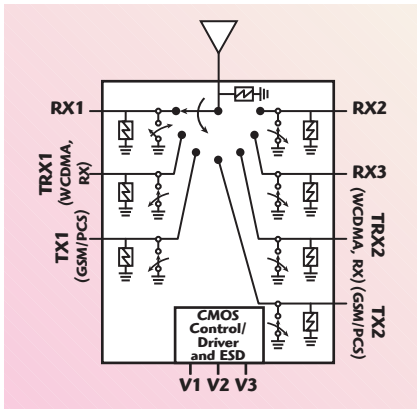
The cellular phone industry enjoyed well-defined guidelines for performance and mechanical footprint during the transition from analog to Second Generation (2G and 2.5G) standards. Today's 3G environment, however, is more complicated. The market

continues to grow, however through consolidation now fewer companies compete for a larger share of the integrated design.

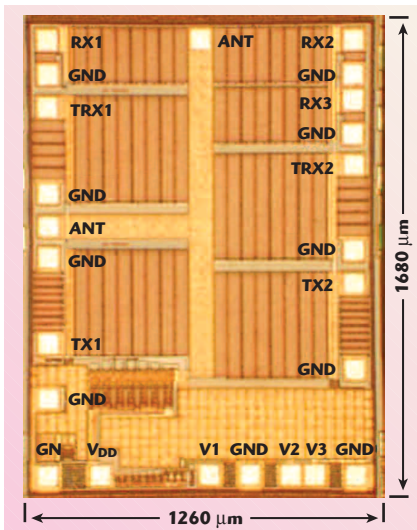
At the "RF front end" of the cellular handset, the antenna switch module (ASM) and power amplifier (PA) module have advanced on a steep learning curve due to the well defined expectations of handset manufacturers. The initial ASMs supported a single frequency band and were  $5.5 \times 10$  mm. Today's ASMs — 81 percent smaller than their predecessors — are tasked to support four bands with significantly better RF performance, and to fit in  $3.2$  mm<sup>2</sup>. Complexity is at an all time high, and the learning curve has hit an inflection point. The number of variations and the lack of GSM/WCDMA architectural, functional and mechanical standards has stalled advancement. As well, the number of frequency bands and the aggressive technical requirements of the multi-mode, multi-band GSM/WCDMA

---

PEREGRINE SEMICONDUCTOR CORP.  
San Diego, CA



▲ Fig. 1 The PE42671 SP7T switch.



▲ Fig. 2 PE42671 die top view.

tion, until now. At the European Microwave Conference (EuMC) in Paris, France, Nokia presented a paper addressing its quest to integrate into a single radio architecture.<sup>1</sup> The Peregrine PE42660 SP6T switch, designed in Peregrine's UltraCMOS™ process with HaRP™ technology, was identified as a high throw count switch that meets the linearity requirements defined by the 3GPP standard: an IP<sub>3</sub> of +65 dBm. Typical SP6T/SP7T GaAs pHEMT switches have IP<sub>3</sub> of only +57 dBm. And now, Peregrine's newest HaRP-enhanced PE42671 SP7T switch provides for dual WCDMA bands and a quad-band GSM radio to be connected to a single antenna, delivering an unprecedented +68 dBm IP<sub>3</sub>.

### PE42671 – TRUE MULTI-BAND PERFORMANCE

The PE42671 SP7T switch integrates one or two WCDMA and three or four GSM frequency bands (see **Figure 1**). Its four transmit ports with unprecedented linearity (IP<sub>3</sub> = +68 dBm) allow for spec-compliant handsets and efficient front-end architectures. Beyond linearity, the PE42671 switch also provides significant design value over other technologies such as PIN diode and pHEMT configurations. Small size and versatile layout, as shown in **Figure 2**, enable the application designer to use the PE42671 switch in extremely small RF modules. The SP7T switch is comprised of two transmit ports that can be used for GSM/PCS/EDGE, two transmit/receive ports that can be used for either WCDMA or as receive ports and three symmetric receive ports. On-chip CMOS decode logic facilitates three-pin low voltage CMOS control, while high ESD tolerance of 1500 V at all ports, no blocking capacitor requirements and on-chip SAW filter over-voltage protection devices make this device the ultimate in integration and ruggedness. The switch operates at 2.75 V over a frequency range of 100 to 3000 MHz and offers low transmit insertion loss of 0.60 dB at 900 MHz and 0.80 dB at 1900 MHz. Tx-Rx isolation is 47 dB at 900 MHz and 40 dB at 1900 MHz. Its input third-order inter-

cept is +68 dBm at 50 Ω and its IMD<sub>3</sub> is -111 dBm (with +20 dBm Tx and -15 dBm blocker signals).

### STATE-OF-THE ART HARMONICS

Harmonic performance of the RF switch is a critical element of the antenna switch module. Typical switch technologies such as PIN diode and GaAs pHEMT provide only 6 dB of margin, requiring up to three or four design iterations to match the LTCC to the switch before hitting the specification. At the maximum operating power of +35 dBm, the HaRP-enhanced UltraCMOS switch delivers -50 dBm P<sub>3fo</sub>, which is 20 dB of margin to the GSM specification of -30 dBm. The second harmonic is fundamentally low in UltraCMOS technology because distortion is symmetric on positive and negative voltage swings. In the GSM system, this very low even-order distortion for the second harmonic is desirable because the second harmonic of the GSM transmit band falls in the DCS receive band. The less than -50 dBm second-harmonic performance allows for less noise transmitted in the DCS band and increased system capacity for the carrier.

### ULTRACMOS PERFORMANCE ADVANTAGE

UltraCMOS is a standard CMOS processing technology, however as opposed to building devices on silicon, a conducting substrate, it places devices directly on top of a sapphire substrate. The perfectly insulating sapphire allows UltraCMOS to maintain all the positive attributes of bulk CMOS including low power operation, manufacturability, repeatability, scaling properties and IP block re-use, and to deliver the RF performance required for 3G applications and beyond.

### Reference

1. T. Ranta, J. Ellä and H. Pohjonen, "Antenna Switch Linearity Requirements for GSM/WCDMA Mobile Phone Front-ends," *8th European Conference on Wireless Technology Proceedings*, Paris, France, Oct. 2005, pp. 23-26.

**Peregrine Semiconductor Corp.,  
San Diego, CA (858) 731-9400,  
www.psemi.com.**

handset have overcome the limits of traditional RFIC technologies such as GaAs. Most critically affected by these ultra-high performance specs are the antenna and the RF switch. The antenna must effectively radiate from 800 to 2200 MHz, a daunting task given the miniscule area allowed for the antenna. The RF switch must be capable of switching up to eight paths of high power RF signals with low insertion loss, high isolation and exceptional linearity.

To create a WCDMA/GSM handset that is spec compliant, handset manufacturers have been incorporating separate WCDMA and GSM radio sections in one case — not a strategy any handset manufacturer would want on its roadmap for long. So while the industry has set its sights high, it has struggled to find a solu-

SUNSTAR 商斯达实业集团是集研发、生产、工程、销售、代理经销、技术咨询、信息服务等为一体的高科技企业，是专业高科技电子产品生产厂家，是具有 10 多年历史的专业电子元器件供应商，是中国最早和最大的仓储式连锁规模经营大型综合电子零部件代理分销商之一，是一家专业代理和分销世界各大品牌 IC 芯片和电子元器件的连锁经营综合性国际公司，专业经营进口、国产名厂名牌电子元件，型号、种类齐全。在香港、北京、深圳、上海、西安、成都等全国主要电子市场设有直属分公司和产品展示展销窗口门市部专卖店及代理分销商，已在全国范围内建成强大统一的供货和代理分销网络。我们专业代理经销、开发生产电子元器件、集成电路、传感器、微波光电元器件、工控机/DOC/DOM 电子盘、专用电路、单片机开发、MCU/DSP/ARM/FPGA 软件硬件、二极管、三极管、模块等，是您可靠的一站式现货配套供应商、方案提供商、部件功能模块开发配套商。商斯达实业公司拥有庞大的资料库，有数位毕业于著名高校——有中国电子工业摇篮之称的西安电子科技大学（西军电）并长期从事国防尖端科技研究的高级工程师为您精挑细选、量身订做各种高科技电子元器件，并解决各种技术问题。

微波光电部专业代理经销高频、微波、光纤、光电元器件、组件、部件、模块、整机；电磁兼容元器件、材料、设备；微波 CAD、EDA 软件、开发测试仿真工具；微波、光纤仪器仪表。欢迎国外高科技微波、光纤厂商将优秀产品介绍到中国、共同开拓市场。长期大量现货专业批发高频、微波、卫星、光纤、电视、CATV 器件：晶振、VCO、连接器、PIN 开关、变容二极管、开关二极管、低噪晶体管、功率电阻及电容、放大器、功率管、MMIC、混频器、耦合器、功分器、振荡器、合成器、衰减器、滤波器、隔离器、环行器、移相器、调制解调器；光电子器件和组件：红外发射管、红外接收管、光电开关、光敏管、发光二极管和发光二极管组件、半导体激光二极管和激光器组件、光电探测器和光接收组件、光发射接收模块、光纤激光器和光放大器、光调制器、光开关、DWDM 用光发射和接收器件、用户接入系统光收发器件与模块、光纤连接器、光纤跳线/尾纤、光衰减器、光纤适配器、光隔离器、光耦合器、光环行器、光复用器/转换器；无线收发芯片和模组、蓝牙芯片和模组。

更多产品请看本公司产品专用销售网站：

商斯达微波光电产品网：[HTTP://www.rfoe.net/](http://www.rfoe.net/)

商斯达中国传感器科技信息网：<http://www.sensor-ic.com/>

商斯达工控安防网：<http://www.pc-ps.net/>

商斯达电子元器件网：<http://www.sunstare.com/>

商斯达消费电子产品网：<http://www.icasic.com/>

商斯达实业科技产品网：<http://www.sunstars.cn/> 射频微波光电元器件销售热线：

地址：深圳市福田区福华路福庆街鸿图大厦 1602 室

电话：0755-83396822 83397033 83398585 82884100

传真：0755-83376182 (0) 13823648918 MSN: SUNS8888@hotmail.com

邮编：518033 E-mail:[szss20@163.com](mailto:szss20@163.com) QQ: 195847376

深圳赛格展销部：深圳华强北路赛格电子市场 2583 号 电话：0755-83665529 25059422

技术支持：0755-83394033 13501568376

欢迎索取免费详细资料、设计指南和光盘；产品凡多，未能尽录，欢迎来电查询。

北京分公司：北京海淀区知春路 132 号中发电子大厦 3097 号

TEL: 010-81159046 82615020 13501189838 FAX: 010-62543996

上海分公司：上海市北京东路 668 号上海赛格电子市场 D125 号

TEL: 021-28311762 56703037 13701955389 FAX: 021-56703037

西安分公司：西安高新开发区 20 所(中国电子科技集团导航技术研究所)

西安劳动南路 88 号电子商城二楼 D23 号

TEL: 029-81022619 13072977981 FAX:029-88789382