

AN33: Application Note

Summary

Peregrine Semiconductor Application Note AN33 demonstrates socket and software compatibility of the 5 bit and 6 bit digital step attenuators products. This family offers high performance attenuation accuracy and linearity using only a single 3 volt supply.

1. Introduction

Typical digital step attenuators (DSA) in GaAs technology require either a single or bipolar 5 Volt supply, and either a +5 or -5 Volt control interface. Peregrine DSA's require only one +3 volt supply to deliver extremely high linearity and high accuracy. Other features include default power-up attenuation state, user selectable serial, parallel, and direct mode programming,, 3 volt CMOS interface, 50 and 75 ohm variations, and very low power consumption. This document describes forward / backward compatibility of the 5 bit and 6 bit models.

5 bit & 6 bit RF Digital Step Attenuator Compatibility

Features

- 5 & 6 bit models
- Common flexible parallel and serial programming interfaces
- Unique power-up state selection
- Positive CMOS control logic
- High attenuation accuracy and Linearity over temperature and frequency
- Very low power consumption
- Single-supply operation
- 50Ω impedance
- Packaged in a 20 Lead 4x4mm QFN

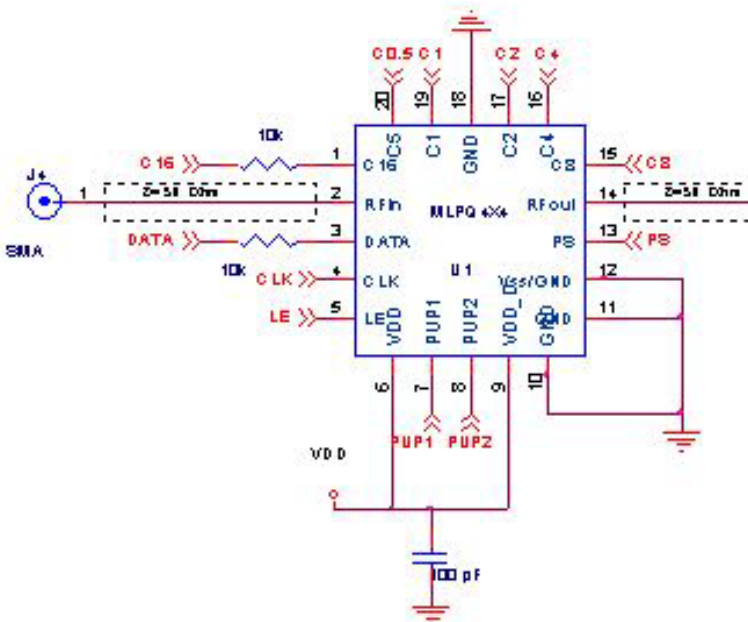


Figure 1. Typical 6 bit evaluation schematic


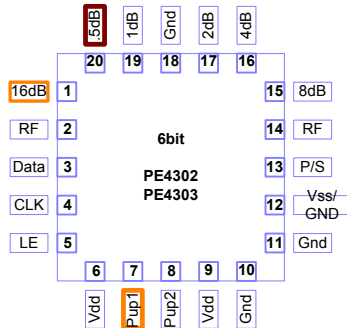


Figure 2. 20 pin / 4x4 QFN

P/S	C16	C8	C4	C2	C1	C0.5	Attenuation State
0	0	0	0	0	0	0	Reference Loss
0	0	0	0	0	0	1	0.5 dB
0	0	0	0	0	1	0	1 dB
0	0	0	0	1	0	0	2 dB
0	0	0	1	0	0	0	4 dB
0	0	1	0	0	0	0	8 dB
0	1	0	0	0	0	0	16 dB
0	1	1	1	1	1	1	31.5 dB

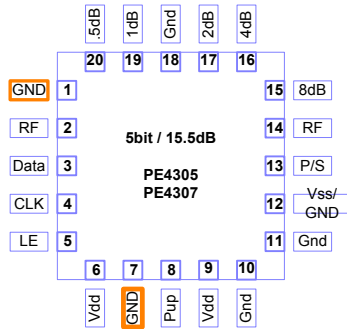
Note: Not all 64 possible combinations of C0.5-C16 are shown in



A 6 bit attenuator can be installed in a 5 bit design. The highlighted pins are different for 5 bit users as explained below.

P/S	Pin 1	C8	C4	C2	C1	C0.5	Attenuation State
0	0	0	0	0	0	0	Reference Loss
0	0	0	0	0	0	1	0.5 dB
0	0	0	0	0	1	0	1 dB
0	0	0	0	1	0	0	2 dB
0	0	0	1	0	0	0	4 dB
0	0	1	0	0	0	0	8 dB
0	0	1	1	1	1	1	15.5 dB

Note: Not all possible combinations of C0.5-C8 are shown



P/S	C16	C8	C4	C2	C1	Pin 20	Attenuation State
0	0	0	0	0	0	0	Reference Loss
0	0	0	0	0	1	0	1 dB
0	0	0	0	1	0	0	2 dB
0	0	0	1	0	0	0	4 dB
0	0	1	0	0	0	0	8 dB
0	1	0	0	0	0	0	16 dB
0	1	1	1	1	1	0	31.5 dB

Note: Not all possible combinations of C1-C16 are shown

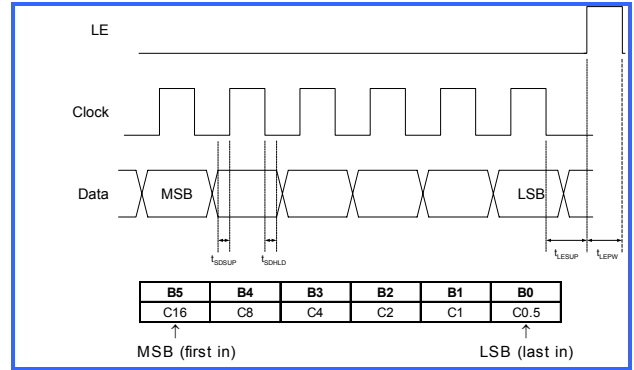
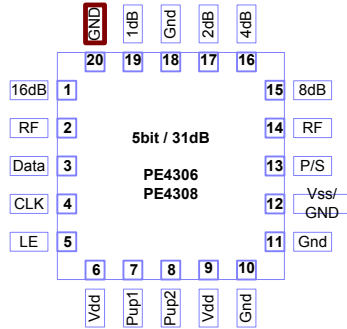


Figure 3. 6-bit 31.5 dB Serial Timing

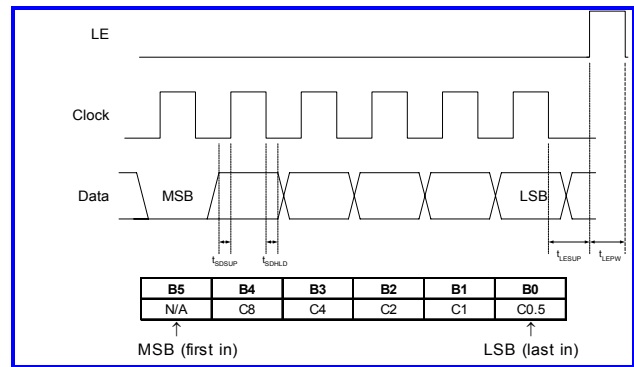


Figure 4. 5-bit 15.5 dB Serial Timing

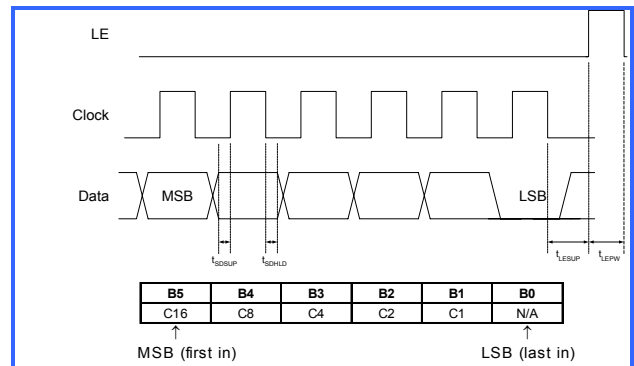


Figure 5. 5 bit 31 dB Serial Timing

2. Generic Hardware Design Consideration

The 5 bit and 6 bit parts share a common pinout. The only differences between the 5 and 6 bit parts are the two specific pins associated with the Direct Mode 0.5dB and 16 dB steps.

Direct Mode

In Direct Mode the pin assigned to an unavailable step becomes a Don't Care.

5 Bit, 0.5 dB LSB Pin 1, C16 on the 6 bit device, becomes inactive or Don't Care.
5 Bit, 1 dB LSB Pin 20, C0.5 on the 6 bit device, becomes inactive or Don't Care.

***For the 6-bit part to emulate the 5-bit part, the "Don't Care" pin should be held Lo.

***For designs that may upgrade from 5-bit to 6-bit, the "Don't Care" pins can be routed to zero ohm resistor initially hooked to ground, with provision to connect to controller.

Serial Mode

The 5 and 6 bit parts use a common 6 bit serial word format. The first bit, the MSB, corresponds to the 16 dB step and the LSB corresponds to the 0.5 dB step.

5 Bit, 0.5 dB LSB Device operates on either a 5 or 6 bit word. Optional 6th MSB is ignored and the state is set by the last 5 bits sent. If the designer anticipates a possible upgrade to a 6 bit, 31.5 dB part, then a 6 bit word preserves full software compatibility.

5 Bit, 1 dB LSB Device requires 6 bit word. The 0.5 dB bit is received but ignored.

1. The 5-bit 31 dB part in **serial** mode uses a similar clock/data string. Use Figure 4, noting 6 clocks are required, and five data bits position as shown.
2. The 5-bit 31 dB part in **parallel** mode uses the table in Figure 4. Note data bit pin C0.5 is unused.
3. The 5-bit 15.5 dB part in **serial** mode uses a similar clock/data string. Use Figure 5, noting 6 clocks are required, and five data bits position as shown.
4. The 5-bit 15.5 dB part in **parallel** mode uses the table in Figure 5. Note data bit pin C16 is unused.

*** **NOTE:** Controlling the 6th bit position in a 5-bit attenuator will put the part into an unknown state.

Sales Offices

United States

Peregrine Semiconductor Corp.

6175 Nancy Ridge Drive
San Diego, CA 92121
Tel 1-858-455-0660
Fax 1-858-455-0770

Japan

Peregrine Semiconductor K.K.

The Imperial Tower, 15th floor
1-1-1 Uchisaiwaicho, Chiyoda-ku
Tokyo 100-0011 Japan
Tel: 03-3507-5755
Fax: 03-3507-5601

Europe

Peregrine Semiconductor Europe

Bâtiment Maine
15, Rue des Quatre Vents
92380 Garches, France
Tel 33-1-4741-9173
Fax 33-1-4741-9173

For a list of representatives in your area, please refer to our Web site at: <http://www.peregrine-semi.com>

Data Sheet Identification

Advance Information

The product is in a formative or design stage. The data sheet contains design target specifications for product development. Specifications and features may change in any manner without notice.

Preliminary Specification

The data sheet contains preliminary data. Additional data may be added at a later date. Peregrine reserves the right to change specifications at any time without notice in order to supply the best possible product.

Product Specification

The data sheet contains final data. In the event Peregrine decides to change the specifications, Peregrine will notify customers of the intended changes by issuing a PCN (Product Change Notice).

The information in this data sheet is believed to be reliable. However, Peregrine assumes no liability for the use of this information. Use shall be entirely at the user's own risk.

No patent rights or licenses to any circuits described in this data sheet are implied or granted to any third party.

Peregrine's products are not designed or intended for use in devices or systems intended for surgical implant, or in other applications intended to support or sustain life, or in any application in which the failure of the Peregrine product could create a situation in which personal injury or death might occur. Peregrine assumes no liability for damages, including consequential or incidental damages, arising out of the use of its products in such applications.

Peregrine products are protected under one or more of the following U.S. patents: 6,090,648; 6,057,555; 5,973,382; 5,973,363; 5,930,638; 5,920,233; 5,895,957; 5,883,396; 5,864,162; 5,863,823; 5,861,336; 5,663,570; 5,610,790; 5,600,169; 5,596,205; 5,572,040; 5,492,857; 5,416,043. Other patents are pending.

*Peregrine, the Peregrine logotype, Peregrine Semiconductor Corp., and UTSi are registered trademarks of Peregrine Semiconductor Corporation.
Copyright © 2004 Peregrine Semiconductor Corp. All rights reserved.*

SUNSTAR 商斯达实业集团是集研发、生产、工程、销售、代理经销、技术咨询、信息服务等为一体的高科技企业，是专业高科技电子产品生产厂家，是具有 10 多年历史的专业电子元器件供应商，是中国最早和最大的仓储式连锁规模经营大型综合电子零部件代理分销商之一，是一家专业代理和分销世界各大品牌 IC 芯片和电子元器件的连锁经营综合性国际公司，专业经营进口、国产名厂名牌电子元件，型号、种类齐全。在香港、北京、深圳、上海、西安、成都等全国主要电子市场设有直属分公司和产品展示展销窗口门市部专卖店及代理分销商，已在全国范围内建成强大统一的供货和代理分销网络。我们专业代理经销、开发生产电子元器件、集成电路、传感器、微波光电元器件、工控机/DOC/DOM 电子盘、专用电路、单片机开发、MCU/DSP/ARM/FPGA 软件硬件、二极管、三极管、模块等，是您可靠的一站式现货配套供应商、方案提供商、部件功能模块开发配套商。商斯达实业公司拥有庞大的资料库，有数位毕业于著名高校——有中国电子工业摇篮之称的西安电子科技大学（西军电）并长期从事国防尖端科技研究的高级工程师为您精挑细选、量身订做各种高科技电子元器件，并解决各种技术问题。

微波光电部专业代理经销高频、微波、光纤、光电元器件、组件、部件、模块、整机；电磁兼容元器件、材料、设备；微波 CAD、EDA 软件、开发测试仿真工具；微波、光纤仪器仪表。欢迎国外高科技微波、光纤厂商将优秀产品介绍到中国、共同开拓市场。长期大量现货专业批发高频、微波、卫星、光纤、电视、CATV 器件：晶振、VCO、连接器、PIN 开关、变容二极管、开关二极管、低噪晶体管、功率电阻及电容、放大器、功率管、MMIC、混频器、耦合器、功分器、振荡器、合成器、衰减器、滤波器、隔离器、环行器、移相器、调制解调器；光电子器件和组件：红外发射管、红外接收管、光电开关、光敏管、发光二极管和发光二极管组件、半导体激光二极管和激光器组件、光电探测器和光接收组件、光发射接收模块、光纤激光器和光放大器、光调制器、光开关、DWDM 用光发射和接收器件、用户接入系统光收发器件与模块、光纤连接器、光纤跳线/尾纤、光衰减器、光纤适配器、光隔离器、光耦合器、光环行器、光复用器/转换器；无线收发芯片和模组、蓝牙芯片和模组。

更多产品请看本公司产品专用销售网站：

商斯达微波光电产品网：[HTTP://www.rfoe.net/](http://www.rfoe.net/)

商斯达中国传感器科技信息网：<http://www.sensor-ic.com/>

商斯达工控安防网：<http://www.pc-ps.net/>

商斯达电子元器件网：<http://www.sunstare.com/>

商斯达消费电子产品网：<http://www.icasic.com/>

商斯达实业科技产品网：<http://www.sunstars.cn/> 射频微波光电元器件销售热线：

地址：深圳市福田区福华路福庆街鸿图大厦 1602 室

电话：0755-83396822 83397033 83398585 82884100

传真：0755-83376182 (0) 13823648918 MSN: SUNS8888@hotmail.com

邮编：518033 E-mail: szss20@163.com QQ: 195847376

深圳赛格展销部：深圳华强北路赛格电子市场 2583 号 电话：0755-83665529 25059422

技术支持：0755-83394033 13501568376

欢迎索取免费详细资料、设计指南和光盘；产品凡多，未能尽录，欢迎来电查询。

北京分公司：北京海淀区知春路 132 号中发电子大厦 3097 号

TEL: 010-81159046 82615020 13501189838 FAX: 010-62543996

上海分公司：上海市北京东路 668 号上海赛格电子市场 D125 号

TEL: 021-28311762 56703037 13701955389 FAX: 021-56703037

西安分公司：西安高新开发区 20 所(中国电子科技集团导航技术研究所)

西安劳动南路 88 号电子商城二楼 D23 号

TEL: 029-81022619 13072977981 FAX: 029-88789382