

M1280 Series

XO – Fixed Frequency, 1KHz-175 MHz

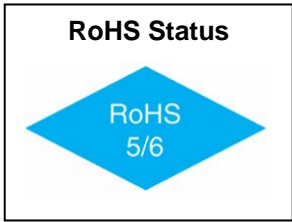
Thru-Hole, HCMOS/TTL, 5V



M1280, M1281,	H1280, H1281
M1282, M1288	H1282, H1288
M1289	H1289
M3290, M3291	H3290, H3291
M3292, M3298	H3292, H3290
M3299	H3299

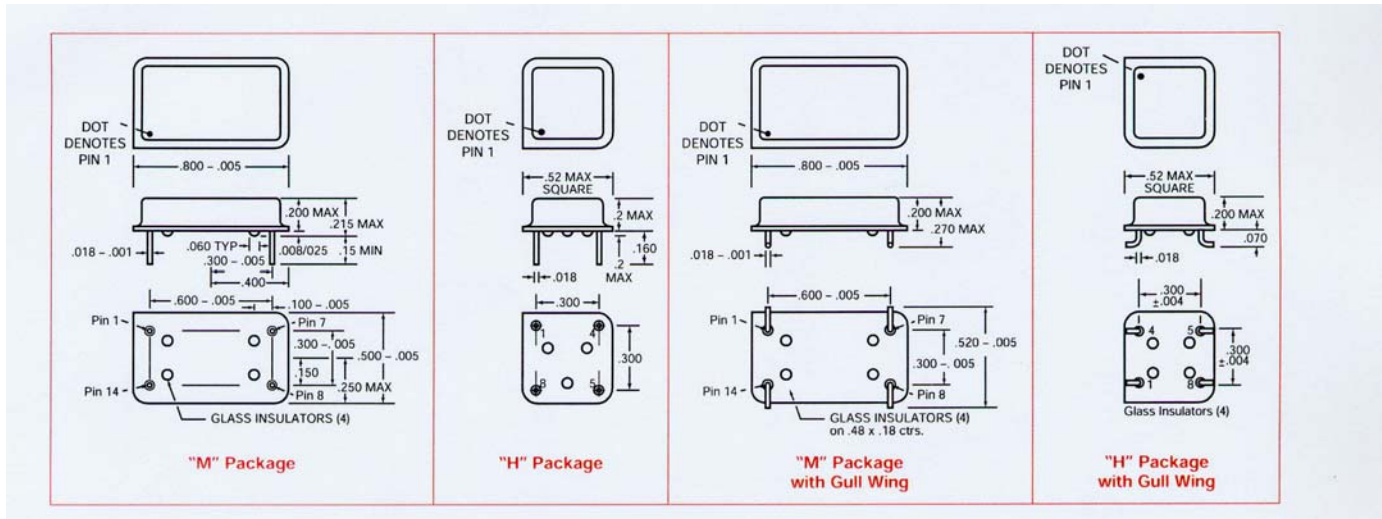
Features

- 1KHz to 175MHz Frequency Range
- 5V Supply Voltage
- Tristate and "Hard Zero" options accommodate ATE
- Stability options from ± 100 ppm, to ± 20 ppm
- Jitter, 50 ps RMS max
- Low power consumption when tristated



Applications

- Any thru-hole PCB that requires a standard HMOS/TTL 5V clock, including microprocessors and microcontrollers



M1280 Series

XO – Fixed Frequency, 1KHz-175 MHz

Thru-Hole, HCMOS/TTL, 5V



M package
M1280, M1281,
M1282, M1288
M1289
M3290, M3291
M3292, M3298
M3299

H package
H1280, H1281
H1282, H1288
H1289
H3290, H3291
H3292, H3290
H3299

ELECTRICAL SPECIFICATIONS

Frequency Range

Fixed Output 1 KHz to 175 MHz
Tristate 32.768 to 175 MHz
"Hard Zero" 62.5 KHz to 125 MHz

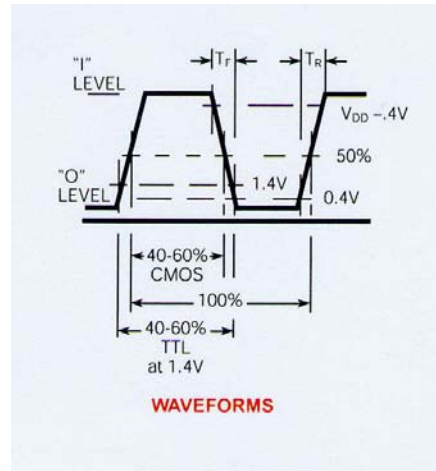
Frequency Stability

Includes calibration at 25°C, operating temperature, change of input voltage, change of load, shock and vibration

	MIN	TYP	MAX	UNITS
Input Voltage, V_{DD}	4.50	5.0	5.50	volts
Input Current,				
1 KHz to 10 MHz		10	20	mA
10.1 to 25 MHz		20	35	mA
25.1 to 50 MHz		25	45	mA
50.1 to 75 MHz		40	55	mA
75.1 to 125 MHz		50	60	mA
100.1 to 175 MHz		55	65	mA
Output Levels,				
"0" Level, sinking 16 mA			0.4	volts
"1" Level,				
TTL	2.4	4.6		volts
CMOS, sourcing 8 mA	V _{DD} -4			volts
Rise and Fall Times,				
TTL, from 0.8 to 2.4V		2.4	4	ns
HCMOS, 15 pf, 20 to 80%				
1 KHz to 75 MHz		2.5	4	ns
75.1 to 175 MHz		1.5	2	ns
HCMOS, 30 pf, 20 to 80%				
1 KHz to 125MHz		4.0	6	ns
HCMOS, 50 pf, 20 to 80%				
1KHz to 75 MHz		4.0	6	ns
Jitter, Positive Edge to positive edge			50	Ps RMS
Symmetry				
10 TTL, @ 1.4V		45/55	40/60	percent
Depending on model			or 45/55	percent
HCMOS, @ 50%		45/55	40/60	percent
Depending on model			or 45/55	percent
Aging				
First year		3		ppm
After first year		1		ppm/yr

Input Requirements for Pin 1:

"1": On – Pin 1 may float or 2.4V min., sourcing 400 microAmp
"0": Disable or Tristate – Pin 1 requires 0.4V, sinking 400 microAmp



	FULL SIZE	HALF SIZE	M1280's H1280's	M1290's, "Hard-Zero" M3290's or Tristate for 3290's
PIN	1	1	NOT USED	Floating or "1": Oscillator runs Ground or "0": Hard "0" for M1290's or Tristate for 3290's
PIN	7	4	Ground and Case	
PIN	8	5	Output	
PIN	14	8	5V, V _{DD}	

FIXED OUTPUT		TRISTATE		HARD ZERO	Frequency Stability
40/60 Symmetry	45/55 Symmetry	40/60 Symmetry	45/55 Symmetry	40/60 Symmetry	
1280	1286	3290	3296	M1290	+/-100ppm
1281	1991	3291	3991	M1291	+/-25ppm
1282	1992	3292	3992	M1292	+/-50ppm
1288	1998	3298	3998	M1298	+/-20ppm
1289	1999	3299	3999	M1299	+/-32ppm



M1280 Series

XO – Fixed Frequency, 1KHz-175 MHZ

Thru-Hole, HCMOS/TTL, 5V



M1280, M1281,	H1280, H1281
M1282, M1288	H1282, H1288
M1289	H1289
M3290, M3291	H3290, H3291
M3292, M3298	H3292, H3298
M3299	H3299

ENVIRONMENTAL SPECIFICATIONS

Temperature
 Operating 0° to 70°C
 Storage -55° to +125°C
Shock- 1000 Gs, 0.35 ms, ½ sine wave, 3 shocks in each plane
Vibration- 10-2000 Hz of .06" d.a. or 20 Gs, whichever is less
Humidity- Resistant to 85° R.H. at 85°C

MECHANICAL SPECIFICATIONS

Leak- MIL STD 883, Method 1014, Condition A1
Pins- Kovar, nickel plated with 60/40 solder coat
Bend test- Will withstand two bends of 90° from reference
Header- Steel, with nickel plate
Case- Stainless steel, type 304
Marking- Epoxy ink or laser engraved
Resistance to Solvents- MIL STD 202, Method 215

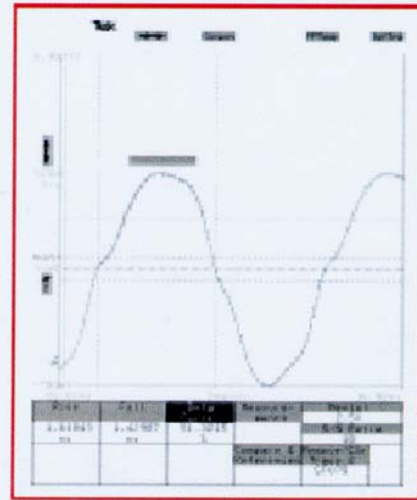
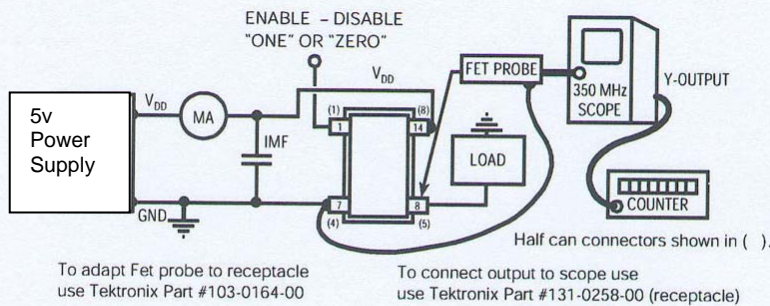


Fig. 1 M1286-148.26M with 10pf load
Duty Cycle is 51.3% at V_{DD}/2



ALL OSCILLATORS HAVE INTERNAL BYPASS CAPACITORS

TEST CIRCUIT

How to Order

For a Part Number, put package type before model number, and add frequency in MHz, for example:

