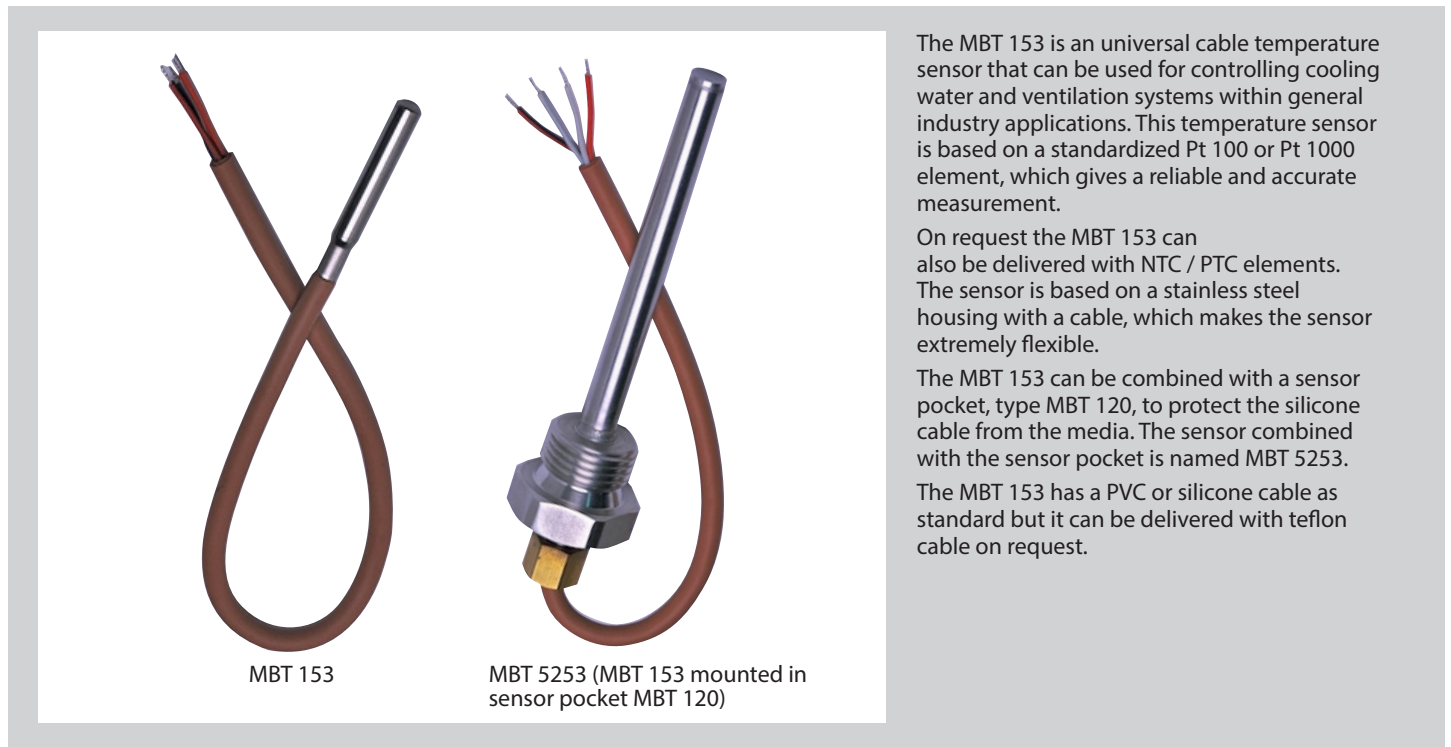




Data sheet

Temperature Sensors Type MBT 153

Sensor Pocket Type MBT 120



The MBT 153 is an universal cable temperature sensor that can be used for controlling cooling water and ventilation systems within general industry applications. This temperature sensor is based on a standardized Pt 100 or Pt 1000 element, which gives a reliable and accurate measurement.

On request the MBT 153 can also be delivered with NTC / PTC elements. The sensor is based on a stainless steel housing with a cable, which makes the sensor extremely flexible.

The MBT 153 can be combined with a sensor pocket, type MBT 120, to protect the silicone cable from the media. The sensor combined with the sensor pocket is named MBT 5253.

The MBT 153 has a PVC or silicone cable as standard but it can be delivered with teflon cable on request.

Features

- For temperature measurement where reliable, robust and accurate equipment is required
- Temperature range -50 – 200 °C
- Short response times
- Pt 100 or Pt 1000 resistance element
- 2- or 4-wire connection
- MBT 120 sensor pocket available

Data sheet

Temperature Sensor, type MBT 153, Sensor Pocket, type MBT 120

**Technical data
MBT 153**

Response times

Indicative response times			
Water 0.2 m/s		Air 1 m/s	
$t_{0.5}$	$t_{0.9}$	$t_{0.5}$	$t_{0.9}$
2 s	10 s	28 s	107 s

Net weight approx. for sensor, type MBT 153

Cable length	Net weight approx.
3.5 m	98 g
5.5 m	154 g
8.5 m	238 g

Mechanical and environmental specifications

Max. ambient temperature ¹⁾	PVC:	up to 100 °C
	Silicone:	up to 200 °C
Sensor tolerance	EN 60751 class B: $\pm (0.3 + 0.005 \times t)$ t = temperature of medium, numerical value	
Vibration stability	Shock	100 g / 6 ms
	Vibrations	4 g sine function 5 – 200 Hz, measured acc. to IEC 60068-2-6
Enclosure	IP67	
Cable	PVC 2 × 0.25 mm ² Silicone 2 × 0.25 mm ² (2-wire) Silicone 4 × 0.14 mm ² (4-wire)	

¹⁾ According to max. allowed temperature for the cable.

Ordering standard

Type MBT 153	Sensor	Cable	Cable length	Connection
Measuring range				
-50 – 100 °C, PVC cable	0	0 0 5 0	0.5 m	
-50 – 200 °C, Silicone cable	2	0 2 0 0	2.0 m	
-50 – 200 °C, Teflon cable	4	0 3 5 0	3.5 m	
Other	9	0 5 5 0	5.5 m	
		0 8 5 0	8.5 m	
		1 0 0 0	10.0 m	
		x x x 0	xx.x m	
Resistance value				
1 × Pt 100	0			
2 × Pt 100*	1			
1 × Pt 1000	2			
2 × Pt 1000*	3			
Other	9			
Tolerance				
EN 60751 Class B	0	0		2 wire
Other	9	1		3 wire
		2		4 wire
		9		Others

* only available as 2 × 2-wire

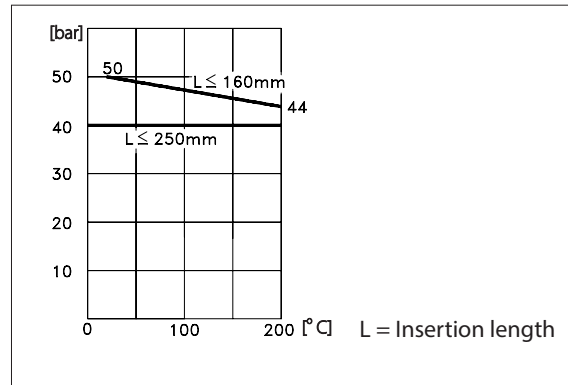
Preferred versions

Data sheet

Temperature Sensor, type MBT 153, Sensor Pocket, type MBT 120

Technical data sensor pocket, MBT 120

Max. load on protection tube according to DIN 43763



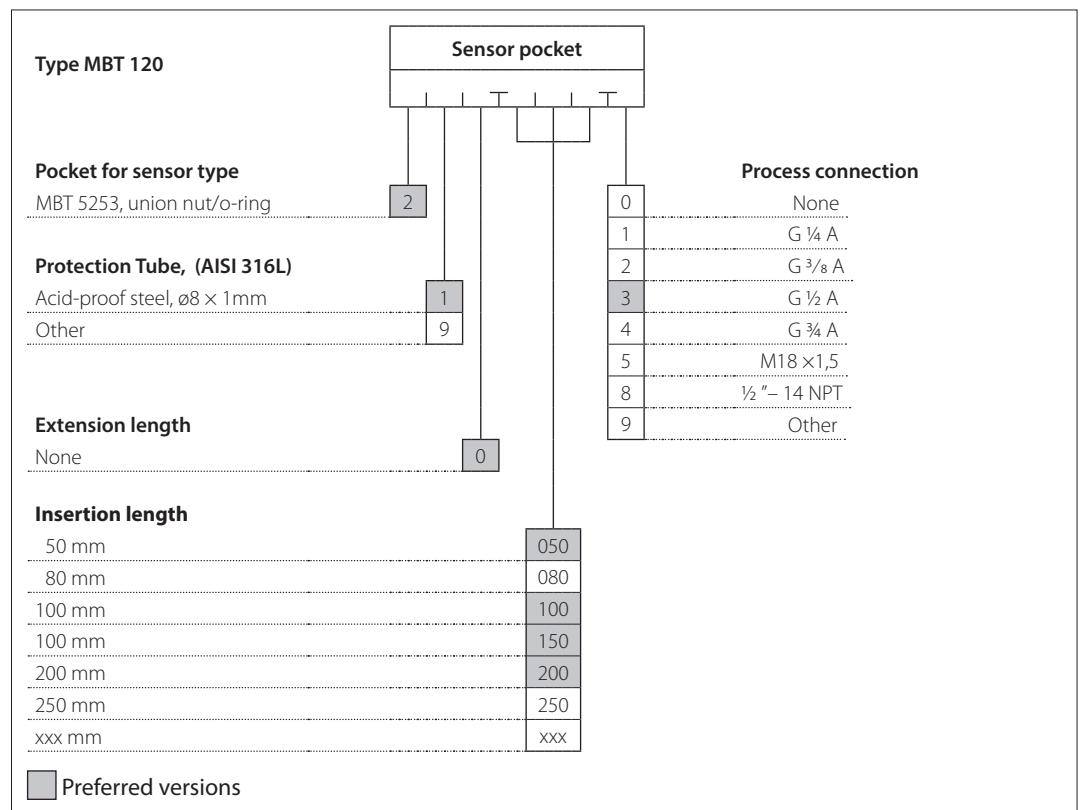
General data

Process connection		G ½ A, ½ – 14 NPT	G ¾ A
Max. tightening torque		50 Nm	100 Nm
Permissible media velocity	Air	25 m/s	
	Water	3 m/s	

Net weight approx. for sensor pocket, type MBS 120

Insertion length	Process connection		
	G ½ A	G ¾ A	½ – 14 NPT
50 mm	87 g	128 g	87 g
100 mm	96 g	137 g	96 g
150 mm	105 g	146 g	105 g
200 mm	114 g	155 g	114 g
250 mm	123 g	164 g	123 g

Ordering standard



Data sheet

Temperature Sensor, type MBT 153, Sensor Pocket, type MBT 120

**Technical data
MBT 5253**

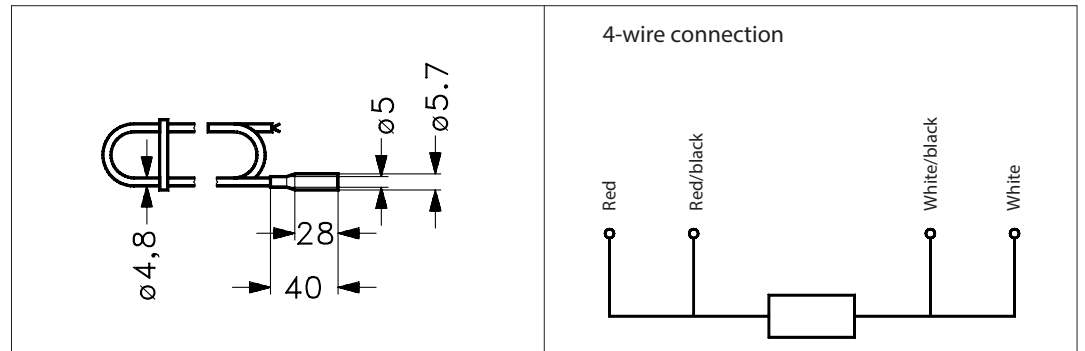
Response times. MBT 5253 (MBT 153 mounted with sensor pocket MBT 120)

Protection tube	Indicative response times			
	Water 0.2 m/s		Air 1 m/s	
	$t_{0.5}$	$t_{0.9}$	$t_{0.5}$	$t_{0.9}$
ø8 x 1	9 s	33 s	95 s	310 s

Mechanical and environmental specifications

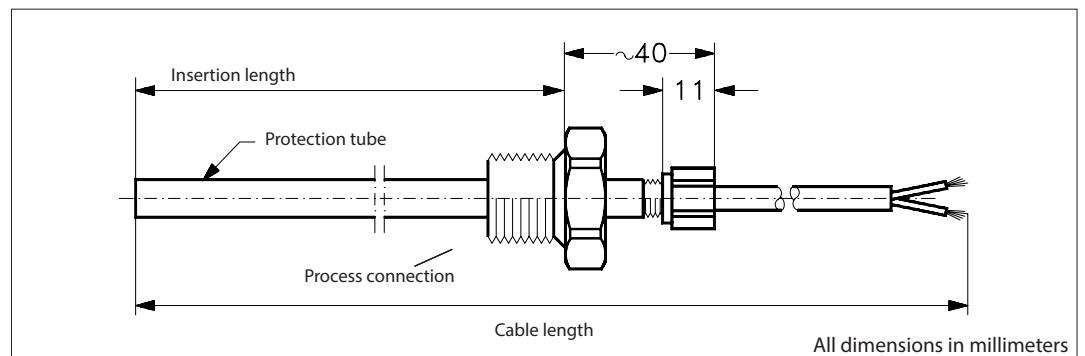
Max. ambient temperature	100 °C (limited by the O-ring sealing at cable entry)	
Sensor tolerance	EN 60751 class B: $\pm (0.3 + 0.005 \times t)$ t = temperature of medium, numerical value	
Vibration stability	Shock	100 g / 6 ms
	Vibrations	4 g sine function 5 – 200 Hz, measured acc. to IEC 60068-2-6
Enclosure	IP67	
Cable	PVC 2 x 0.25 mm ² Silicone 2 x 0.25 mm ² (2-wire) \v Silicone 4 x 0.14 mm ² (4-wire)	
Materials in contact with medium	W. no. 1.4571 (AISI 316 Ti)	

**Dimensions and colour code
MBT 153**



**Dimensions
MBT 5253**

MBT 5253: MBT 153 mounted in a MBT 120



Process connection	G ½ A, ½-14 NPT	G ¾ A
Width across flats	HEX 27	HEX 32

Danfoss can accept no responsibility for possible errors in catalogues, brochures and other printed material. Danfoss reserves the right to alter its products without notice. This also applies to products already on order provided that such alterations can be made without consequential changes being necessary in specifications already agreed. All trademarks in this material are property of the respective companies. Danfoss and the Danfoss logotype are trademarks of Danfoss A/S. All rights reserved.