

SPECIFICATION SHEET FOR NO₂ SENSOR TYPE NO2/M-100**PERFORMANCE CHARACTERISTICS**

Nominal Range	0 – 100 ppm
Maximum Overload	200 ppm
Expected Operation Life	2 years in air
Output Signal	-120 ± 30 nA/ppm
Resolution	0.5 ppm
Temperature Range	- 20 °C to + 50 °C
Pressure Range	Atmospheric ± 10 %
Pressure Coefficient	No data
t ₉₀ Response Time	< 40 sec
Relative Humidity Range	15 % to 90 % R.H. non-condensing
Typical Baseline Range (pure air, 20°C)	- 0.2 ppm to + 0.2 ppm
Maximum Zero Shift (+20°C to +40 °C)	0.2 ppm equivalent
Expected Long Term Output Drift	< 2 % signal loss/month
Recommended Load Resistor	33 Ohm
Bias Voltage	Not required
Repeatability	< 2 % of signal
Output Linearity	Linear

CROSS-SENSITIVITY DATA

Interfering Gas	Concentration	Reading
CO	300 ppm	0 ppm
SO ₂	5 ppm	0 ppm
Cl ₂	1 ppm	~ 1 ppm

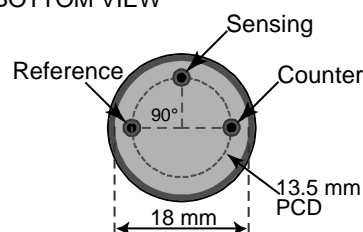
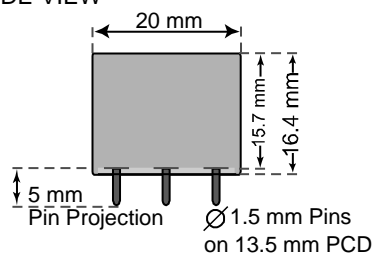
Performance data conditions:
20 °C, 50% RH and 1013 mbar

APPLICATIONS

Continuous Air Quality Monitoring
Safety and Environmental Control
For Portable Gas Detectors

PHYSICAL CHARACTERISTICS

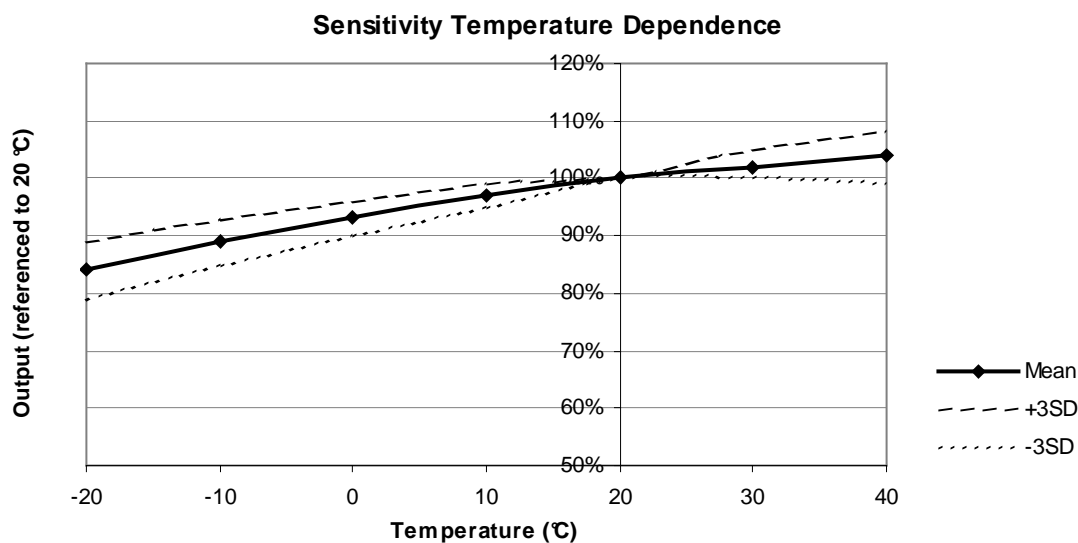
Weight	~ 5.4 g
Position Sensitivity	None
Storage Life	Six months in container
Recommended Storage Temperature	5 °C – 20 °C
Warranty Period	12 months from date of dispatch

Miniature-Size Outline Dimensions**BOTTOM VIEW****SIDE VIEW**

SPECIFICATION SHEET FOR NO₂ SENSOR TYPE NO2/M-100

TEMPERATURE DEPENDENCE

The output of an electrochemical sensor varies with temperature. The graphs below show the variation in output with temperature for this type of sensor. The results are shown in the graphs as a mean for two batches of sensors, along with confidence intervals corresponding to ± 3 times the standard deviation. The sensitivity dependence is expressed as a percentage of the signal at 20 °C.



The baseline is virtually not affected by changes in temperature.

The data contained in this document is for guidance only. Membrapor AG accepts no liability for any consequential losses, injury or damage resulting from the use of this document or the information contained within it. The data is given for guidance only. Customers should test under their own conditions, to ensure that the sensors are suitable for their own requirements.