

NDT1-220K Ultrasonic Transducer

- Low cost ultrasonic transducer
- Flexible Format
- 3 MHz nominal center frequency
- High Bandwidth; Low Q Performance
- Low Impedance



The **NDT1-220K** element offers outstanding ultrasonic transducer performance in a low-cost, flexible format for general-purpose use. 3 MHz nominal center frequency, with extremely low Q-factor of 1.3 (air-backed, into PMMA). Electrical impedance is well matched to conventional NDT instrumentation (pulsar/receivers). Unit-to-unit repeatability is very good. The transducer is robust, and conforms perfectly to cylindrical surfaces such as pipe or tank walls. Epoxies, transfer adhesives, or even double-coated tapes may be used as bonding agents.

Description	Model No.	Part No.
Dual layer 110 μm	NDT1-220K	1005935-1

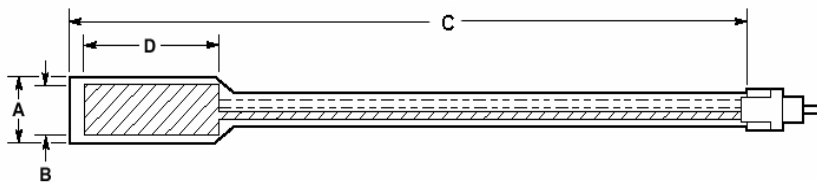
APPLICATIONS

- Liquid Presence/Absence (through-wall)
- Thickness Measurement (solids, elastomers)
- Liquid Depth (bottom-up)
- Speed of Sound Measurement
- Tamper Detection

FEATURES

- High Bandwidth, Low Q Performance
- Excellent Acoustic Match to Liquids, Polymers
- Low Electrical Impedance (30 to 100 ohms typ)
- Lightweight, Robust, Flexible Design
- Conforms to Flat or Curved Surfaces
- Low Cost, Disposable Transducers

Dimensions in Inches [in millimeters]



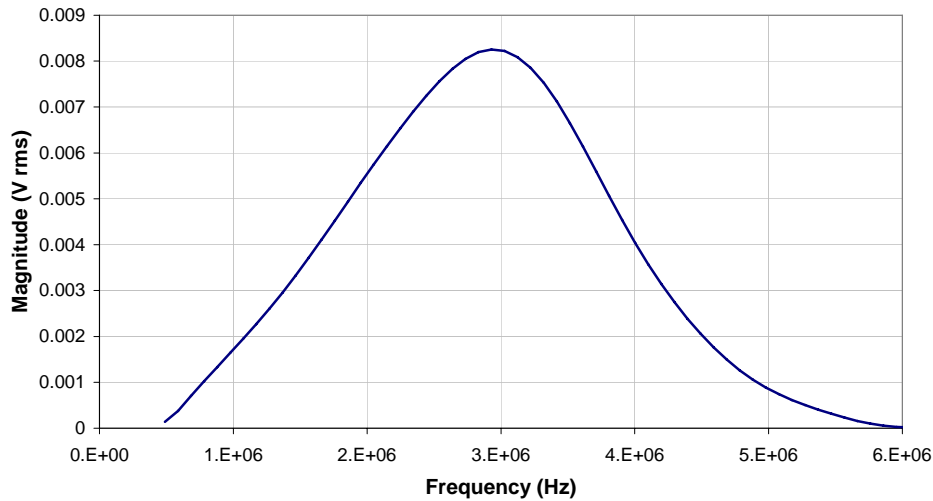
A (film)	B (electrode)	C (film)	D (electrode)
.650 [17]	.485 [12]	5.51 [140]	1.18 [30]

Connector provides two 0.025" square pins on 0.1" spacing and will mate with a wide range of FFC (flexible flat cable) receptacles.

NDT1-220K Ultrasonic Transducer

performance specifications

NDT1-220K Frequency Response



Typical properties/specifications

Typical Properties (at 25 °C)

Parameter	NDT1-220K	Units
Capacitance	670	pF @ 1 kHz
Center Frequency	3	MHz (in PPMA)
Lower -6 dB Freq	1.7	MHz
Upper -6 dB Freq	4.0	MHz
Q-Factor	1.3	(none)
Impedance at f(c)	100	ohms
Thickness (over length "C")	0.30	mm

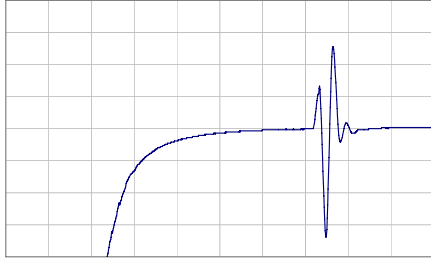
Environmental Specifications

Storage Temperature	-40 to +80 deg C
Operating Temperature	-20 to +60 deg C

NDT1-220K Ultrasonic Transducer

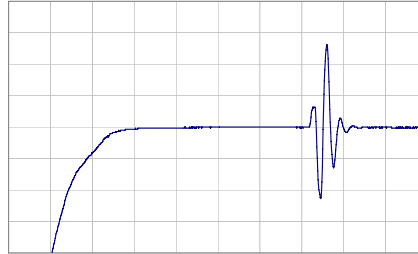
examples of typical receiver waveforms

damping = 0



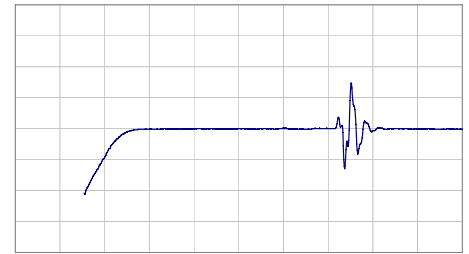
Y-axis: 0.2 V/div

damping = 5



Y-axis: 0.1 V/div

damping = 10

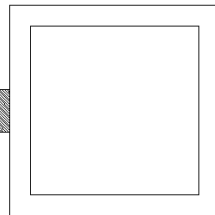
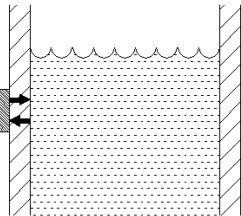


Y-axis: 10 mV/div

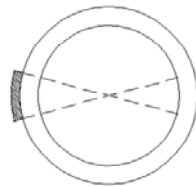
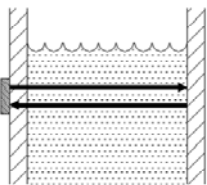
X-axis 1 μ s/div, overall system gain: +10 dB
(note: transmit pulse amplitude varies according to damping setting).

Traces above taken using NDT1-220K element bonded with epoxy resin to nominal 9.5 mm thickness PMMA block.

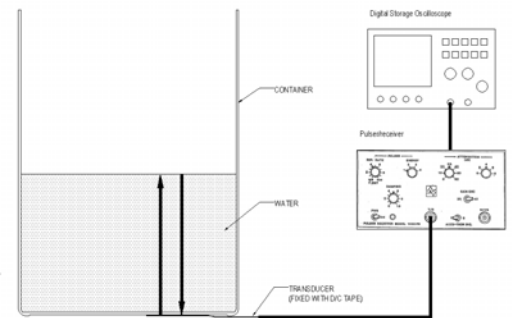
examples of applications



Liquid presence/absence in tank – through-wall



Liquid presence/absence in pipe or cylindrical vessel
(high S/N ratio)



Liquid depth in tank
(< 3 mm min depth, with polymer tank)

NDT1-220K Ultrasonic Transducer

The information in this sheet has been carefully reviewed and is believed to be accurate; however, no responsibility is assumed for inaccuracies. Furthermore, this information does not convey to the purchaser of such devices any license under the patent rights to the manufacturer. Measurement Specialties, Inc. reserves the right to make changes without further notice to any product herein. Measurement Specialties, Inc. makes no warranty, representation or guarantee regarding the suitability of its product for any particular purpose, nor does Measurement Specialties, Inc. assume any liability arising out of the application or use of any product or circuit and specifically disclaims any and all liability, including without limitation consequential or incidental damages. Typical parameters can and do vary in different applications. All operating parameters must be validated for each customer application by customer's technical experts. Measurement Specialties, Inc. does not convey any license under its patent rights nor the rights of others.

ordering information