

TO : _____

SPECIFICATION
OF
PYROELECTRIC PASSIVE
INFRARED SENSOR

MODEL NO. PD632 _____

PART NO. _____

PYROELECTRIC PASSIVE INFRARED SENSOR	PAGE	DRAWING NO.	REV. :
MODEL NO. PD632	1/5		A

SCOPE : THIS SPECIFICATION DESCRIBES A PYROELECTRIC PASSIVE INFRARED SENSOR

TYPE OF SENSOR : BALANCED DIFFERENTIAL (SERIES OPPOSED TYPE.)

PHYSICAL CONFIGURATION

- 1) APPEARANCE : THIS SENSOR IS CASED IN TO-5 METAL CAN WITH HERMETIC SEAL.
- 2) ELEMENT GEOMETRY AND ORIENTATION : SEE FIG. 1-B
- 3) LEAD TERMINAL CONFIGURATION : SEE FIGURE 1-C, 1-D
- 4) FIELD OF VIEW : 53° FROM EDGE OF ELEMENT ON AXIS X
: 48° FROM EDGE OF ELEMENT ON AXIS Y
: SEE FIGURE 1-A

ENVIRONMENTAL CHARACTERISTICS

- 1) OPERATING TEMPERATURE : -30°C ~ +70°C
- 2) STORAGE TEMPERATURE : -40°C ~ +80°C

ELECTRICAL CHARACTERISTICS (AT 25 C)

- 1) CIRCUIT CONFIGURATION : THREE-TERMINAL SENSOR WITH SOURCE FOLLOWER. SEE FIG. 2
- 2) SIGNAL OUTPUT : 2.4 Vp-p Typ.
(AT 1 Hz CHOPPING & 72.5 dB)
* SEE MEASURING METHOD IN FIG. 3
- 3) NOISE OUTPUT : 60 mVp-p Typ.
(FOR 20 SECONDS)
* SEE MEASURING METHOD IN FIG. 3

MODEL NO. : PD632 PART NO. :	PAGE 2/5	DRAWING NO.	REV. : A

4) OUTPUT BALANCE : 5 % Typ. (AT 1 Hz CHOPPING & 72.5 dB)

* PER FOLLOWING CALCULATIONS.

$$\left| \frac{V_A - V_B}{V_A + V_B} \right| \times 100$$

V_A : SIGNAL OUTPUT ON ELEMENT A
 V_B : SIGNAL OUTPUT ON ELEMENT B

5) OPERATING VOLTAGE : 3 ~ 10 V DC (R_S : 47K Ω)

6) SPECTRAL RANGE : DETERMINED BY FILTER

SUBSTRATE : SILICON, COATED

CUT ON (5% T ABS) : 6.5 \pm 0.5 μ m

TRANSMISSION : T > 80 % AVERAGE
BETWEEN 8 μ m AND 14 μ m

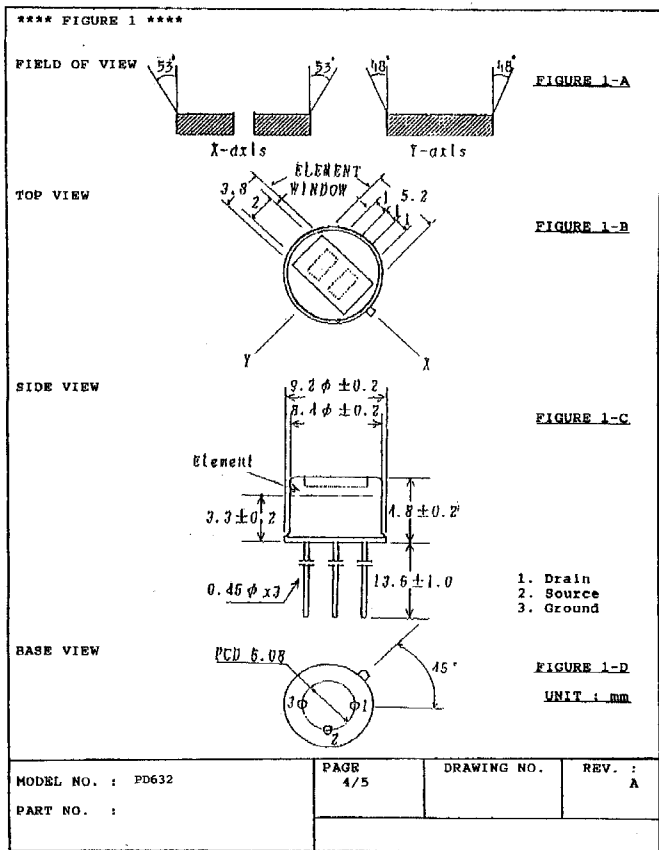
MODEL NO. : PD632

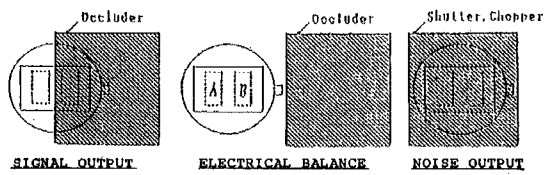
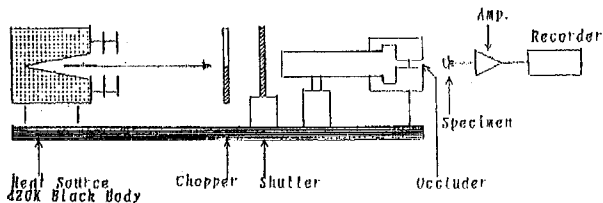
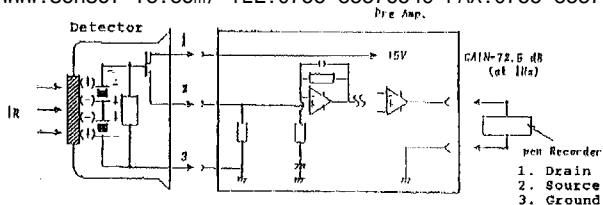
PAGE
3/5

DRAWING NO.

REV. :
A

PART NO. :





TEST SET-UP BLOCK DIAGRAM (FIGURE 3)

MODEL NO. : PD632	PAGE 5/5	DRAWING NO.	REV. : A
PART NO. :			