

Power PCB Relay RT2

2 pole 8 A, DC and AC-coil



- 2 C/O or 2 N/O contacts
- Sensitive coil 400 mW
- DC- or AC-coil
- 5 kV / 10 mm coil-contact
- Protection class II (VDE 0700)
- Height 15.7 mm
- Sockets with PCB-type or screw-type terminals

Applications

Domestic appliances, heating control, emergency lighting, modems

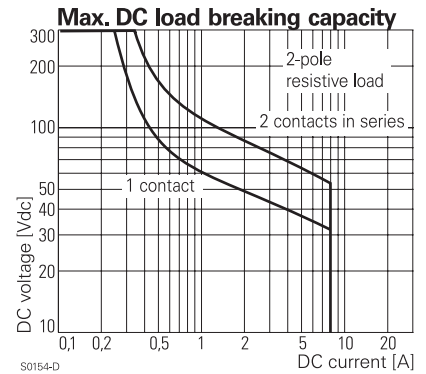
F0149-B



Technical data of approved types on request

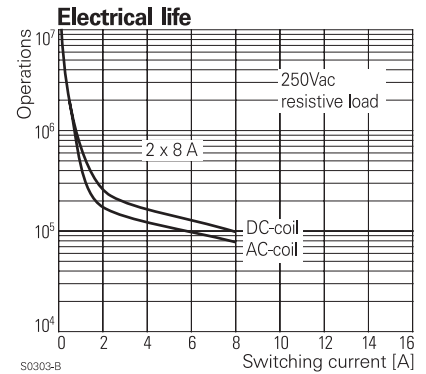
Contact data

Configuration	2 C/O contact or 2 N/O contact
Type of contact	single contact
Rated current	8 A
Rated voltage / max.breaking voltage AC	250 Vac / 440 Vac
Maximum breaking capacity AC	2000 VA
Make current (max. 4 s at duty cycle 10%)	15 A
Contact material	AgNi 90/10, AgNi 90/10gold plated



Contact life

Type	Load	Operations	Standard
RT 424	4 A, 230 Vac, cosφ=0.6	1.5x10 ⁵	Standard
RT 424	6 (2) A, 250 Vac, on the N/O- N/C contact		VDE 0631
RT 424	1/2 hp / 240 Vac, 1/4 hp / 120 Vac	6x10 ³	UL 508



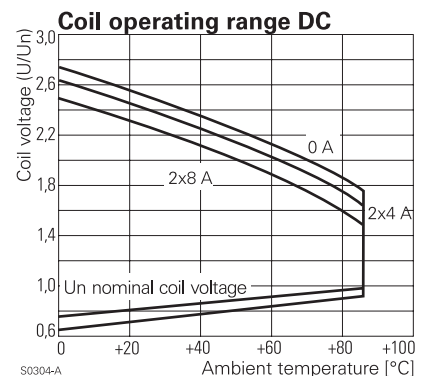
Coil data

Nominal voltage	DC coil	5...110 Vdc
	AC coil	24...230 Vac
Nominal coil power	DC coil	400 mW
	AC coil	0.75 VA
Operate category		2 / b

Coil versions, DC-coil

Coil code	Nominal voltage Vdc	Pull-in voltage Vdc	Release voltage Vdc	Maximum voltage Vdc	Coil resistance Ω	Coil current mA
005	5	3.5	0.5	12.7	62±10%	80.0
006	6	4.2	0.6	15.3	90±10%	66.7
012	12	8.4	1.2	30.6	360±10%	33.3
024	24	16.8	2.4	61.2	1440±10%	16.7
048	48	33.6	4.8	122.4	5520±10%	8.7
060	60	42.0	6.0	153.0	7340±12%	8.1
110	110	77.0	11.0	280.5	26600±12%	4.1

All figures are given for coil without preenergization, at ambient temperature +20°C
Other coil voltages on request



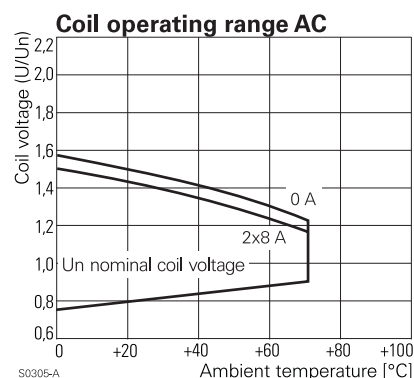
Power PCB Relay RT2

2 pole 8 A, DC and AC-coil

Coil versions, AC-coil

Coil code	Nominal voltage Vac	Pull-in voltage Vac	Release voltage Vac	Maximum voltage Vac	Coil resistance Ω	Coil current mA
524	24	18.0	3.6	36.0	350 \pm 10%	31.6
615	115	86.3	17.3	172.5	8100 \pm 15%	6.6
730	230	172.5	34.5	345.0	32500 \pm 15%	3.2

All figures are given for coil without preenergization, at ambient temperature +20°C



Insulation

Dielectric strength	coil-contacts	5000 V_{rms}
	open contact circuit	1000 V_{rms}
	adjacent contacts	2500 V_{rms}
Clearance / creepage		10 / 10 mm
Insulation to IEC 664/VDE 0110 (1/89)		
	Voltage rating	250 V
	Pollution degree	3
	Overvoltage category	III
Insulation to VDE 0110b (2/79)		
	Insulation category / reference voltage	C / 250

Other data

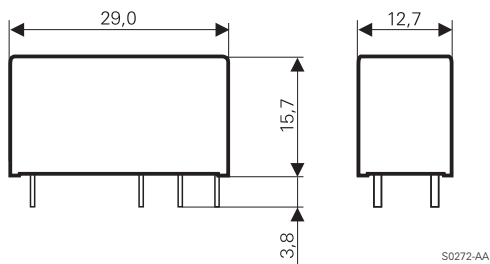
Ambient temperature		-40...+70 °C
Mechanical life	DC-coil	>30x10 ⁶ operations
	AC-coil	>5x10 ⁶ operations
Max. switching rate at rated- / minimum load		6 min ⁻¹ / 1200 min ⁻¹
Operate- / release time DC-coil		typ. 7 / 2 ms
Bounce time N/O contact/N/C contact		typ. 1 / 3 ms
Vibration resistance N/O / N/C contact		20 / 5 g, 30...300 Hz
Shock resistance (destruction)		100 g
Protection category		IP40 (IP67 on request)
Relay weight		13 g
Packaging unit		20 / 500 pcs.
Accessories		see accessories RT

Power PCB Relay RT2

2 pole 8 A, DC and AC-coil

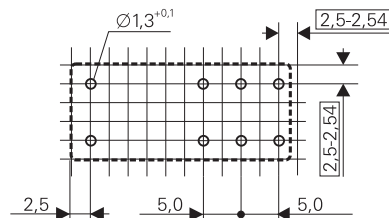
Dimensions

Dimensions in mm

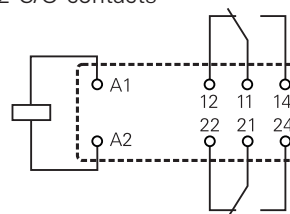


PCB layout / terminal assignment

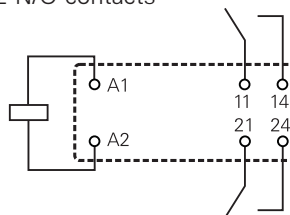
View on solder pins
Dimensions in mm



2 C/O contacts



2 N/O contacts



Ordering key

Type	R T			
Version	4 8 A, pinning 5 mm, flux-tight	4		
	E 8 A, pinning 5 mm, washable			
Contacts	2 2 C/O contacts	4	2 N/O contacts	
Contact material	4 AgNi 90/10	5	AgNi 90/10 gold plated (for type RT42.)	
Coil	Coil code: please refer to coil versions table			

Preferred types in bold print

Rights to change data / design reserved