



PCB Relay G2RL

High Capacity, Low Profile Relay

- Designed for cooking and HVAC controls: blower motor, damper, active air purification, duct flow boost fans, etc.
- 10 kV impulse surge withstand.
- Available in traditional full PCB mounting or with PCB coil driving terminals with quick connect (5 or 7.5 mm) contact load terminals.
- Provides high circuit insulation, with minimum 10 mm both creepages and clearances (8 mm for -1APT type).
- Meets EC required tracking resistance of CTI > 250.
- Class-F coil insulation standard. For high temperature appliance and HVAC applications, the -1APT type is related to 16A @ 250 VAC @105°C for 100K operations.
- Low 400 mW coil power consumption.
- UL, CSA and VDE approved.



Ordering Information

Classification		Enclosure ratings	Contact form			
			SPST-NO	SPDT	DPST-NO	DPDT
		Model				
Class-F	General-purpose	Flux protection	G2RL-1A	G2RL-1	G2RL-2A	G2RL-2
		Fully sealed	G2RL-1A4	G2RL-14	G2RL-2A4	G2RL-24
	High-capacity (-E)	Flux protection	G2RL-1A-E	G2RL-1-E	---	---
		Fully sealed	G2RL-1A4-E	G2RL-14-E	---	---
QC contact terminal		Flux protected	G2RL-1APT-E	---	---	---

Note: When ordering, add the rated coil voltage to the part number. Example: G2RL-1A DC12

MODEL NUMBER LEGEND

G2RL-□□□-□-□
1 2 3 4 5

1. Number of Poles

- 1: 1 pole
2: 2 poles

2. Contact Form

- None: □PDT
A: □PST-NO

3. Enclosure Ratings

- None: Flux protection (vented)
TP: Flux protection with quick-connect contact/load terminals (fully sealed in development)
4: Fully sealed (with "knock off vent nib")

4. Classification

- None: General purpose (not in -1APT type)
E: High capacity (1 pole)

5. Approved Standards

- None: UL, CSA, VDE, UL Class F Insulation

Specifications

■ COIL RATINGS

Rated voltage	5 VDC	12 VDC	24 VDC	48 VDC
Rated current	80.0 mA	33.33 mA	16.7 mA	8.96 mA
Coil resistance	62.5 Ω	360 Ω	1,440 Ω	5,358 Ω
Coil inductance (H) (ref. value)	Armature OFF	0.18	1.01	4.19
	Armature ON	0.44	2.47	9.72
Must operate voltage	70% max. of the rated voltage			
Must release voltage	10% min. of the rated voltage			
Max. voltage	130% of the rated voltage (at 85°C;105°C for -1APT type)			
Power consumption	Approx. 400 mW			Approx. 430 mW

■ CONTACT RATINGS

Number of poles	1 pole	2 poles
Contact material	AgSnO ₂	AgNi
Load	Resistive load (cosφ=1)	Resistive load (cosφ=1)
Rated load	12 A (16 A) at 250 VAC 12 A (16 A) at 24 VDC	8 A at 250 VAC 8 A at 30 VDC
Rated carry current	12 A (16 A)	8 A (70°C)/5 A (85°C)
Max. operating voltage	440 VAC, 300 VDC	
Max. operating current	12 A (16 A)	8 A
Max. switching power	3,000 VA (4,000 VA), 288 W (384 W)	
Minimum load	40 mA @ 24 VDC (vented)	20 mA @ 24 VDC (sealed)

Note: Values in parentheses are those for the high-capacity and quick connect models.

■ CHARACTERISTICS

Item	1 pole	2 poles
Contact resistance	100 mΩ max.	
Operate (set) time	Approx. 7 ms	
Release (reset) time	Approx. 2 ms	
Max. operating frequency	Mechanical: 18,000 operation/hr Electrical: 1,800 operation/hr at rated load	
Insulation resistance	1,000 MΩ min. (at 500 VDC)	
Dielectric strength	5,000 VAC, 1 min between coil and contacts 1,000 VAC, 1 min between contacts of same polarity	5,000 VAC, 1 min between coil and contacts 2,500 VAC, 1 min between contacts of different polarity 1,000 VAC, 1 min between contacts of same polarity
Impulse withstand voltage	10 kV (1.2×50 μs) between coil and contact	
Vibration resistance	Destruction: 10 to 55 Hz, 1.5-mm double amplitude Malfunction: 10 to 55 Hz, 1.5-mm double amplitude	
Shock resistance	Destruction: 1,000 m/s ² Malfunction: Energized: 100 m/s ² Not energized: 100 m/s ²	
Life expectancy (Mechanical)	20,000,000 operations (at 18,000 operations/hr)	
Ambient temperature	Operating: -40°C to 85°C (with no icing) (G2RL-1APT 105°C max) Storage: -40°C to 85°C (with no icing)	
Ambient humidity	35% to 85%	
Weight	Approx. 12 g	
Packaging	Standard: 20 relays/stick -1APT: 40 relays/tray	

■ APPROVED STANDARDS

UL508 (File No. E41643)/CSA C22.2 (No.14) (File No. LR31928)

Part number	Contact form	Coil ratings	Contact ratings
G2RL-1A	SPST-NO	3 to 48 VDC	12 A at 250 VAC (General use), 100k ops. 12 A at 24 VDC (Resistive), 50k ops. 1/3 hp, 120 VAC, 30k ops., 60°C
G2RL-1	SPDT		16 A at 250 VAC (General use), 100k ops. 16 A at 24 VDC (Resistive), 50k ops. 20 A at 240 VAC (General use), 85°C 15 A at 240 VAC (General use), 105°C 1/2 hp, 120 VAC, 100k ops., 70°C (NO)
G2RL-1A-E	SPST-NO (High capacity)		
G2RL-1ATP-E	SPST-NO (QC contact terminals)	DC12, DC24	16 A at 250 VAC (Resistive), 100k ops. 105°C
G2RL-1-E	SPDT (High capacity)	3 to 48 VDC	16 A at 250 VAC (General use), 100k ops. 16 A at 24 VDC (Resistive), 50k ops. 20 A at 240 VAC (General use), 85°C 15 A at 240 VAC (General use), 105°C 1/2 hp, 120 VAC, 100k ops., 70°C (NO)
G2RL-2A	DPST-NO		8 A at 277 VAC (General use), 100k ops. 8 A at 30 VDC (Resistive), 100k ops.
G2RL-2	DPDT		

VDE (VDE0435)

Part number	Contact form	Coil ratings	Contact ratings
G2RL	1 pole	5, 12, 18, 22, 24, 48 VDC	12 A at 250 VAC ($\cos\phi=1$) 12 A at 24 VDC (L/R=0 ms) AC15: 3 A at 240 VAC DC13: 2.5 A at 24 VDC, 50 ms
	1 pole (High capacity)		16 A at 250 VAC ($\cos\phi=1$) 16 A at 24 VDC (L/R=0 ms) AC15: 3 A at 240 VAC (NO) 1.5 A at 240 VAC (NC) DC13: 2.5 A at 24 VDC (NO), 50 ms
	2 poles		8 A at 250 VAC ($\cos\phi=1$) 8 A at 24 VDC (L/R=0 ms) AC15: 1.5 A at 240 VAC DC13: 2 A at 30 VDC, 50 ms

Note: To achieve approved life cycles on sealed models, the relay should be vented by removing "knock off vent nib" on top of relay case after the soldering/washing process.

Electrical Life Data

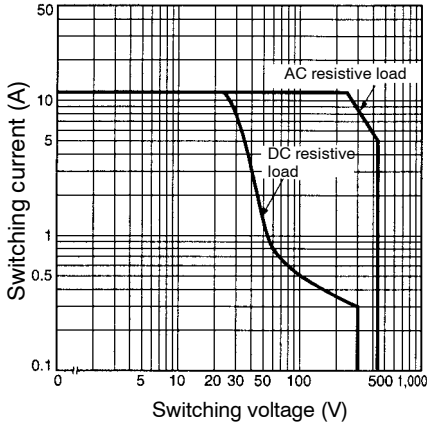
Part number	Contact rating	Minimum operations
G2RL-1-E	16 A at 250 VAC ($\cos\phi=1$)	100,000 operations min. (1 sec. ON / 9 sec. OFF)
	16 A at 24 VDC	30,000 operations min.
	8 A at 250 VAC ($\cos\phi=0.4$)	200,000 operations min. (N.O. side operation)
	8 A at 30 VDC (L/R=7 ms)	10,000 operations min.
G2RL-1	12 A at 250 VAC ($\cos\phi=1$)	100,000 operations min. (1 sec. ON / 9 sec. OFF)
	12 A at 24 VDC	30,000 operations min.
	5 A at 250 VAC ($\cos\phi=0.4$)	150,000 operations min.
	5 A at 30 VDC (L/R=7 ms)	20,000 operations min.
G2RL-2	8 A at 250 VAC ($\cos\phi=1$)	100,000 operations min. (1 sec. ON / 9 sec. OFF)
	8 A at 30 VDC	30,000 operations min.
G2RL-1A-E	Pilot duty (A300), 250 VAC	250,000 operations min. (1 sec. ON / 9 sec OFF)
	Pilot duty (A300), 125 VAC	150,000 operations min. (1 sec. ON / 9 sec OFF)
G2RL-1ATP-E	16A at 250 VAC	100,000 operations min.

- Note:**
- The results shown reflect minimum cycles using a very severe duty cycle of 1 sec ON/1 sec OFF (unless otherwise specified above).
 - In order to obtain the full rated life cycles on the fully sealed models, the relay should be properly vented by removing the "knock off vent nib" on top of the relay case after the soldering / washing process of the P.C.B.
Contact Omron for applications where venting of the sealed relay is not possible.

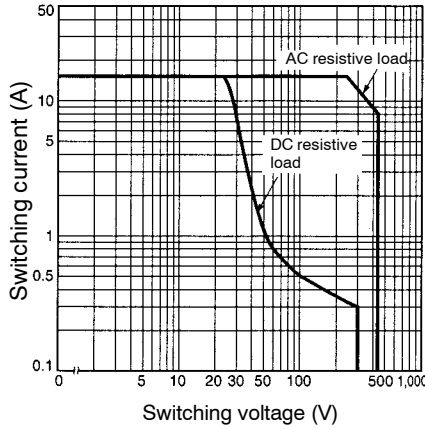
Engineering Data

MAXIMUM SWITCHING CAPACITY

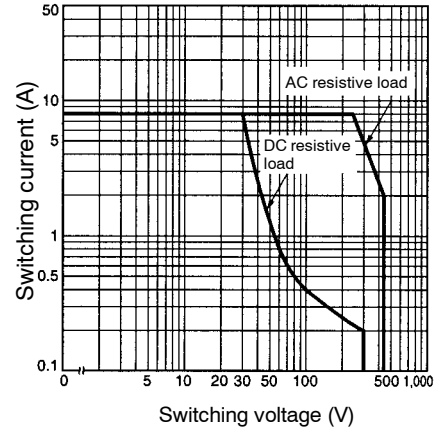
G2RL-1A, G2RL-1



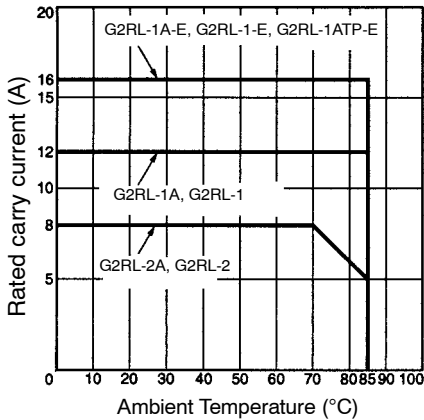
G2RL-1A-E, G2RL-1-E, G2RL-1ATP-E



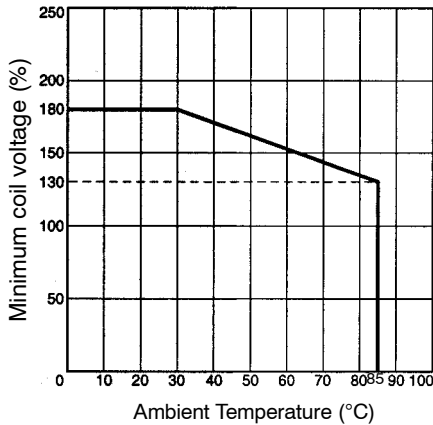
G2RL-2A, G2RL-2



AMBIENT TEMPERATURE VS RATED CARRY CURRENT



AMBIENT TEMPERATURE VS MAXIMUM COIL VOLTAGE



Note: The maximum coil voltage refers to the maximum value in a varying range of operating power voltage, not a continuous voltage.

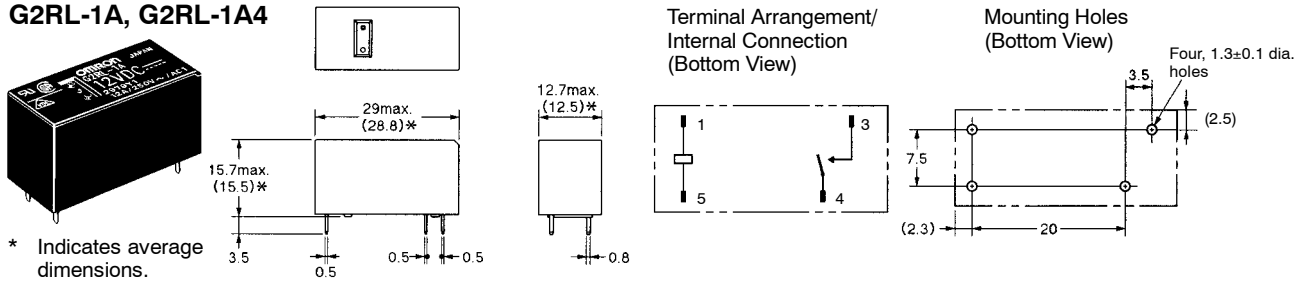
Connections

Company	Description	Model Number
JST	TP5 Housing	RSFP-3V
	TP5 Contact	SRSF-61T-250A
	TP7 Housing	PS-250-A
	TP7 Contact	SPS-61T-250
AMP	TP5 Connector	928344-2
	TP7 Positive Locking Housing	178833
	TP7 Contact for 178833	170327, 8, 9
Molex	TP5 RAST5 Female Connector	90835-0001

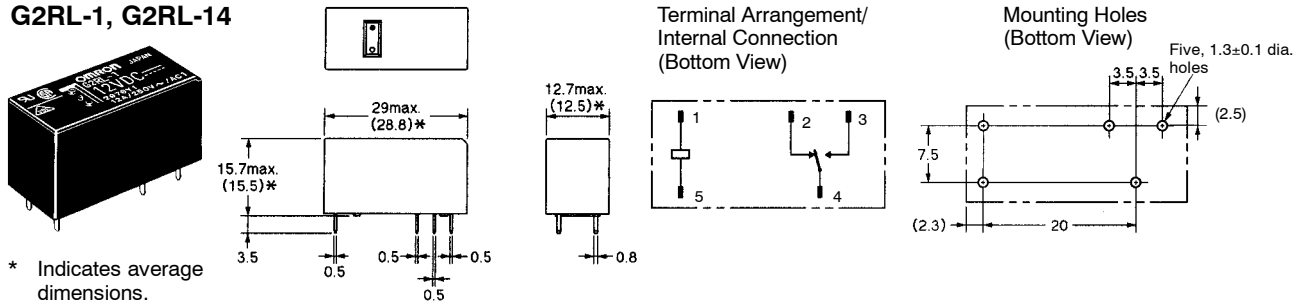
Dimensions

Unit: mm (inch)

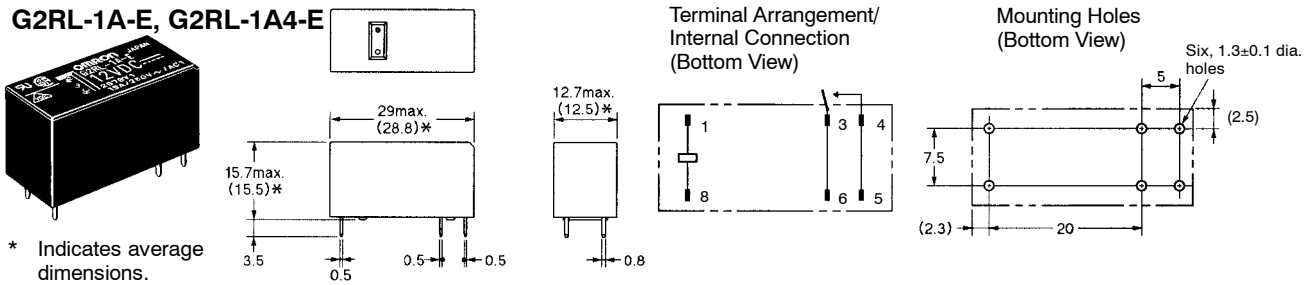
G2RL-1A, G2RL-1A4



G2RL-1, G2RL-14

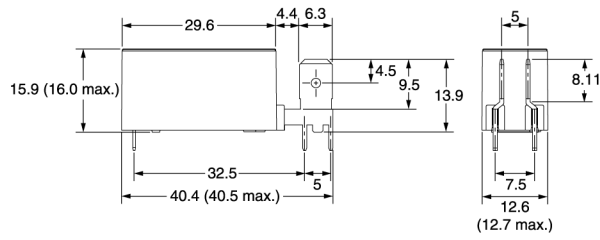
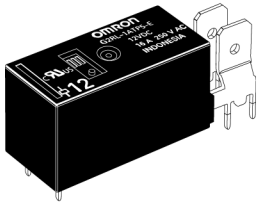


G2RL-1A-E, G2RL-1A4-E

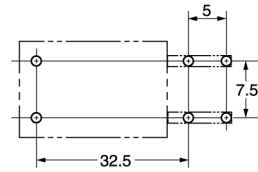




G2RL-1ATP5-E



PCB Mounting Holes
(Bottom View)

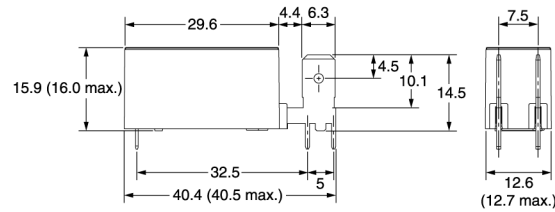
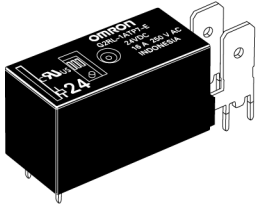


Terminal Arrangement/
Internal Connection
(Bottom View)

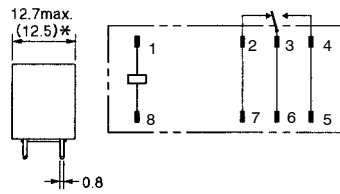


(Note: quick-connect terminals are bare copper alloy.)

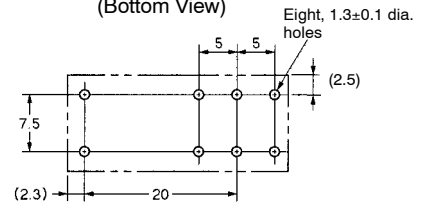
G2RL-1ATP7-E



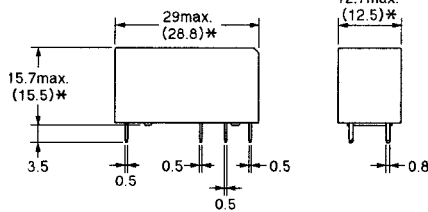
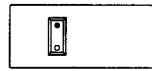

Terminal Arrangement/
Internal Connection
(Bottom View)



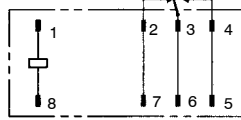
Mounting Holes
(Bottom View)



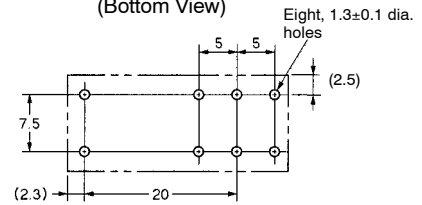
G2RL-1-E, G2RL-14-E



Terminal Arrangement/
Internal Connection
(Bottom View)

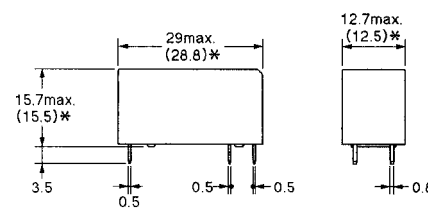
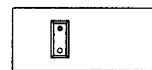



Mounting Holes
(Bottom View)

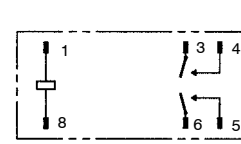


* Indicates average dimensions.

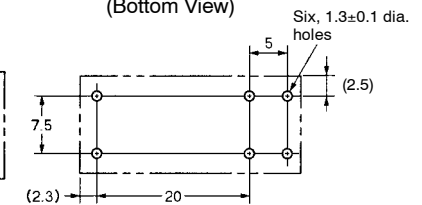
G2RL-2A, G2RL-2A4



Terminal Arrangement/
Internal Connection
(Bottom View)

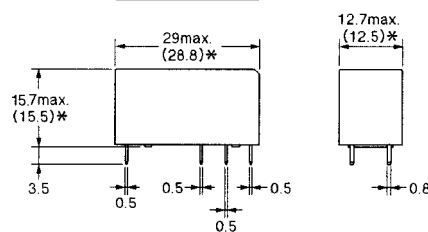
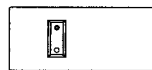



Mounting Holes
(Bottom View)

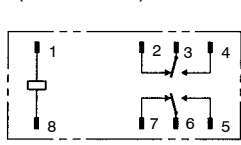


* Indicates average dimensions.

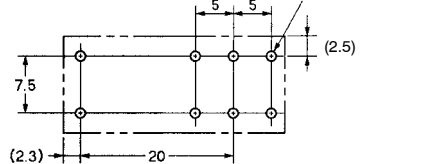
G2RL-2, G2RL-24



Terminal Arrangement/
Internal Connection
(Bottom View)



Mounting Holes
(Bottom View)



* Indicates average dimensions.

Omron Electronic Components, LLC

Terms and Conditions of Sales

I. GENERAL

- Definitions:** The words used herein are defined as follows.
 - Terms:** These terms and conditions
 - Seller:** Omron Electronic Components LLC and its subsidiaries
 - Buyer:** The buyer of Products, including any end user in section III through VI
 - Products:** Products and/or services of Seller
 - Including:** Including without limitation
- Offer/Acceptance:** These Terms are deemed part of all quotations, acknowledgments, invoices, purchase orders and other documents, whether electronic or in writing, relating to the sale of Products by Seller. Seller hereby objects to any Terms proposed in Buyer's purchase order or other documents which are inconsistent with, or in addition to, these Terms.
- Distributor:** Any distributor shall inform its customer of the contents after and including section III of these Terms.

II. SALES

- Prices/Payment:** All prices stated are current, subject to change without notice by Seller. Buyer agrees to pay the price in effect at time of shipment. Payments for Products received are due net 30 days unless otherwise stated in the invoice. Buyer shall have no right to set off any amounts against the amount owing in respect of this invoice.
- Discounts:** Cash discounts, if any, will apply only on the net amount of invoices sent to Buyer after deducting transportation charges, taxes and duties, and will be allowed only if (a) the invoice is paid according to Seller's payment terms and (b) Buyer has no past due amounts owing to Seller.
- Interest:** Seller, at its option, may charge Buyer 1.5% interest per month or the maximum legal rate, whichever is less, on any balance not paid within the stated terms.
- Orders:** Seller will accept no order less than 200 U.S. dollars net billing.
- Currencies:** If the prices quoted herein are in a currency other than U.S. dollars, Buyer shall make remittance to Seller at the then current exchange rate most favorable to Seller; provided that if remittance is not made when due, Buyer will convert the amount to U.S. dollars at the then current exchange rate most favorable to Seller available during the period between the due date and the date remittance is actually made.
- Governmental Approvals:** Buyer shall be responsible for all costs involved in obtaining any government approvals regarding the importation or sale of the Products.
- Taxes:** All taxes, duties and other governmental charges (other than general real property and income taxes), including any interest or penalties thereon, imposed directly or indirectly on Seller or required to be collected directly or indirectly by Seller for the manufacture, production, sale, delivery, importation, consumption or use of the Products sold hereunder (including customs duties and sales, excise, use, turnover and license taxes) shall be charged to and remitted by Buyer to Seller.
- Financial:** If the financial position of Buyer at any time becomes unsatisfactory to Seller, Seller reserves the right to stop shipments or require satisfactory security or payment in advance. If Buyer fails to make payment or otherwise comply with these Terms or any related agreement, Seller may (without liability and in addition to other remedies) cancel any unshipped portion of Products sold hereunder and stop any Products in transit until Buyer pays all amounts, including amounts payable hereunder, whether or not then due, which are owing to it by Buyer. Buyer shall in any event remain liable for all unpaid accounts.
- Cancellation/Etc:** Orders are not subject to rescheduling or cancellation unless Buyer indemnifies Seller fully against all costs or expenses arising in connection therewith.
- Force Majeure:** Seller shall not be liable for any delay or failure in delivery resulting from causes beyond its control, including earthquakes, fires, floods, strikes or other labor disputes, shortage of labor or materials, accidents to machinery, acts of sabotage, riots, delay in or lack of transportation or the requirements of any government authority.
- Shipping/Delivery:** Unless otherwise expressly agreed in writing by Seller:
 - All sales and shipments of Products shall be FOB shipping point (unless otherwise stated in writing by Seller), at which point title to and all risk of loss of the Products shall pass from Seller to Buyer, provided that Seller shall retain a security interest in the Products until the full purchase price is paid by Buyer;
 - Delivery and shipping dates are estimates only; and
 - Seller will package Products as it deems proper for protection against normal handling and extra charges apply to special conditions.
- Claims:** Any claim by Buyer against Seller for shortage or damage to the Products occurring before delivery to the carrier must be presented in detail in writing to Seller within 30 days of receipt of shipment.

III. PRECAUTIONS

- Suitability:** IT IS THE BUYER'S SOLE RESPONSIBILITY TO ENSURE THAT ANY OMRON PRODUCT IS FIT AND SUFFICIENT FOR USE IN A MOTORIZED VEHICLE APPLICATION. BUYER SHALL BE SOLELY RESPONSIBLE FOR DETERMINING APPROPRIATENESS OF THE PARTICULAR PRODUCT WITH RESPECT TO THE BUYER'S APPLICATION INCLUDING (A) ELECTRICAL OR ELECTRONIC COMPONENTS, (B) CIRCUITS, (C) SYSTEM ASSEMBLIES, (D) END PRODUCT, (E) SYSTEM, (F) MATERIALS OR SUBSTANCES OR (G) OPERATING ENVIRONMENT. Buyer acknowledges that it alone has determined that the Products will meet their requirements of the intended use in all cases. Buyer must know and observe all prohibitions of use applicable to the Product/s.
- Use with Attention:** The followings are some examples of applications for which particular attention must be given. This is not intended to be an exhaustive list of all possible use of any Product, nor to imply that any use listed may be suitable for any Product:

- Outdoor use, use involving potential chemical contamination or electrical interference.
 - Use in consumer Products or any use in significant quantities.
 - Energy control systems, combustion systems, railroad systems, aviation systems, medical equipment, amusement machines, vehicles, safety equipment, and installations subject to separate industry or government regulations.
 - Systems, machines, and equipment that could present a risk to life or property.
- Prohibited Use:** NEVER USE THE PRODUCT FOR AN APPLICATION INVOLVING SERIOUS RISK TO LIFE OR PROPERTY WITHOUT ENSURING THAT THE SYSTEM AS A WHOLE HAS BEEN DESIGNED TO ADDRESS THE RISKS, AND THAT THE PRODUCT IS PROPERLY RATED AND INSTALLED FOR THE INTENDED USE WITHIN THE OVERALL EQUIPMENT OR SYSTEM.
 - Motorized Vehicle Application:** USE OF ANY PRODUCT/S FOR A MOTORIZED VEHICLE APPLICATION MUST BE EXPRESSLY STATED IN THE SPECIFICATION BY SELLER.
 - Programmable Products:** Seller shall not be responsible for the Buyer's programming of a programmable Product.

IV. WARRANTY AND LIMITATION

- Warranty:** Seller's exclusive warranty is that the Products will be free from defects in materials and workmanship for a period of twelve months from the date of sale by Seller (or such other period expressed in writing by Seller). SELLER MAKES NO WARRANTY OR REPRESENTATION, EXPRESS OR IMPLIED, ABOUT ALL OTHER WARRANTIES, NON-INFRINGEMENT, MERCHANTABILITY OR FITNESS FOR A PARTICULAR PURPOSE OF THE PRODUCTS.
- Buyer Remedy:** Seller's sole obligation hereunder shall be to replace (in the form originally shipped with Buyer responsible for labor charges for removal or replacement thereof) the non-complying Product or, at Seller's election, to repay or credit Buyer an amount equal to the purchase price of the Product; provided that there shall be no liability for Seller or its affiliates unless Seller's analysis confirms that the Products were handled, stored, installed and maintained and not subject to contamination, abuse, misuse or inappropriate modification. Return of any Products by Buyer must be approved in writing by Seller before shipment.
- Limitation on Liability:** SELLER AND ITS AFFILIATES SHALL NOT BE LIABLE FOR SPECIAL, INDIRECT, INCIDENTAL OR CONSEQUENTIAL DAMAGES, LOSS OF PROFITS OR PRODUCTION OR COMMERCIAL LOSS IN ANY WAY CONNECTED WITH THE PRODUCTS, WHETHER SUCH CLAIM IS BASED IN CONTRACT, WARRANTY, NEGLIGENCE OR STRICT LIABILITY. FURTHER, IN NO EVENT SHALL LIABILITY OF SELLER OR ITS AFFILIATES EXCEED THE INDIVIDUAL PRICE OF THE PRODUCT ON WHICH LIABILITY IS ASSERTED.
- Indemnities:** Buyer shall indemnify and hold harmless Seller, its affiliates and its employees from and against all liabilities, losses, claims, costs and expenses (including attorney's fees and expenses) related to any claim, investigation, litigation or proceeding (whether or not Seller is a party) which arises or is alleged to arise from Buyer's acts or omissions under these Terms or in any way with respect to the Products.

V. INFORMATION; ETC.

- Intellectual Property:** The intellectual property embodied in the Products is the exclusive property of Seller and its affiliates and Buyer shall not attempt to duplicate it in any way without the written permission of Seller. Buyer (at its own expense) shall indemnify and hold harmless Seller and defend or settle any action brought against Seller to the extent that it is based on a claim that any Product made to Buyer specifications infringed intellectual property rights of another party.
- Property/Confidentiality:** Notwithstanding any charges to Buyer for engineering or tooling, all engineering and tooling shall remain the exclusive property of Seller. All information and materials supplied by Seller to Buyer relating to the Products are confidential and proprietary, and Buyer shall limit distribution thereof to its trusted employees and strictly prevent disclosure to any third party.
- Performance Data:** Performance data is provided as a guide in determining suitability and does not constitute a warranty. It may represent the result of Seller's test conditions, and the users must correlate it to actual application requirements.
- Change In Specifications:** Product specifications and description may be changed at any time based on improvements or other reasons. It is Seller's practice to change part numbers when published ratings or features are changed, or when significant engineering changes are made. However, some specifications of the Product may be changed without any notice.
- Errors And Omissions:** The information on Seller's website or in other documentation has been carefully checked and is believed to be accurate; however, no responsibility is assumed for clerical, typographical or proofreading errors or omissions.
- Export Controls:** Buyer shall comply with all applicable laws, regulations and licenses regarding (a) export of the Products or information provided by Seller; (b) sale of Products to forbidden or other proscribed persons or organizations; (c) disclosure to non-citizens of regulated technology or information.

VI. MISCELLANEOUS

- Waiver:** No failure or delay by Seller in exercising any right and no course of dealing between Buyer and Seller shall operate as a waiver of rights by Seller.
- Assignment:** Buyer may not assign its rights hereunder without Seller's written consent.
- Law:** These Terms are governed by Illinois law (without regard to conflict of laws). Federal and state courts in Illinois have exclusive jurisdiction for any dispute hereunder.
- Amendment:** These Terms constitute the entire agreement between Buyer and Seller relating to the Products, and no provision may be changed or waived unless in writing signed by the parties.
- Severability:** If any provision hereof is rendered ineffective or invalid, such provision shall not invalidate any other provision.

Certain Precautions on Specifications and Use

1. **Suitability of Use.** Seller shall not be responsible for conformity with any standards, codes or regulations which apply to the combination of the Product in Buyer's application or use of the Product. At Buyer's request, Seller will provide applicable third party certification documents identifying ratings and limitations of use which apply to the Product. This information by itself is not sufficient for a complete determination of the suitability of the Product in combination with the end product, machine, system, or other application or use. Buyer shall be solely responsible for determining appropriateness of the particular Product with respect to Buyer's application, product or system. Buyer shall take application responsibility in all cases but the following is a non-exhaustive list of applications for which particular attention must be given:
 - (i) Outdoor use, uses involving potential chemical contamination or electrical interference, or conditions or uses not described in this document.
 - (ii) Energy control systems, combustion systems, railroad systems, aviation systems, medical equipment, amusement machines, vehicles, safety equipment, and installations subject to separate industry or government regulations.
 - (iii) Use in consumer products or any use in significant quantities.
 - (iv) Systems, machines and equipment that could present a risk to life or property. Please know and observe all prohibitions of use applicable to this product.

NEVER USE THE PRODUCT FOR AN APPLICATION INVOLVING SERIOUS RISK TO LIFE OR PROPERTY WITHOUT ENSURING THAT THE SYSTEM AS A WHOLE HAS BEEN DESIGNED TO ADDRESS THE RISKS, AND THAT THE OMRON PRODUCT IS PROPERLY RATED AND INSTALLED FOR THE INTENDED USE WITHIN THE OVERALL EQUIPMENT OR SYSTEM.
2. **Programmable Products.** Seller shall not be responsible for the user's programming of a programmable product, or any consequence thereof.
3. **Performance Data.** Performance data given in this publication is provided as a guide for the user in determining suitability and does not constitute a warranty. It may represent the result of Seller's test conditions, and the users must correlate it to actual application requirements. Actual performance is subject to Seller's Warranty and Limitations of Liability.
4. **Change in Specifications.** Product specifications and accessories may be changed at any time based on improvements and other reasons. It is our practice to change part numbers when published ratings or features are changed, or when significant construction changes are made. However, some specifications of the Product may be changed without any notice. When in doubt, special part numbers may be assigned to fix or establish key specifications for your application. Please consult with your Seller representative at any time to confirm actual specifications of purchased Product.
5. **Errors and Omissions.** The information in this publication has been carefully checked and is believed to be accurate; however, no responsibility is assumed for clerical, typographical or proofreading errors, or omissions.
6. **RoHS Compliance.** Where indicated, our products currently comply, to the best of our knowledge as of the date of this publication, with the requirements of the European Union's Directive on the Restriction of certain Hazardous Substances ("RoHS"), although the requirements of RoHS do not take effect until July 2006. These requirements may be subject to change. Please consult our website for current information.

Complete "Terms and Conditions of Sale" for product purchase and use are on Omron's website at www.omron.com/oei – under the "About Us" tab, in the Legal Matters section.

ALL DIMENSIONS SHOWN ARE IN MILLIMETERS.

To convert millimeters into inches, multiply by 0.03937. To convert grams into ounces, multiply by 0.03527.

OMRON
OMRON ELECTRONIC
COMPONENTS LLC
55 E. Commerce Drive, Suite B
Schaumburg, IL 60173
847-882-2288

OMRON ON-LINE

Global - <http://www.omron.com>
USA - <http://www.omron.com/oei>
Canada - <http://www.omron.ca>