

Thermopile Module With Lens Optics

Type HTIA Ex L4.4 F5.5 Tx



General information about HTIA models are described in "Application Note Thermopile Module Analog".

Features and Benefits

- PCB mounted with connector
- 5V supply voltage
- 2 analog voltage outputs (thermopile sensor and temperature reference)
- Low response time of 5ms
- Lens optics of focal length 4.4mm resulting in 5:1 D:S ratio
- Absorber size 0.61mm x 0.61mm
- Factory calibrated to default object temperature range upto 500°C
- IR transmission >70% % within wavelength range 7.5µm to 13µm
- Optional with internal temperature compensation (type HTIA EC)

Ordering Information

HTIA -> Heimann thermopile sensor and integrated circuit on pcb

Ex -> cap TO39 for lens L4.4

x->„U“ sensor signal not compensated ;

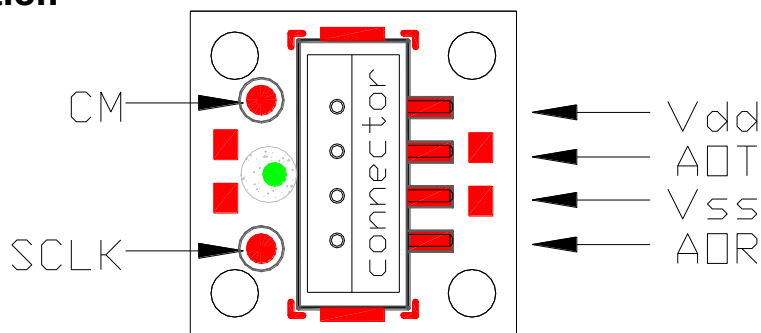
x->„C“ sensor signal internal compensated

L4.4 F5.5 -> lens of silicon, focal length 4.4mm , coated lwp cut on 5.5µm

Tx -> object temperature upper limit

Sample: HTIA EU L4.4 F5.5 T100 , without internal compensation , object temperature range up to 100°C within output voltage range

Pin Configuration



Symbol	Description
VDD	Positive supply voltage
VSS	Negative supply voltage / Ground (0V)
AOT	Analogue output voltage Thermopile sensor
AOR	Analogue output voltage Temperature reference
SCLK CM	Programming pins for factory setting

Thermopile Module With Lens Optics
Type HTIA Ex L4.4 F5.5 Tx



Electrical and Operating Conditions

<i>Parameter</i>	<i>Typical Value</i>	<i>Unit</i>	<i>Condition</i>
Supply voltage VDD	4.5 .. 5 .. 5.5	V	+Vs
Supply voltage VSS	0	V	-Vs , ground
Supply current	1 .. 1.7 .. 2.2	mA	without load
Output voltage range	0.3 .. VDD-0.3	V	
Start up time after POR	Max. 0.5	sec	electrical start up
Output resistance	< 10	Ohm	f < 100Hz
Output load	> 20	kOhm	for optimal operation
Sensor absorbing area	0.61 x 0.61	mm ²	sensor type TP1
Object temperature range	-30 .. +500	°C	factory default setting
Sensor amplification	150 .. 5500		output AOT, factory default
Response time sensor	5	msec	t/T = 63%
Temperature reference voltage at 25°C	1.225	V	output AOR, factory default
Sensitivity temperature reference	15 (10 .. 16)	mV/°C	output AOR ; factory default type "U" (type "C")
Operating temperature	-20.. 120	°C	

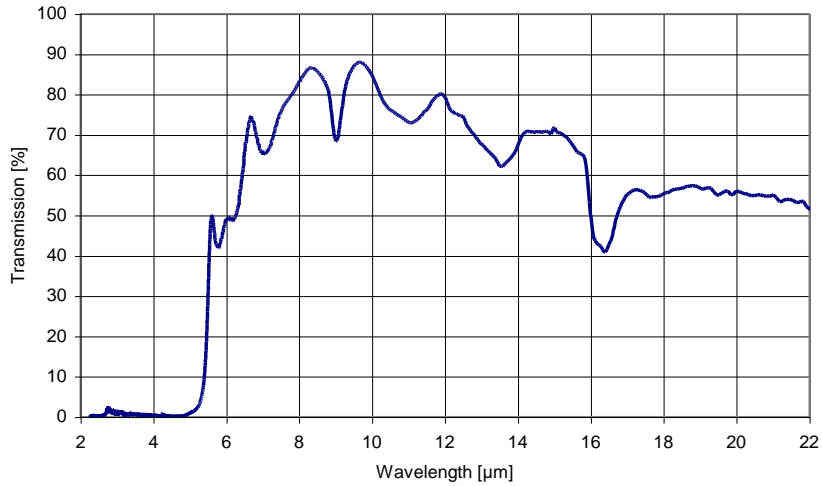
Infrared Transmission

<i>parameter</i>	<i>minimum</i>	<i>typical</i>	<i>maximum</i>
Cut on wavelength	5.2µm	5.5µm	5.8µm
Average transmission from 7.5µm to 13.5µm	70%		
Average transmission from visual to 5µm			0.5%

Thermopile Module With Lens Optics
Type HTIA Ex L4.4 F5.5 Tx

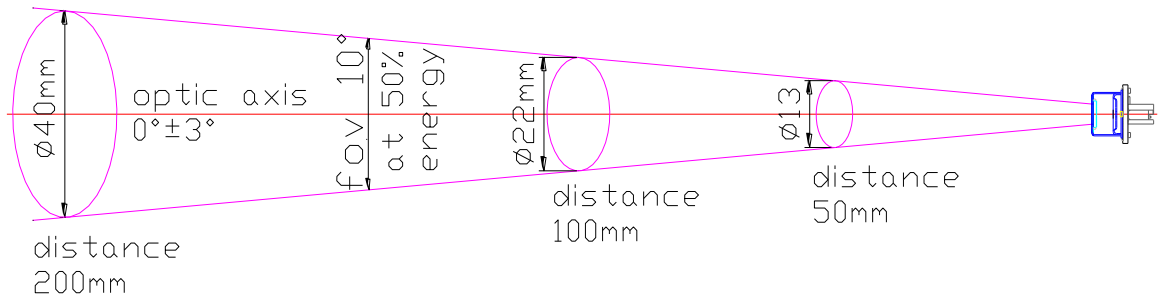


Sample Curve Transmission

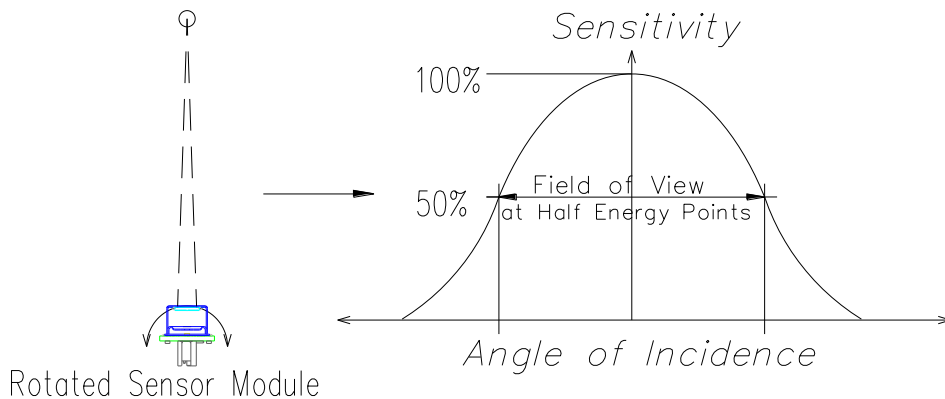


Field of View

parameter	limits			unit	conditions
	Min	Typ	Max		
field of view	8	10	12	degree	50% energy points



Pulsed Point Radiation Source

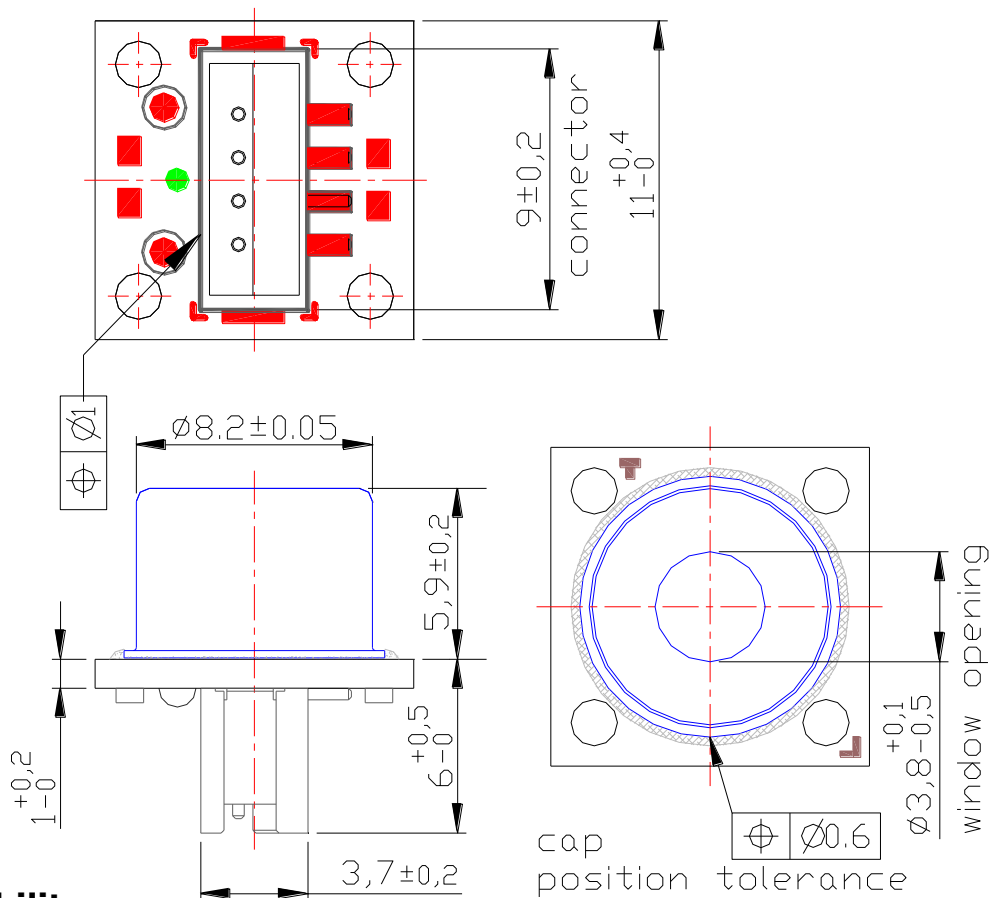
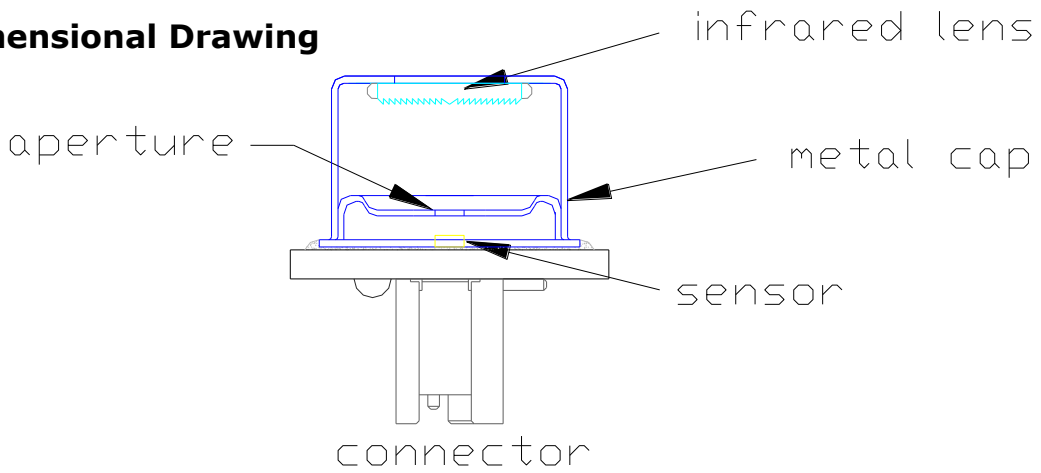


Rotated Sensor Module

Thermopile Module With Lens Optics
Type HTIA Ex L4.4 F5.5 Tx



Dimensional Drawing



Liability

Changes or modifications at the product which haven't influence to the performance and/or quality of the device haven't to be announced to the customers in advance. Customers are requested to consult with Heimann Sensor representatives before the use of Heimann Sensor products in special applications where failure or abnormal operation may directly affect human lives or cause physical injury or property damage. The company or their representatives will not be responsible for damage arising from such use without prior approval.