
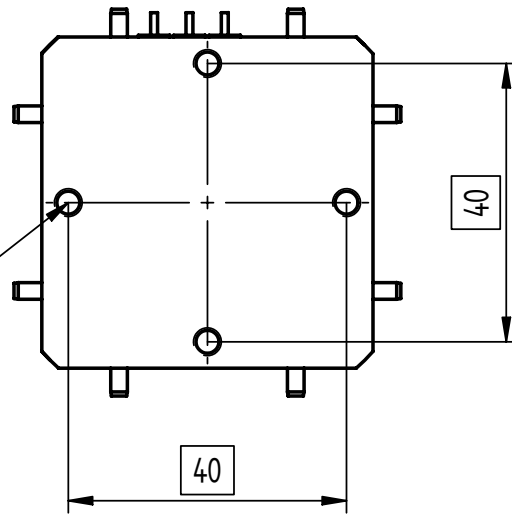


CAD-dokument
Får ej revideras manuellt

Issue	Modification	Date	Sign.	Chkd.
C	ECO	2004-04-26	HNg	HW

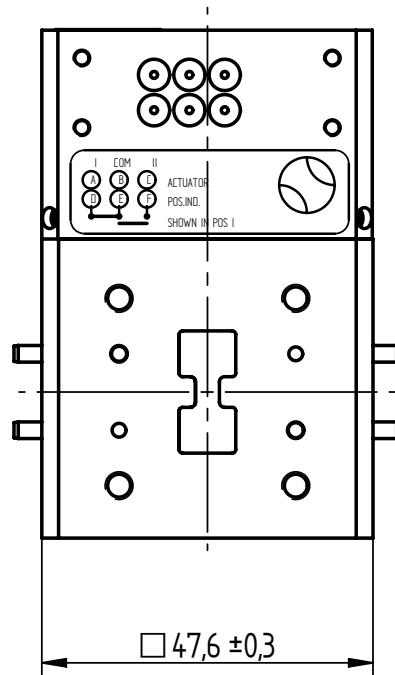
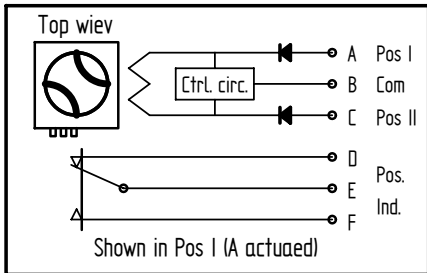


4x M4
Depth min 5
 $\begin{matrix} \oplus \\ \oplus \end{matrix} \quad \begin{matrix} \oplus \\ \oplus \end{matrix} \quad \begin{matrix} \oplus \\ \oplus \end{matrix} \quad \begin{matrix} \oplus \\ \oplus \end{matrix} \quad 0,2$



CAUTION!
Never connect supply voltages to pins A and C simultaneously. Severe damage will result.

CAUTION!
ESD SENSITIVE



This document is our property and shall not without our written permission be altered, copied or communicated to a third party.

© SIVERS LAB AB

Drawing principle	SS 1902	UNLESS OTHERWISE STATED THE FOLLOWING APPLIES: General tolerances, linear and angular dimensions: ISO 2768-c Europ. proj.	Ref. 03-11-19	Sign. HNg
Tolerancing principle	ISO 8015		Chkd.	Sign.
Dimensions in mm			Appvd.	Sign.
	Title		Designed	Sheet 1(2)
	WAVEGUIDE SWITCH WRD 750 D24 Latching		Scale 1:1	Issue C
			Doc. no.	WS8089D7/00



Reference	Approved	Origin date	Issue date	Issue	Page	Document
HNg	HW	1998-02-09	2004-04-26	C	2 (2)	WS 8089D7/00

RF DATA

Frequency range	7.5 – 18.0 GHz
VSWR	1.2
Insertion loss	0.4 dB
Isolation	40 dB
Peak power	30 kW at 0.1 MPa abs., +25°C
Average power	750 W
Flange interface	MIL-F-39000/3-074 Modified with 6-32 UNC-2B, thread depth min 5

ACTUATOR DATA

Operating voltage	28±3 VDC
Operating current	1 A, Self cut off
Switching time	150 ms
Duty (min time between successive operations)	500 ms -40°C to +40°C linearly increasing to 2 s at +85°C
Connector	Soldering pins

POSITION INDICATOR

Position indicator current	60 V Max, 50 mA Max Resistive load
----------------------------	------------------------------------

MECHANICAL DATA

Material	Aluminium alloy, Cu free
Finishing	Chromate per MIL-C-5541 and black painted
Air pressure	0.1 MPa overpressure Max
Air leakage	10 cm ³ /min. (0.1 MPa overpr.)
Weight	0.35 kg Max
Life	250 000 actuations

ENVIRONMENTAL DATA

Ambient temperature	-40°C to +85°C
Vibration	5 – 18 Hz, 3 mm amplitude 18 – 2000 Hz, 15 g
Humidity	100%RH if dry air in waveguide

WS 8089D7/00