

Application Note

SP5000 and AU6000 Series Dual Axis Tilt Sensor ñ Settling Time and Boresight Error Graphs

SCOPE

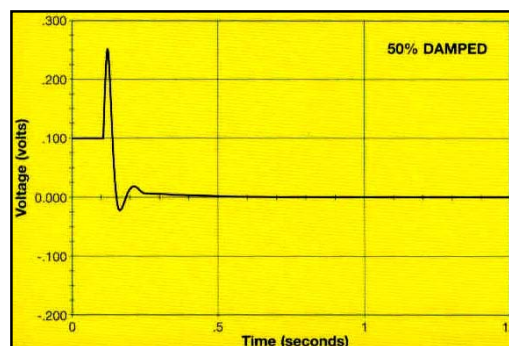
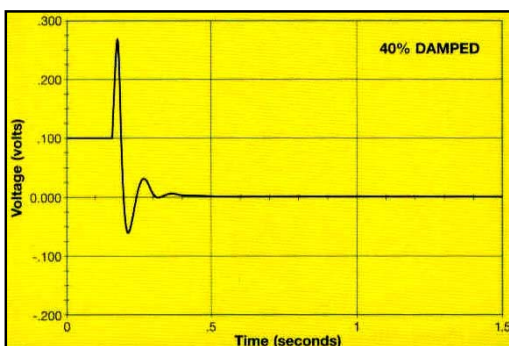
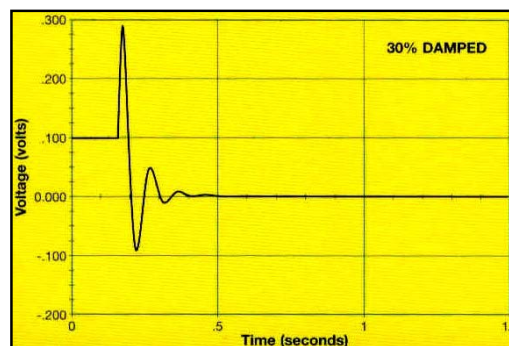
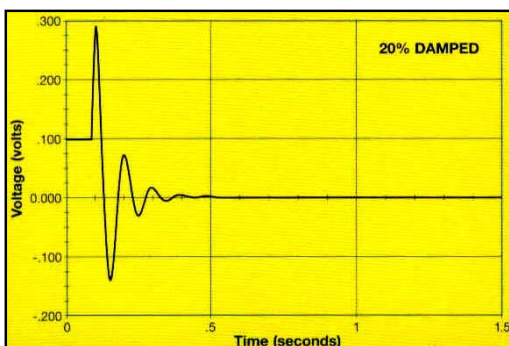
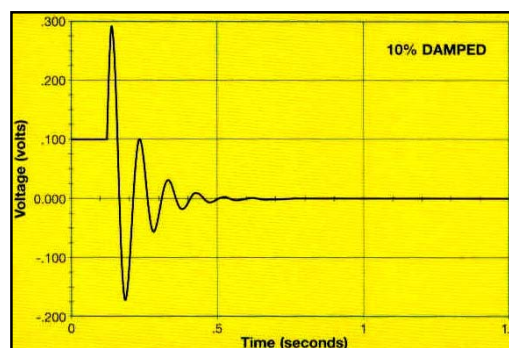
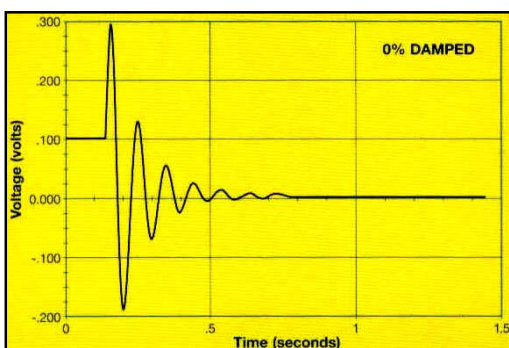
The following graphs and charts depict the typical output, and output response, of the appropriate model sensor, for ñSettling Timeí and ñBoresight Errorí distribution. Please note that the ñSettling Timeí graphs are categorized by the damping percentage (viscosity) of the fluid, and apply to all model/series sensors, while the ñBoresight Errorí graphs are model specific.

DEFINITIONS

Settling Time ñ the amount of time it takes for the sensor output to stabilize to within 1% of its quiescent value, after a stepped movement.

Boresight Error ñ the deviation of the sensor output from electrical null (zero), when the mechanical base (reference surface) is perpendicular to the gravity vector.

SETTLING TIME GRAPHS

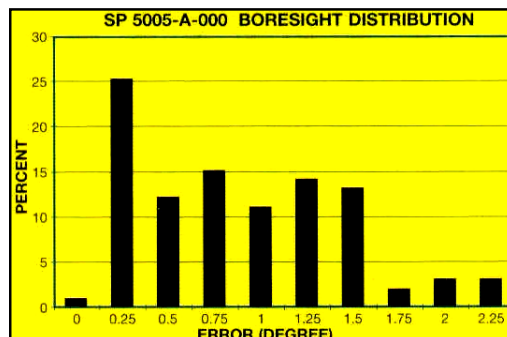
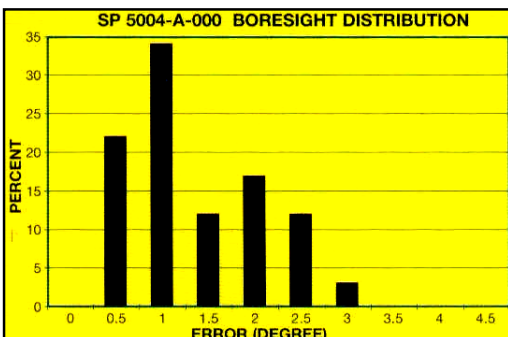
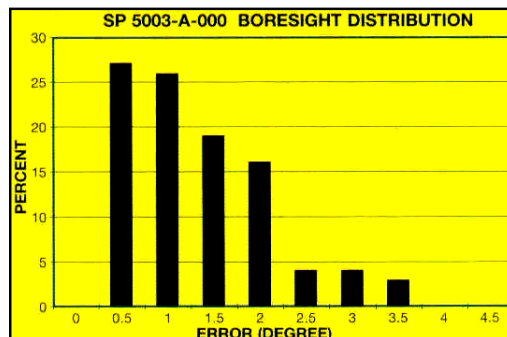
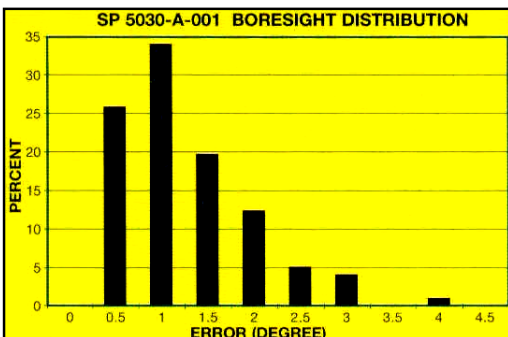
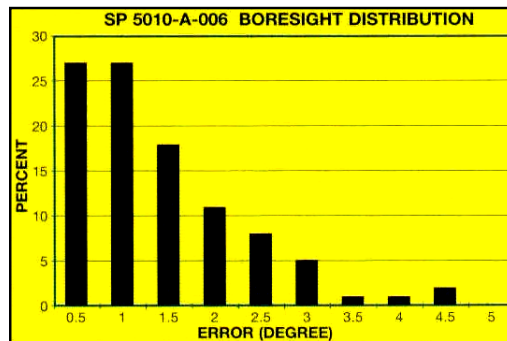
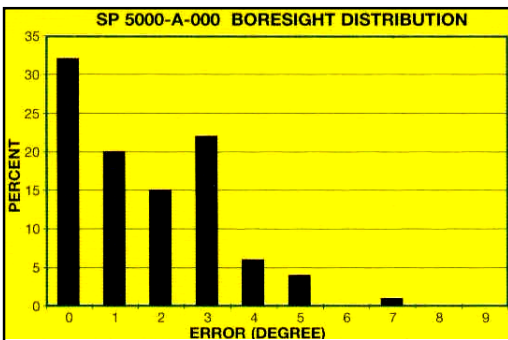
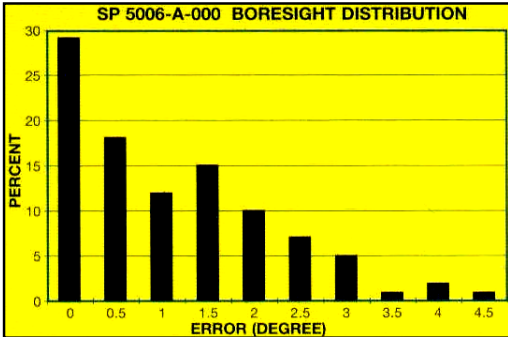


駿融企業有限公司 JIN ZON ENTERPRISE CO., LTD.
104 台北市長安東路二段 171 號 4 樓之 3
4F-3, No. 171, Sec. 2, Chang An E. Rd., Taipei, Taiwan, R. O. C.
TEL: 886-2-27111093~5 FAX: 886-2-27310902
E-mail: jinzon@ms2.hinet.net Http:// www.jinzon.com.tw/

Application Note

SP5000 and AU6000 Series Dual Axis Tilt Sensor ñ Settling Time and Boresight Error Graphs

BORESIGHT ERROR



駿融企業有限公司 JIN ZON ENTERPRISE CO., LTD.
 104 台北市長安東路二段 171 號 4 樓之 3
 4F-3, No. 171, Sec. 2, Chang An E. Rd., Taipei, Taiwan, R. O. C.
 TEL: 886-2-27111093~5 FAX: 886-2-27310902
 E-mail: jinzon@ms2.hinet.net Http:// www.jinzon.com.tw/