



# AWS5503

GaAs IC High Power SPDT Reflective Switch Positive Control DC-3 GHz  
**PRELIMINARY DATA SHEET - Rev 1.0**

## FEATURES

- High Linearity (IP3 55 dBm @ 1.9 GHz)
- High Isolation (20 dB @ 1.9 GHz)
- Low Insertion Loss (0.55 dB @ 1.9 GHz)
- Low DC Power Consumption
- Positive 3V or 5V Control Voltage

## APPLICATION

- Typical applications include: transmit/receive switch, diversity switching, and antenna selection.



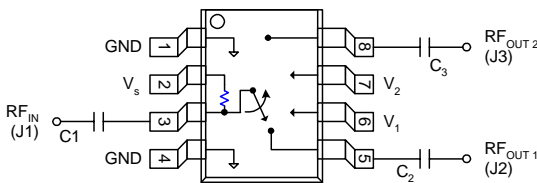
## PRODUCT DESCRIPTION

The AWS5503 is a Single Pole Double Throw (SPDT) GaAs MMIC assembled in a MSOP-8 plastic package. The AWS5503 is designed for analog and digital

applications that require low insertion loss, high linearity, and small size. State selection is achieved with positive voltage.

**Table 1: Pin Description**

PIN	NAME	DESCRIPTION
1	GND	Ground connection. (Keep as short as possible)
2	Vs	Bias voltage for positive control (3V to 5V).
3	RF <sub>IN</sub> (J1)	RF common port.
4	GND	Ground connection. (Keep short as possible)
5	RF <sub>OUT</sub> (J2)	RF port (can be used as an input or as an output)
6	V1	Control Voltage1 (Low 0V, High 3V to 5V)
7	V2	Control Voltage 2 (Low 0V, High 3V to 5V)
8	RF <sub>OUT</sub> (J3)	RF port (can be used as an input or as an output)



External DC Blocking capacitors are required on all RF ports.  
 $C_{1,2,3} = 100 \text{ pF}$  for operation >500 MHz.

**Figure 1: Pin Layout**

**ELECTRICAL CHARACTERISTICS AT 25 °C (0, +5V)****Table 2: Absolute Minimum and Maximum Ratings**

PARAMETER	MIN	MAX	UNIT
RF Input Power > 900 MHz, 0/+5 V Control	-	6	W
Supply Voltage	-	+8	V
Control Voltage	-0.2	+8	V
Operating Temperature	-40	+85	°C
Storage Temperature	-65	+150	°C
$\Theta_{JC}$	-	+25	° C/W

Stresses in excess of the absolute ratings may cause permanent damage. Functional operation is not implied under these conditions. Exposure to absolute ratings for extended periods of time may adversely affect reliability.

**Table 3: Operating Ranges**

PARAMETER	CONDITION	FREQUENCY	MIN	TYP	MAX	UNIT
Switching Characteristics <sup>5</sup>	Rise, Fall (10/90% or 90/10% RF) On, Off (50% CTL to 90%/10% RF) Video Feedthru	-	-	60 100 50	-	ns ns mV
Intermodulation Intercept Point (IP3)	For Two-tone Input Power +10 dBm	1.9 GHz	-	+55	-	dBm
Input Power for 1dB Compression	@ +3V @ +5V	1.9 GHz 1.9 GHz	-	+28.5 +35	-	dBm
Control Voltage	$V_{LOW} = 0 \text{ to } 0.2 \text{ V @ } 20 \text{ uA Max}$ $V_{HIGH} = +3 \text{ V @ } 100 \text{ uA Max to } +5 \text{ V @ } 200 \text{ uA Max}$ $V_S = V_{HIGH} + 0.2V$					

The device may be operated safely over these conditions; however, parametric performance is guaranteed only over the conditions defined in the electrical specifications.

**Notes:**

1. All measurements made in a 50 ohm system, unless otherwise specified.
2. DC = 300 kHz.
3. Insertion loss changes by 0.003 dB/°C.
4. Insertion loss state.
5. Video feedthru measured with 1 ns rise time pulse and 500 MHz bandwidth.

**Table 4: Electrical Specifications**

PARAMETER <sup>1</sup>	FREQUENCY <sup>2</sup>	MIN	TYP	MAX	UNIT
Insertion Loss <sup>3</sup>	DC - 1.0 GHz		0.45	0.55	dB
	1.0 - 2.0 GHz	-	0.6	0.75	
	2.0 - 3.0 GHz		0.9	1.2	
Isolation	DC - 1.0 GHz	19	22		dB
	1.0 - 2.0 GHz	18	20	-	
	2.0 - 3.0 GHz	20	23		
VSWR <sup>4</sup>	DC - 1.0 GHz		1.2:1	1.3:1	-
	1.0 - 2.0 GHz	-	1.3:1	1.4:1	
	2.0 - 3.0 GHz		1.7:1	1.8:1	

Notes:

1. All measurements made in a 50 ohm system, unless otherwise specified.
2. DC = 300 kHz.
3. Insertion loss changes by 0.003 dB/°C.
4. Insertion loss state.
5. Video feedthru measured with 1 ns rise time pulse and 500 MHz bandwidth.

**Table 5: Truth Table**

$V_1$	$V_2$	$J_1 - J_2$	$J_1 - J_3$
$V_{High}$	0	Isolation	Insertion Loss
0	$V_{High}$	Insertion Loss	Isolation

$$V_{High} = +3 \text{ to } +5 \text{ V } (V_S = V_{High} \pm 0.2 \text{ V})$$

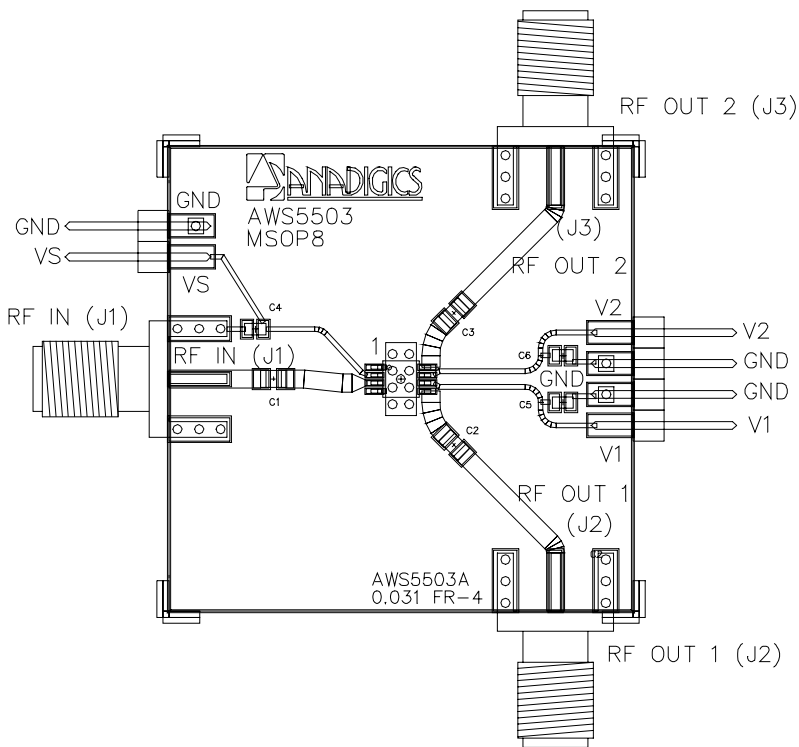
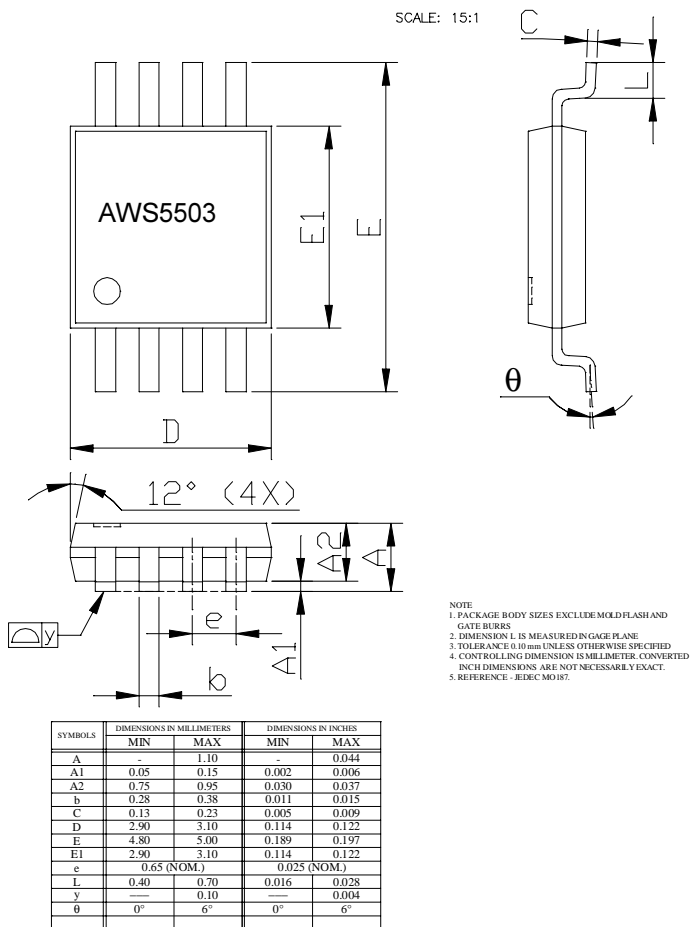


Figure 2: Test Circuit Schematic

**PACKAGE OUTLINE**



**Figure 3: Package Outline**

**AWS5503**

SUNSTAR微波光电 <http://www.rfoe.net/> TEL:0755-83396822 FAX:0755-83376182 E-MAIL:szss20@163.com

**NOTES**

**NOTES**

**AWS5503**

SUNSTAR微波光电 <http://www.rfoe.net/> TEL:0755-83396822 FAX:0755-83376182 E-MAIL:szss20@163.com

**ORDERING INFORMATION**

ORDER NUMBER	PACKAGE DESCRIPTION	COMPONENT PACKAGING
AWS5503S15	S15	8 Pin Plastic Package



**ANADIGICS, Inc.**

35 Technology Drive  
Warren, New Jersey 07059

Tel: (908) 668-5000

Fax: (908) 668-5132

<http://www.anadigics.com>

[Mktg@anadigics.com](mailto:Mktg@anadigics.com)

**IMPORTANT NOTICE**

ANADIGICS, Inc. reserves the right to make changes to its products or to discontinue any product at any time without notice. The product specifications contained in Advanced Product Information sheets and Preliminary Data Sheets are subject to change prior to a product's formal introduction. Information in Data Sheets have been carefully checked and are assumed to be reliable; however, ANADIGICS assumes no responsibilities for inaccuracies. ANADIGICS strongly urges customers to verify that the information they are using is current before placing orders.

**WARNING**

ANADIGICS products are not intended for use in life support appliances, devices, or systems. Use of an ANADIGICS product in any such application without written consent is prohibited.



SUNSTAR 商斯达实业集团是集研发、生产、工程、销售、代理经销、技术咨询、信息服务等为一体的高科技企业，是专业高科技电子产品生产厂家，是具有 10 多年历史的专业电子元器件供应商，是中国最早和最大的仓储式连锁规模经营大型综合电子零部件代理分销商之一，是一家专业代理和分销世界各大品牌 IC 芯片和电子元器件的连锁经营综合性国际公司，专业经营进口、国产名厂名牌电子元件，型号、种类齐全。在香港、北京、深圳、上海、西安、成都等全国主要电子市场设有直属分公司和产品展示展销窗口门市部专卖店及代理分销商，已在全国范围内建成强大统一的供货和代理分销网络。我们专业代理经销、开发生产电子元器件、集成电路、传感器、微波光电元器件、工控机/DOC/DOM 电子盘、专用电路、单片机开发、MCU/DSP/ARM/FPGA 软件硬件、二极管、三极管、模块等，是您可靠的一站式现货配套供应商、方案提供商、部件功能模块开发配套商。商斯达实业公司拥有庞大的资料库，有数位毕业于著名高校——有中国电子工业摇篮之称的西安电子科技大学（西军电）并长期从事国防尖端科技研究的高级工程师为您精挑细选、量身订做各种高科技电子元器件，并解决各种技术问题。

微波光电部专业代理经销高频、微波、光纤、光电元器件、组件、部件、模块、整机；电磁兼容元器件、材料、设备；微波 CAD、EDA 软件、开发测试仿真工具；微波、光纤仪器仪表。欢迎国外高科技微波、光纤厂商将优秀产品介绍到中国、共同开拓市场。长期大量现货专业批发高频、微波、卫星、光纤、电视、CATV 器件：晶振、VCO、连接器、PIN 开关、变容二极管、开关二极管、低噪晶体管、功率电阻及电容、放大器、功率管、MMIC、混频器、耦合器、功分器、振荡器、合成器、衰减器、滤波器、隔离器、环行器、移相器、调制解调器；光电子元件和组件：红外发射管、红外接收管、光电开关、光敏管、发光二极管和发光二极管组件、半导体激光二极管和激光器组件、光电探测器和光接收组件、光发射接收模块、光纤激光器和光放大器、光调制器、光开关、DWDM 用光发射和接收器件、用户接入系统光收发器件与模块、光纤连接器、光纤跳线/尾纤、光衰减器、光纤适配器、光隔离器、光耦合器、光环行器、光复用器/转换器；无线收发芯片和模组、蓝牙芯片和模组。

更多产品请看本公司产品专用销售网站：

商斯达中国传感器科技信息网：<http://www.sensor-ic.com/>

商斯达工控安防网：<http://www.pc-ps.net/>

商斯达电子元器件网：<http://www.sunstare.com/>

商斯达微波光电产品网：[HTTP://www.rfoe.net/](http://www.rfoe.net/)

商斯达消费电子产品网：<http://www.icasic.com/>

商斯达实业科技产品网：<http://www.sunstars.cn/> 微波元器件销售热线：

地址：深圳市福田区福华路福庆街鸿图大厦 1602 室

电话：0755-82884100 83397033 83396822 83398585

传真：0755-83376182 (0) 13823648918 MSN: SUNS8888@hotmail.com

邮编：518033 E-mail:szss20@163.com QQ: 195847376

深圳赛格展销部：深圳华强北路赛格电子市场 2583 号 电话：0755-83665529 25059422

技术支持：0755-83394033 13501568376

欢迎索取免费详细资料、设计指南和光盘；产品凡多，未能尽录，欢迎来电查询。

北京分公司：北京海淀区知春路 132 号中发电子大厦 3097 号

TEL: 010-81159046 82615020 13501189838 FAX: 010-62543996

上海分公司：上海市北京东路 668 号上海赛格电子市场 D125 号

TEL: 021-28311762 56703037 13701955389 FAX: 021-56703037

西安分公司：西安高新开发区 20 所(中国电子科技集团导航技术研究所)

西安劳动南路 88 号电子商城二楼 D23 号

TEL: 029-81022619 13072977981 FAX:029-88789382