



AWS5534

High Linearity SP3T

ADVANCED PRODUCT INFORMATION - Rev 0.0

FEATURES

- High Isolation: >20 dB
- Low Insertion Loss: 0.6 dB at 2 GHz
- Low Control Voltage Operation: to +2.5 V
- Low Harmonic Levels
- Low Profile Surface Mount Package

APPLICATIONS

- CDMA Wireless Handsets



PRODUCT DESCRIPTION

The AWS5534 is a single pole, three throw (SP3T) RF switch developed for CDMA applications; specifically, highly symmetric single-tone desensitivity performance. Manufactured in ANADIGICS's state-of-the-art pHEMT process, the

device uses patent-pending circuit topologies to provide low insertion loss, high port-to-port isolation, and high linearity needed to enhance the performance of CDMA radios. The AWS5534 is offered in a 12-lead 3 mm x 3 mm MLF package.

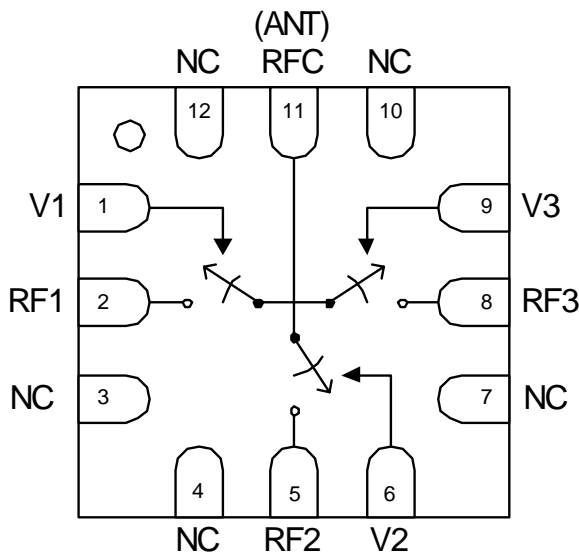


Figure 1: Block Diagram

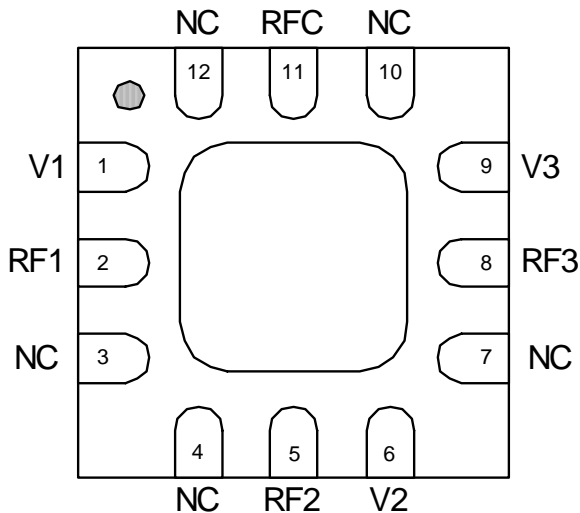


Figure 2: Pinout (X-ray Top View)

Table 1: Pin Description

PIN	NAME	DESCRIPTION
1	V1	Control Voltage, RF Path 1
2	RF1	RF Port, Path 1
3	NC	No Connection ⁽¹⁾
4	NC	No Connection ⁽¹⁾
5	RF2	RF Port, Path 2
6	V2	Control Voltage, RF Path 2
7	NC	No Connection ⁽¹⁾
8	RF3	RF Port, Path 3
9	V3	Control Voltage, RF Path 3
10	NC	No Connection ⁽¹⁾
11	RFC	RF Common Port
12	NC	No Connection ⁽¹⁾

Notes:

(1) Pins 3, 4, 7, 10 and 12 are not connected in the package. It is recommend that these pins be grounded, but is not necessary.

ELECTRICAL CHARACTERISTICS**Table 2: Absolute Minimum and Maximum Ratings**

PARAMETER	MIN	MAX	UNIT
Control Voltages (V_1, V_2, V_3)	-	+10.0	V
RF Input Power (P_{IN}) ⁽¹⁾	-	10	W
Storage Temperature (T_{STG})	-65	+150	°C

Stresses in excess of the absolute ratings may cause permanent damage. Functional operation is not implied under these conditions. Exposure to absolute ratings for extended periods of time may adversely affect reliability.

Notes:

(1) at RF1, RF2, RF3, and RFC

Table 3: Operating Ranges

PARAMETER	MIN	TYP	MAX	UNIT	COMMENTS
RF Frequency (f)	0.5	-	2.5	GHz	
Control Voltages (V_1, V_2, V_3)	-0.2 +2.5	- -	+0.2 +5	V	RF path OFF state RF path ON state
Ambient Temperature (T_A)	-30	-	+85	°C	

The device may be operated safely over these conditions; however, parametric performance is guaranteed only over the conditions defined in the electrical specifications.

Table 4: Electrical Specifications

($T_A = +25\text{ }^\circ\text{C}$, RF ports terminated with $50\ \Omega$, $V_n = +2.7\ \text{V}$ and is the Control Voltage for the ON path, RFC-RFn; $V_x = 0\ \text{V}$ and is the Control Voltage for the other two OFF paths, RFC-RFx)

PARAMETER	MIN	TYP	MAX	UNIT	COMMENTS
Insertion Loss 1 GHz 2 GHz	- -	0.45 0.6	0.6 0.7	dB	RFC port to selected RFn port
Return Loss ⁽¹⁾ 1 GHz 2 GHz	- -	-25 -22	-22 -20	dB	RFC port to selected RFn port
Isolation 1 GHz 2 GHz	23 18	26 20	- -	dB	RFC port to isolated RFx port
Cross Modulation ⁽²⁾ 800 MHz Cellular Band 1900 MHz PCS Band	- -	-105 -105	- -	dBm	RFC port to selected RFn port
Current Consumption	-	-	30	μA	each V_n port

Notes:

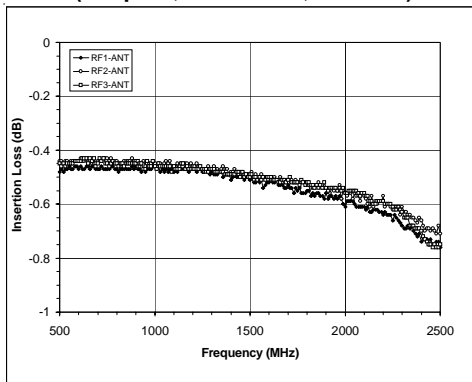
(1) Isolated RFx ports have a return loss of approximately -0.5 dB.

(2) For the Cellular Band, one CW interferer at 881.5 MHz with -23 dBm power, and one modulated transmit signal at 849 MHz with +25.5 dBm power. For the PCS Band, one CW interferer at 1960 MHz with -23 dBm power, and one modulated transmit signal at 1910 MHz with +24 dBm power.

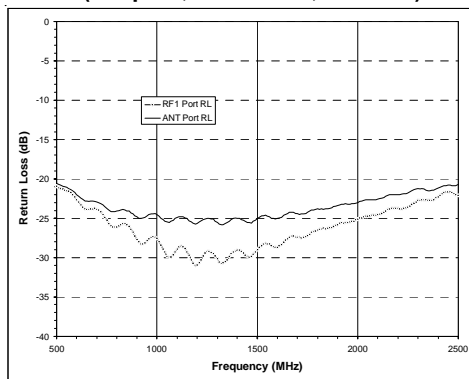
Table 5: Switch Control Truth Table

CONTROL VOLTAGE			RF PATH SELECTION		
V_1	V_2	V_3	RFC - RF1	RFC - RF2	RFC - RF3
+2.5 to +5 V	-0.2 to +0.2 V	-0.2 to +0.2 V	ON	OFF	OFF
-0.2 to +0.2 V	+2.5 to +5 V	-0.2 to +0.2 V	OFF	ON	OFF
-0.2 to +0.2 V	-0.2 to +0.2 V	+2.5 to +5 V	OFF	OFF	ON

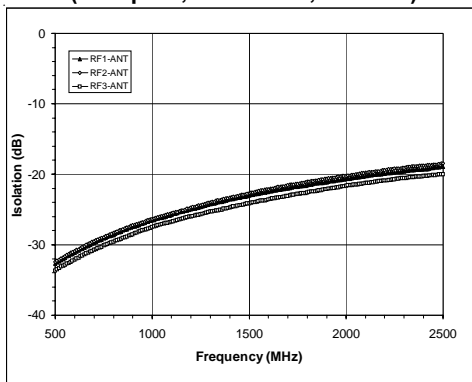
**Figure 3: Insertion Loss vs. Frequency
 (ON path, Vn= +2.7 V, Vx = 0 V)**



**Figure 4: Return Loss vs. Frequency
 (ON path, Vn= +2.7 V, Vx = 0 V)**



**Figure 5: Isolation vs. Frequency
 (OFF path, Vn= +2.7 V, Vx = 0 V)**



APPLICATION INFORMATION

Circuit Applications

External component requirements for the AWS5534 are shown in Figure 6. Application details are listed in the following notes:

1. C_b are DC blocking capacitors external to the device. A value of 100 pF is sufficient for operation to 500 MHz. The values may be tailored to provide specific electrical responses.

2. L_{ESD} provides a means to increase the ESD protection on a specific RF port, typically the port attached to the antenna. By using L_{ESD} as an RF choke on an RF port, an ESD protection to ±12 kV contact discharge has been demonstrated.

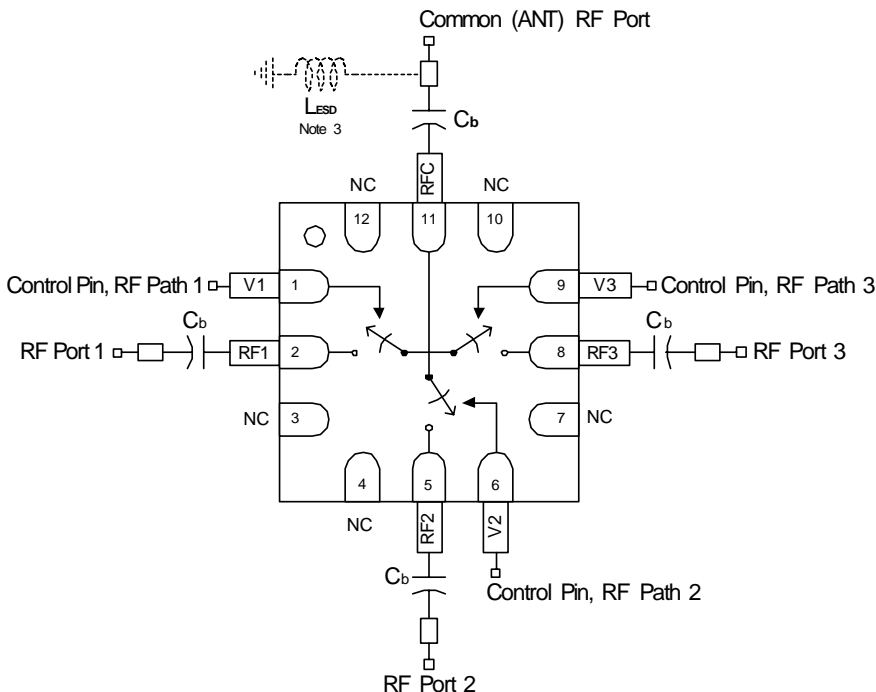
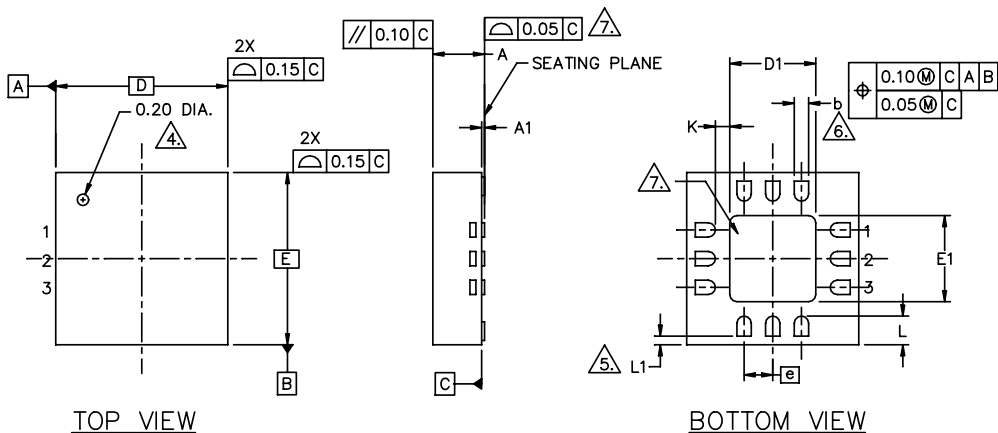
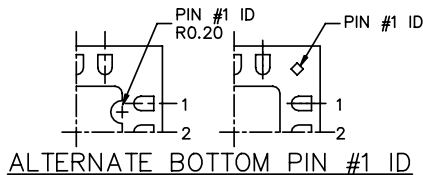


Figure 6: Application Schematic



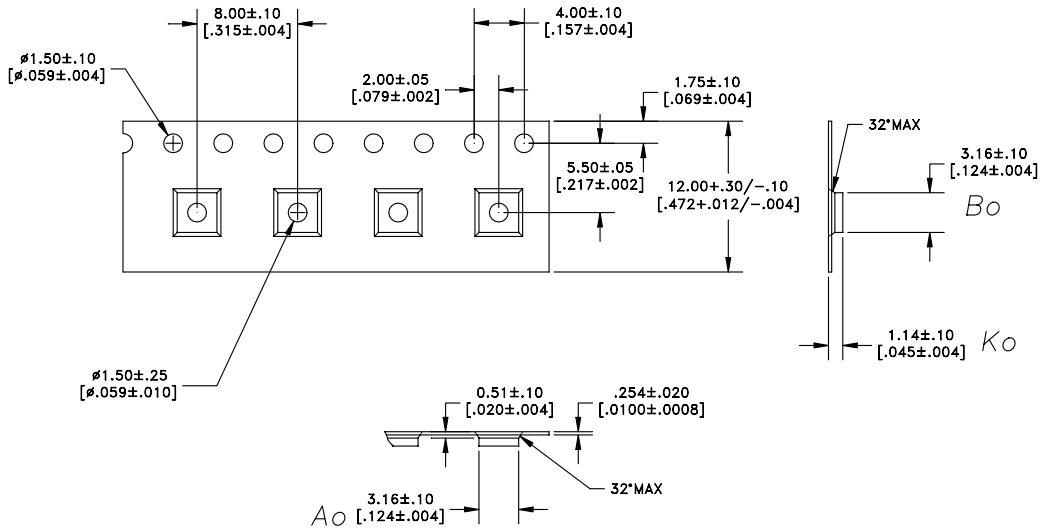
NOTES :

1. ALL DIMENSIONS ARE IN MILLIMETERS.
 2. MAX. PACKAGE WARPAGE IS 0.05 mm.
 3. MAXIMUM ALLOWABLE BURRS IS 0.076 mm IN ALL DIRECTIONS.
- ④ PIN #1 ID ON TOP WILL BE LASER MARKED.
 - ⑤ A MAXIMUM 0.15mm PULL BACK (L1) MAYBE PRESENT. L MINUS L1 TO BE EQUAL TO OR GREATER THAN 0.30mm.
 - ⑥ DIMENSION b APPLIES TO METALLIZED TERMINAL AND IS MEASURED BETWEEN 0.15 AND 0.30mm FROM TERMINAL TIP. IF THE TERMINAL HAS THE OPTIONAL RADIUS ON THE OTHER END OF THE TERMINAL, THE DIMENSION b SHOULD NOT BE MEASURED IN THAT RADIUS AREA.
 - ⑦ BILATERAL COPLANARITY ZONE APPLIES TO THE EXPOSED HEAT SINK SLUG AS WELL AS THE TERMINALS.
 - 8. REFERENCE JEDEC OUTLINE MO-220.

SYMBOL	DIMENSIONS—MM		SYMBOL	DIMENSIONS—INCHES	
	MIN.	MAX.		MIN.	MAX.
A	0.80	1.00	A	0.031	0.039
A1	0.00	0.05	A1	0.000	0.001
b	0.18	0.30	b	0.007	0.011
D	3.00 BSC		D	0.118 BSC	
D1	1.30	1.70	D1	0.051	0.067
E	3.00 BSC		E	0.118 BSC	
E1	1.30	1.70	E1	0.051	0.067
ⓐ	0.50 BSC		ⓐ	0.019 BSC	
K	0.20 MIN.		K	0.007 MIN.	
L	0.35	0.55	L	0.014	0.022
L1	0.15 MAX.		L1	0.006 MAX.	

Figure 7: S26 Package Outline - 12 Pin 3mm x 3mm MLF

COMPONENT PACKAGING



NOTES:

- 1. MATERIAL: 3000 (CARBON FILLED POLYCARBONATE)
100% RECYCLABLE.

Figure 8: Tape & Reel Packaging

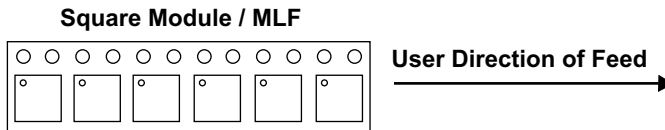


Figure 9: Tape & Reel Package Orientation

Table 6: Tape & Reel Dimensions

PACKAGE TYPE	TAPE WIDTH	POCKET PITCH	REEL CAPACITY	MAX REEL DIA
3mm X 3mm	12mm	8mm	1000	7"

NOTES

AWS5534

SUNSTAR微波光电 <http://www.rfoe.net/> TEL:0755-83396822 FAX:0755-83376182 E-MAIL:szss20@163.com

NOTES

NOTES

AWS5534

SUNSTAR微波光电 <http://www.rfoe.net/> TEL:0755-83396822 FAX:0755-83376182 E-MAIL:szss20@163.com

ORDERING INFORMATION

ORDER NUMBER	TEMPERATURE RANGE	PACKAGE DESCRIPTION	COMPONENT PACKAGING
AWS5534S26	-30 °C to +85 °C	12 Pin 3mm x 3mm MLF	Tape and Reel



ANADIGICS, Inc.

141 Mount Bethel Road
Warren, New Jersey 07059, U.S.A.

Tel: +1 (908) 668-5000

Fax: +1 (908) 668-5132

URL: <http://www.anadigics.com>

E-mail: Mktg@anadigics.com

IMPORTANT NOTICE

ANADIGICS, Inc. reserves the right to make changes to its products or to discontinue any product at any time without notice. The product specifications contained in Advanced Product Information sheets and Preliminary Data Sheets are subject to change prior to a product's formal introduction. Information in Data Sheets have been carefully checked and are assumed to be reliable; however, ANADIGICS assumes no responsibilities for inaccuracies. ANADIGICS strongly urges customers to verify that the information they are using is current before placing orders.

WARNING

ANADIGICS products are not intended for use in life support appliances, devices or systems. Use of an ANADIGICS product in any such application without written consent is prohibited.

SUNSTAR射频通信 <http://www.rfoe.net/> TEL:0755-83397033 FAX:0755-83376182 E-MAIL:szss20@163.com

SUNSTAR 商斯达实业集团是集研发、生产、工程、销售、代理经销、技术咨询、信息服务等为一体的高科技企业，是专业高科技电子产品生产厂家，是具有 10 多年历史的专业电子元器件供应商，是中国最早和最大的仓储式连锁规模经营大型综合电子零部件代理分销商之一，是一家专业代理和分销世界各大品牌 IC 芯片和电子元器件的连锁经营综合性国际公司，专业经营进口、国产名厂名牌电子元件，型号、种类齐全。在香港、北京、深圳、上海、西安、成都等全国主要电子市场设有直属分公司和产品展示展销窗口门市部专卖店及代理分销商，已在全国范围内建成强大统一的供货和代理分销网络。我们专业代理经销、开发生产电子元器件、集成电路、传感器、微波光电元器件、工控机/DOC/DOM 电子盘、专用电路、单片机开发、MCU/DSP/ARM/FPGA 软件硬件、二极管、三极管、模块等，是您可靠的一站式现货配套供应商、方案提供商、部件功能模块开发配套商。商斯达实业公司拥有庞大的资料库，有数位毕业于著名高校——有中国电子工业摇篮之称的西安电子科技大学（西军电）并长期从事国防尖端科技研究的高级工程师为您精挑细选、量身订做各种高科技电子元器件，并解决各种技术问题。

微波光电部专业代理经销高频、微波、光纤、光电元器件、组件、部件、模块、整机；电磁兼容元器件、材料、设备；微波 CAD、EDA 软件、开发测试仿真工具；微波、光纤仪器仪表。欢迎国外高科技微波、光纤厂商将优秀产品介绍到中国、共同开拓市场。长期大量现货专业批发高频、微波、卫星、光纤、电视、CATV 器件：晶振、VCO、连接器、PIN 开关、变容二极管、开关二极管、低噪晶体管、功率电阻及电容、放大器、功率管、MMIC、混频器、耦合器、功分器、振荡器、合成器、衰减器、滤波器、隔离器、环行器、移相器、调制解调器；光电子元件和组件：红外发射管、红外接收管、光电开关、光敏管、发光二极管和发光二极管组件、半导体激光二极管和激光器组件、光电探测器和光接收组件、光发射接收模块、光纤激光器和光放大器、光调制器、光开关、DWDM 用光发射和接收器件、用户接入系统光收发器件与模块、光纤连接器、光纤跳线/尾纤、光衰减器、光纤适配器、光隔离器、光耦合器、光环行器、光复用器/转换器；无线收发芯片和模组、蓝牙芯片和模组。

更多产品请看本公司产品专用销售网站：

商斯达中国传感器科技信息网：<http://www.sensor-ic.com/>

商斯达工控安防网：<http://www.pc-ps.net/>

商斯达电子元器件网：<http://www.sunstare.com/>

商斯达微波光电产品网：[HTTP://www.rfoe.net/](http://www.rfoe.net/)

商斯达消费电子产品网：<http://www.icasic.com/>

商斯达实业科技产品网：<http://www.sunstars.cn/> 微波元器件销售热线：

地址：深圳市福田区福华路福庆街鸿图大厦 1602 室

电话：0755-82884100 83397033 83396822 83398585

传真：0755-83376182 (0) 13823648918 MSN: SUNS8888@hotmail.com

邮编：518033 E-mail:szss20@163.com QQ: 195847376

深圳赛格展销部：深圳华强北路赛格电子市场 2583 号 电话：0755-83665529 25059422

技术支持：0755-83394033 13501568376

欢迎索取免费详细资料、设计指南和光盘；产品凡多，未能尽录，欢迎来电查询。

北京分公司：北京海淀区知春路 132 号中发电子大厦 3097 号

TEL: 010-81159046 82615020 13501189838 FAX: 010-62543996

上海分公司：上海市北京东路 668 号上海赛格电子市场 D125 号

TEL: 021-28311762 56703037 13701955389 FAX: 021-56703037

西安分公司：西安高新开发区 20 所(中国电子科技集团导航技术研究所)

西安劳动南路 88 号电子商城二楼 D23 号

TEL: 029-81022619 13072977981 FAX:029-88789382