


Stacked LED Technology Enables Highly Integrated Optocouplers

White Paper



By Theng-Hui Kek and Leonard Tan

Agilent Technologies
Semiconductor Products Group
Isolation Products Division



Agilent Technologies

Introduction

Optocouplers are widely used in providing galvanic isolation because of their true isolation characteristics. The heart of a modern optocoupler is an input infrared-emitting LED and an output photodetector, separated by a light transmissive medium, that can also act as an insulation layer. Or an additional light transmissive dielectric layer can be added to provide insulation. The photodetector can be a phototransistor, a photodiode with a transistor, or an integrated detector/logic integrated circuit. Most optocouplers are certified to the basic safety standards as outlined by UL1577, CSA and IEC/DIN EN/EN 60747-5-2.

In some applications, it is very desirable to increase the number of optocouplers in a single package in order to optimize manufacturing costs and save space on printed circuit boards. Multi-channel optocoupler configurations will eliminate the many single- or dual-channel optocouplers used on many customers' boards. Bi-directionality of the multi-channel optocouplers will help to simplify the PCB routing.

Previous engineering attempts to integrate more than two optocouplers into a single package have proved to be a challenge. The limitation is in the current hybrid manufacturing process of putting several LEDs and IC devices in a monolithic package. Some of the difficulties include:

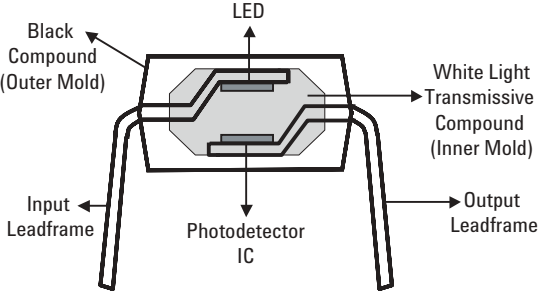
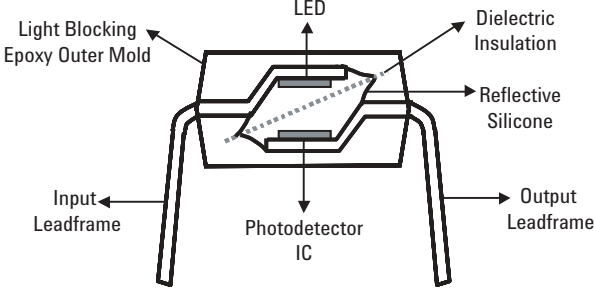
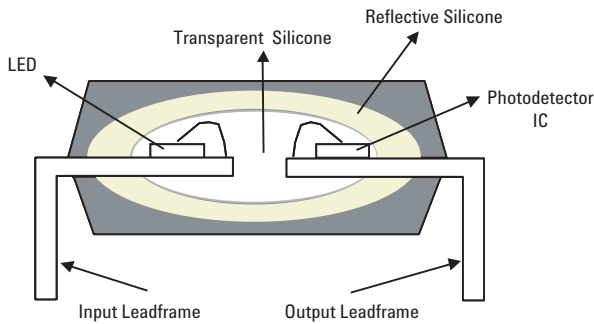
- a. An increased number of manufacturing steps.
- b. Light leakage/crosstalk between optocoupler channels
- c. Problems with increasing the number of IC chips due to difficulties with isolation material placement
- d. Package size could not be reduced further due to the needed geometry.

The development of a new manufacturing process called Stacked LED Technology—stacking LED die directly on a silicon IC substrate—helps to enable higher integration in monolithic IC packaging. This paper will introduce Stacked LED Technology and describe its unique components and benefits.

Optocoupler Manufacturing Technologies

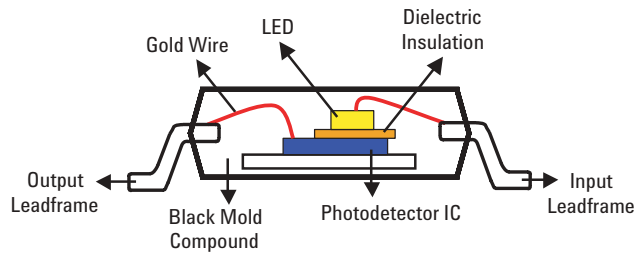
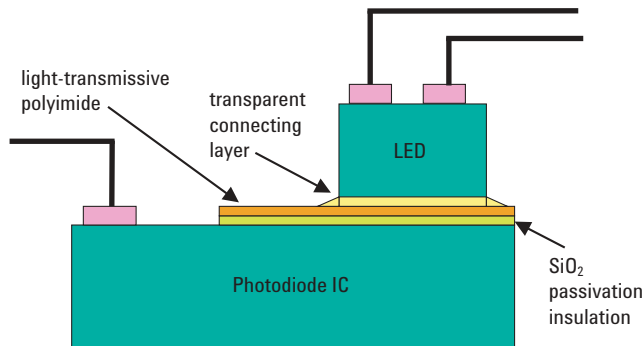
Optocouplers operate based on the light coupling between the LED and the photodetector IC, while providing high voltage insulation, ranging from 2.5 kV to 6 kV, between the emitter and detector. The degree of light coupling depends on the formation of the lightguide. The insulation will either be provided by the lightguide material itself or via additional light transmissive dielectric material. In all cases, the arrangement of the LED, lightguide material, dielectric material and IC will have a direct impact on the performance of light coupling and high voltage insulation.

In general, packaging an optocoupler is similar to packaging a conventional integrated circuit except for the unique process steps and materials needed to form the lightguide and meet the high voltage insulation. The following table illustrates various optocoupler manufacturing technologies, and describes the materials, processes, and constraints of each.

Technology	Materials / Processes	Constraints
<p>Double Mold</p> 	<p>Materials</p> <p>Two leadframes (LED and IC)</p> <p>White light-transmissive compound</p> <p>Processes</p> <p>Combine to make LED light-emitting area face IC</p> <p>Mold white compound.</p> <p>Remove white compound flash</p>	<p>Package height limitation due to the needed spacing between LED and IC</p> <p>Package height limitation due to the thickness between the compound materials</p> <p>Crosstalk might occur if ICs are packed too close. This is because the white compound permits light transmission</p> <p>High integration is difficult due to double mold process and the excessive use of compound materials</p> <p>Alignment of LED and IC is critical for light coupling</p> <p>The gap between the IC and LED is critical for light coupling</p>
<p>Dielectric placement</p> 	<p>Materials</p> <p>Two leadframes (LED and IC)</p> <p>Reflective silicone</p> <p>Dielectric material</p> <p>Processes</p> <p>Attachment with silicone and dielectric material</p> <p>Combine with silicone</p>	<p>Customized machines needed for dielectric placement and combining processes</p> <p>Package height limitation due to dielectric material geometry</p> <p>High integration is difficult due to dielectric placement</p> <p>Alignment of LED and IC is critical for light coupling</p> <p>The gap between the IC and LED is critical for light coupling</p>
<p>Planar</p> 	<p>Materials</p> <p>One leadframe</p> <p>Reflective silicone</p> <p>Optional white reflective coating</p> <p>Special white molding compound</p> <p>Processes</p> <p>Clear silicone dome formation</p> <p>Optional white reflective coating</p>	<p>Customized machines needed for dispensing clear silicone and white reflective coating</p> <p>Special white compound</p> <p>High integration is difficult due to the size of the silicone dome</p> <p>Light coupling might not be efficient, as it is indirect. The LED and IC are in the same plane and hence the light coupling is through reflection.</p>

Stacked LED Technology

The diagram below illustrates a cross-sectional view of the Stacked LED technology. The photodiode chip comes with two transparent layers; SiO₂ passivation/insulation and light-transmissive polyimide. The LED is firmly attached to photodiode with a transparent connecting layer. Standard die attach process is used to make all the placements.



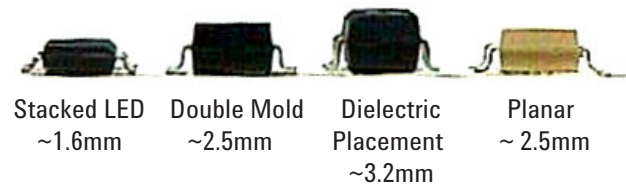
Stacked LED Technology Advantages

- a. High integration

The Stacked LED technology greatly enhances packaging capabilities and flexibility by utilizing conventional IC assembly equipments. Essentially, an emitter-detector chip set can be inserted in any required integrated package.
- b. Reduced process steps

The method requires fewer process steps and hence it is a more efficient manufacturing method.
- c. Small and thin profile package

The total package height is now solely depended on the thickness of the combination of the IC, LED, the very thin polyimide and the bond wire height to the LED.



Innovative LED Design – Back Emission LED

Most LEDs used for optocouplers emit light on the same side as the metal contacts. The key enabler of Stacked LED technology was the development of Agilent's Back Emission LED.

To enable stacking, the light needs to be emitted from the reverse side of the LED.

The below table illustrates the differences between the Standard LED and Stack LED.

Technology	Standard LED	Back Emission LED
Example		
Material	Light absorbing substrate	Transparent substrate
Unique properties	Light emission from top side metal only	Light emission from both top and reverse side
	Light extracted from top side for coupling with detector IC	Light extracted from reverse side for coupling with detector IC
	Metal contact pads on opposite sides of die	Both metal contact pads on same side
Benefits	Ease of LED design	Close coupling with detector IC possible
	Enable top emitting applications	Ability to stack LED on top of detector IC
		Reduce overall component thickness

Summary

Optocoupler comprises of LEDs and ICs. It works based on the light coupling between the LED and IC. Higher level of integration for cost and space saving has always been a key market trend. Attempts to integrate optical components and more silicon circuitries by various optocoupler suppliers have not been successful.

The successful development of Stacked LED Technology by Agilent Technologies has enabled highly integrated optocoupler. The new ACSL-6xx0 series, Multi-Channel and Bi-Directional, 15MBd Digital Logic Gate Optocouplers, are the first to leverage this leading edge technology to address the multi-channel and bi-directionality requirements of the digital isolation arena. Customers will benefit with lower system cost and better overall system performance.

[www.agilent.com/ semiconductors](http://www.agilent.com/semiconductors)

For product information and a complete list of distributors, please go to our web site.

For technical assistance call:

Americas/Canada: +1 (800) 235-0312
or (408) 654-8675

Europe: +49 (0) 6441 92460

China: 10800 650 0017

Hong Kong: (+65) 6756 2394

India, Australia, New Zealand: (+65) 6755 1939

Japan: (+81 3) 3335-8152(Domestic/International), or 0120-61-1280(Domestic Only)

Korea: (+65) 6755 1989

Singapore, Malaysia, Vietnam, Thailand, Philippines, Indonesia: (+65) 6755 2044

Taiwan: (+65) 6755 1843

Data subject to change.

Copyright © 2004 Agilent Technologies, Inc.

November 5, 2004

5989-1473EN



Agilent Technologies

SUNSTAR 商斯达实业集团是集研发、生产、工程、销售、代理经销、技术咨询、信息服务等为一体的高科技企业，是专业高科技电子产品生产厂家，是具有 10 多年历史的专业电子元器件供应商，是中国最早和最大的仓储式连锁规模经营大型综合电子零部件代理分销商之一，是一家专业代理和分销世界各大品牌 IC 芯片和电子元器件的连锁经营综合性国际公司，专业经营进口、国产名厂名牌电子元件，型号、种类齐全。在香港、北京、深圳、上海、西安、成都等全国主要电子市场设有直属分公司和产品展示展销窗口门市部专卖店及代理分销商，已在全国范围内建成强大统一的供货和代理分销网络。我们专业代理经销、开发生产电子元器件、集成电路、传感器、微波光电元器件、工控机/DOC/DOM 电子盘、专用电路、单片机开发、MCU/DSP/ARM/FPGA 软件硬件、二极管、三极管、模块等，是您可靠的一站式现货配套供应商、方案提供商、部件功能模块开发配套商。商斯达实业公司拥有庞大的资料库，有数位毕业于著名高校——有中国电子工业摇篮之称的西安电子科技大学（西军电）并长期从事国防尖端科技研究的高级工程师为您精挑细选、量身订做各种高科技电子元器件，并解决各种技术问题。

微波光电部专业代理经销高频、微波、光纤、光电元器件、组件、部件、模块、整机；电磁兼容元器件、材料、设备；微波 CAD、EDA 软件、开发测试仿真工具；微波、光纤仪器仪表。欢迎国外高科技微波、光纤厂商将优秀产品介绍到中国、共同开拓市场。长期大量现货专业批发高频、微波、卫星、光纤、电视、CATV 器件：晶振、VCO、连接器、PIN 开关、变容二极管、开关二极管、低噪晶体管、功率电阻及电容、放大器、功率管、MMIC、混频器、耦合器、功分器、振荡器、合成器、衰减器、滤波器、隔离器、环行器、移相器、调制解调器；光电子器件和组件：红外发射管、红外接收管、光电开关、光敏管、发光二极管和发光二极管组件、半导体激光二极管和激光器组件、光电探测器和光接收组件、光发射接收模块、光纤激光器和光放大器、光调制器、光开关、DWDM 用光发射和接收器件、用户接入系统光收发器件与模块、光纤连接器、光纤跳线/尾纤、光衰减器、光纤适配器、光隔离器、光耦合器、光环行器、光复用器/转换器；无线收发芯片和模组、蓝牙芯片和模组。

更多产品请看本公司产品专用销售网站：

商斯达微波光电产品网：[HTTP://www.rfoe.net/](http://www.rfoe.net/)

商斯达中国传感器科技信息网：<http://www.sensor-ic.com/>

商斯达工控安防网：<http://www.pc-ps.net/>

商斯达电子元器件网：<http://www.sunstare.com/>

商斯达消费电子产品网：<http://www.icasic.com/>

商斯达实业科技产品网：<http://www.sunstars.cn/> 射频微波光电元器件销售热线：

地址：深圳市福田区福华路福庆街鸿图大厦 1602 室

电话：0755-83396822 83397033 83398585 82884100

传真：0755-83376182 (0) 13823648918 MSN: SUNS8888@hotmail.com

邮编：518033 E-mail:szss20@163.com QQ: 195847376

深圳赛格展销部：深圳华强北路赛格电子市场 2583 号 电话：0755-83665529 25059422

技术支持：0755-83394033 13501568376

欢迎索取免费详细资料、设计指南和光盘；产品凡多，未能尽录，欢迎来电查询。

北京分公司：北京海淀区知春路 132 号中发电子大厦 3097 号

TEL: 010-81159046 82615020 13501189838 FAX: 010-62543996

上海分公司：上海市北京东路 668 号上海赛格电子市场 D125 号

TEL: 021-28311762 56703037 13701955389 FAX: 021-56703037

西安分公司：西安高新开发区 20 所(中国电子科技集团导航技术研究所)

西安劳动南路 88 号电子商城二楼 D23 号

TEL: 029-81022619 13072977981 FAX:029-88789382