

Product Description

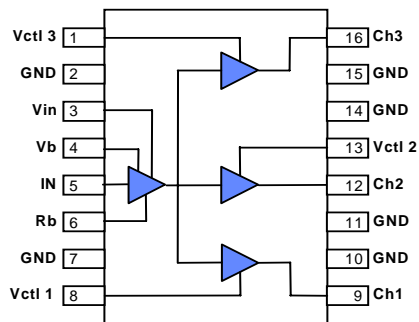
Consumer products, such as Set-Top boxes, PVR's, Home Gateways, and Cable Modems, often require a technique for "splitting" the incoming RF CATV signal, to perform various functions, such as picture-in-picture, VOIP, data, and video recording.

Sirenza Microdevices' CGA-0116 is a high performance 3-output broadband CATV active splitter-amplifier, designed for operation at 5V. It offers flat gain, high isolation, high IP₂, and low power consumption.

This RFIC uses the latest Silicon Germanium Heterostructure Bipolar Transistor (SiGe HBT) process featuring 2 micron emitters.

The matte tin finish on Sirenza's lead-free package utilizes a post annealing process to mitigate tin whisker formation and is RoHS compliant per EU directive 2002/95. This package is also manufactured with green molding compounds that contain no antimony trioxide nor halogenated fire retardants.


Functional Block Diagram



CGA-0116

CGA-0116Z RoHS Compliant & Green Package

3-Output Active Splitter for CATV



16 pin TSSOP Package with Exposed Ground Pad

Product Features

- Available in Lead Free, RoHS compliant, and Green packaging
- Broad Frequency Band: 50 to 870 MHz
- Flat Gain Response: $\pm 0.5\text{ dB}$ Variance
- Internally Matched to 75 Ω
- High Isolation between Output Ports: >35 dB
- High IP₂: >149 dB μ V
- Single Voltage Supply
- Patent Pending

Applications

- Set-top Box
- Cable Modem
- PVR

Key Specifications

Symbol	Parameters: Test Conditions $Z_0 = 75\Omega, V_{CC} = 5.0V, I = 150mA, T_{BP} = 30^\circ C$	Unit	Min.	Typ.	Max.
f_0	Frequency of Operation	MHz	50		870
I	Current		135	150	165
P_{1dB}	Output Power at 1dB Compression - Channels 1&2 @ 500MHz	dB μ V	114.5	116	
	Output Power at 1 dB Compression - Channel 3 @ 870MHz	dB μ V	118.5	120	
S_{21}	Small Signal Gain - Channels 1&2 @ 870MHz	dB	1.8	2.3	2.8
	Small Signal Gain - Channel 3 @ 870MHz	dB	6.5	7.5	8.5
IRL	Input Return Loss 50MHz to 870MHz	dB	7.5	9	
ORL	Output Return Loss 50MHz to 870MHz	dB	11	13	
OIP ₃	Output Third Order Intercept Point - Channels 1&2 @ 500MHz	dB μ V	127	129	
	Output Third Order Intercept Point - Channel 3 @ 500MHz	dB μ V	132	134	
OIP ₂	Output Second Order Intercept Point - Channels 1&2 @ 500MHz	dB μ V	146	149	
	Output Second Order Intercept Point - Channel 3 @ 500MHz	dB μ V	152	155	
NF	Noise Figure - Channels 1&2 @ 870MHz	dB		7.5	8.5
	Noise Figure - Channel 3 @ 870MHz	dB		7.5	8.5
S_{12}	Isolation, Channel-to-Channel 50MHz to 870MHz	dB	32	35	
	Isolation, Output-to-Input 50MHz to 870MHz	dB	37	40	
$R_{TH, jH}$	Thermal Resistance (junction - lead)	$^\circ C/W$		70	

The information provided herein is believed to be reliable at press time. Sirenza Microdevices assumes no responsibility for inaccuracies or omissions.

Sirenza Microdevices assumes no responsibility for the use of this information, and all such information shall be entirely at the user's own risk. Prices and specifications are subject to change without notice. No patent rights or licenses to any of the circuits described herein are implied or granted to any third party. Sirenza Microdevices does not authorize or warrant any Sirenza Microdevices product for use in life-support devices and/or systems.

Copyright 2002 Sirenza Microdevices, Inc. All worldwide rights reserved.

303 South Technology Court, Broomfield, CO 80021

Phone: (800) SMI-MMIC

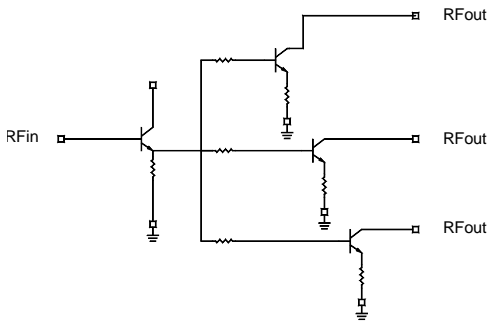
1

<http://www.sirenza.com>
EDS-102750 Rev E

Pin Out Description

Pin #	Function	Description
1	Vctl 3	Gain adjust for Output 3. This pin should be bypassed to ground for max gain
2,7,10 11,14, 15	GND	Connection to ground.
3	Vin	Voltage supply connection for input. This pin should be bypassed with a suitable capacitor.
4	Vb	Bias connection for input. This pin should be bypassed with a suitable capacitor
5	IN	RF input pin. This pin requires a DC blocking capacitor
6	Rb	Input bias resistor connection for setting bias current. This pin should be connected to ground for specified operation.
8	Vctl 1	Gain adjust for Output 3. This pin should be bypassed to ground for max gain
9	Ch. 1	RF Output 1 and DC supply pin. This pin required the use of an external blocking capacitor and RF choke.
12	Ch. 2	RF Output 2 and DC supply pin. This pin required the use of an external blocking capacitor and RF choke.
13	Vctl 2	Gain adjust for Output 3. This pin should be bypassed to ground for max gain
16	Ch. 3	RF Output 3 and DC supply pin. This pin required the use of an external blocking capacitor and RF choke.
Back-side	GND	The exposed backside paddle needs to be well grounded with multiple vias. This is the main electrical GND and the main thermal path.

Simplified Device Schematic



Absolute Maximum Ratings

Parameters	Value	Unit
Current	200	mA
Device Voltage (V _D)	6.0	V
Power Dissipation	1.2	W
Operating Lead Temperature (T _L)	-40 to +85	°C
RF Input Power	15	dBm
Storage Temperature Range	-40 to +150	°C
Operating Junction Temperature (T _J)	+150	°C

Operation of this device beyond any one of these limits may cause permanent damage. For reliable continuous operation the device voltage and current must not exceed the maximum operating values specified in the table on page one.

Bias conditions should also satisfy the following expression:
 $I_D V_D < (T_J - T_L) / R_{TH} \text{ } ^\circ\text{C/W}$

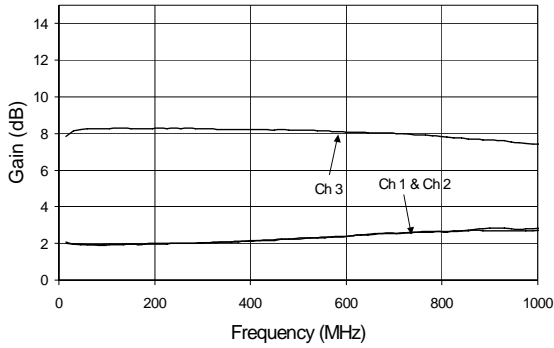


Caution: ESD Sensitive

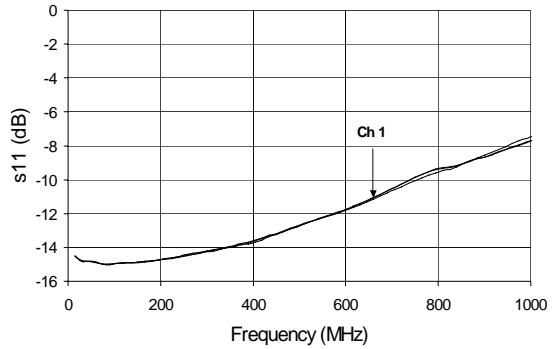
Appropriate precaution in handling, packaging and testing devices must be observed.

Evaluation Board Data ($V_{CC} = 5.0V$, $I_{CC} = 150mA$)

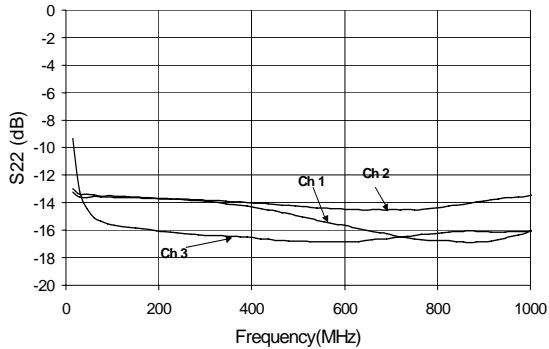
Gain vs Frequency



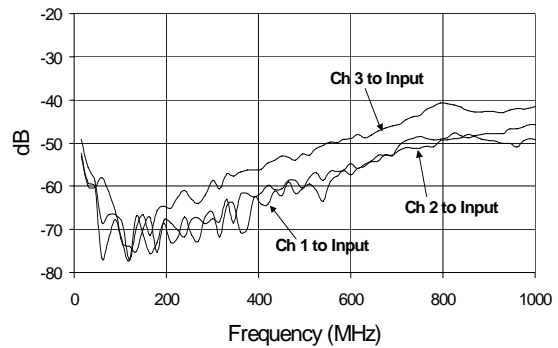
Input Return Loss Vs. Freq



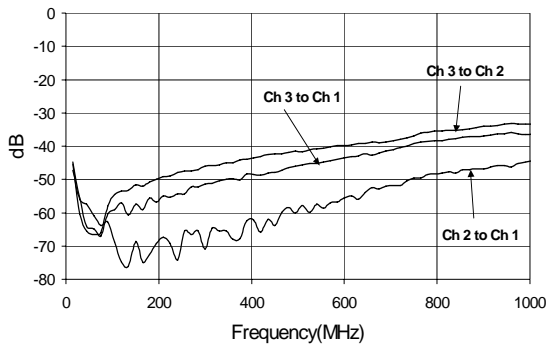
Output Return Loss vs Frequency



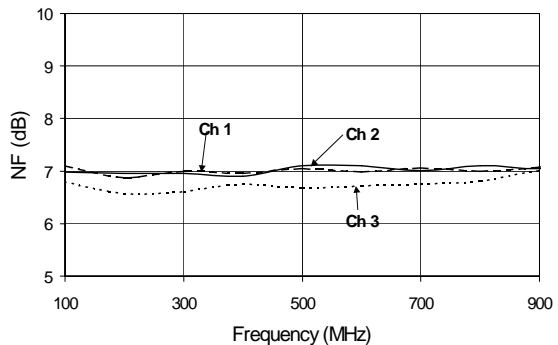
Isolation Channel Output to RF Input



Isolation vs Frequency

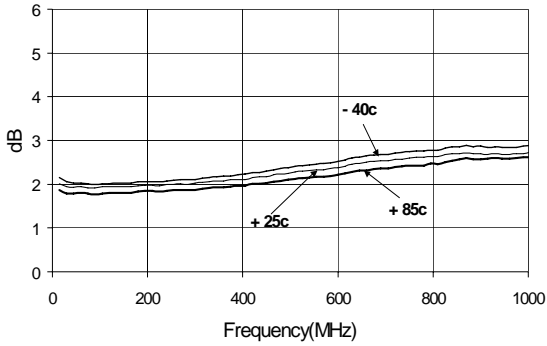


Noise Figure vs Frequency

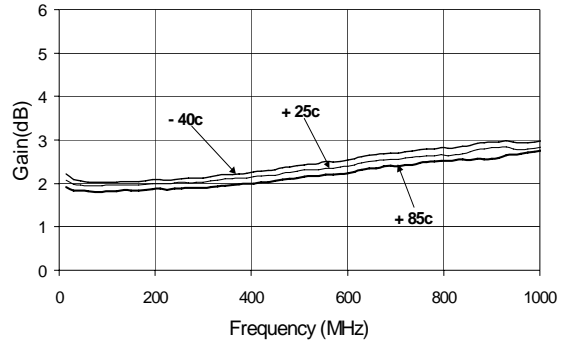


Evaluation Board Data ($V_{CC} = 5.0V$, $I_{CC} = 150mA$)

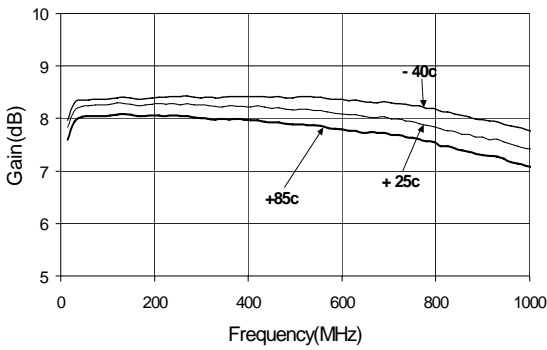
Channel 1 Gain vs Temperature



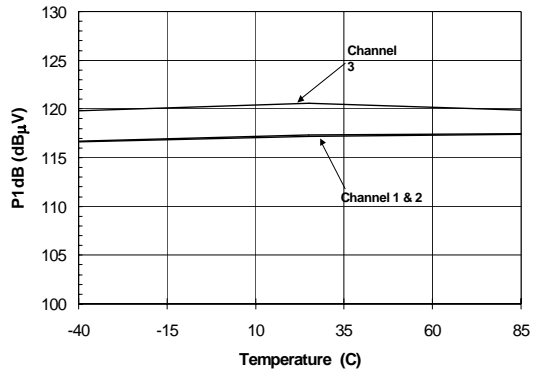
Channel 2 Gain vs Temperature



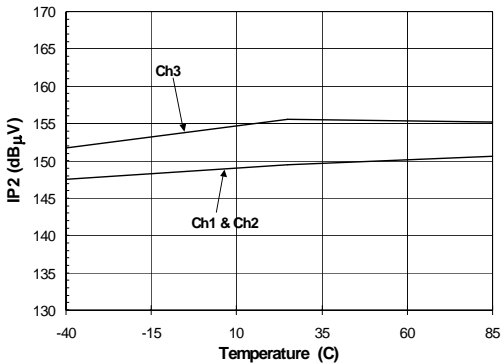
Ch 3 Gain vs Temperature



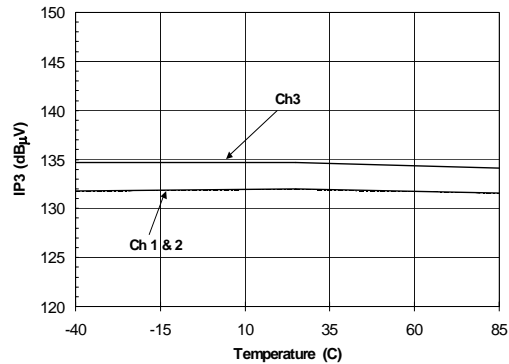
P1dB vs. Temperature (500 MHz)



IP2 vs. Temperature (500 MHz)



IP3 vs. Temperature (500 MHz)

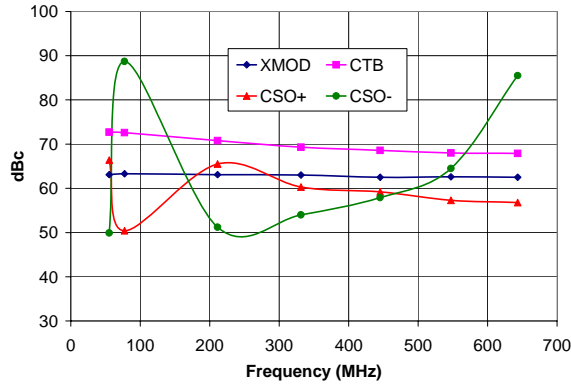


Channel 1 and 2 Composite Performance:

Evaluation Board Data ($V_{CC} = 5.0V$, $I_{CC} = 150mA$)

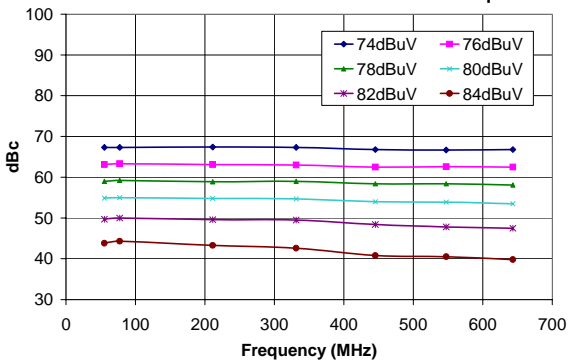
Ch. 1 Measured Data Shown

CTB/CSO/XMOD, Ch. 1 & 2
Input Power 76 dBuV/Ch., 100 Ch., Flat

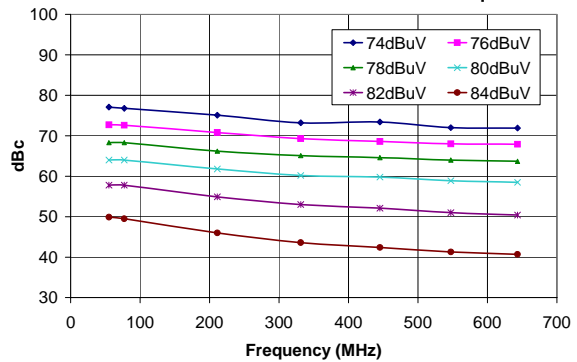


Channel 1 & 2 Composite Performance vs. Input Power Level, 100 Ch., Flat:

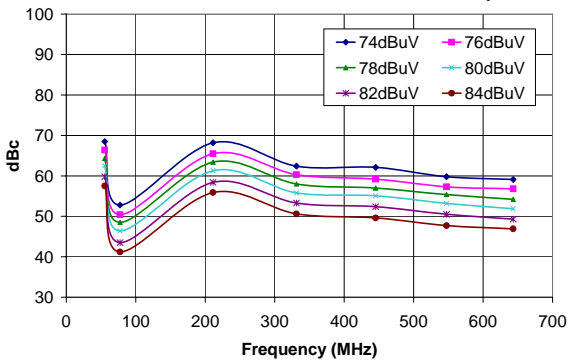
CGA-0116 Ch. 1 & 2: XMOD vs. Pin and Freq.



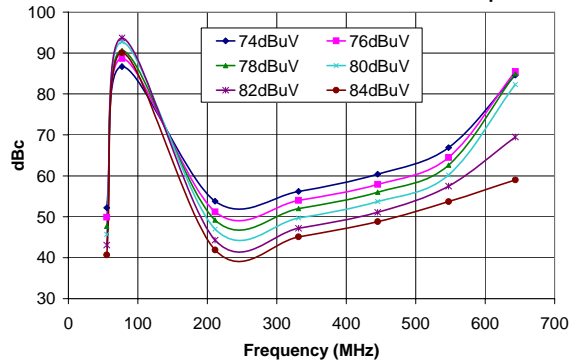
CGA-0116 Ch. 1 & 2: CTB vs. Pin and Freq.



CGA-0116 Ch. 1 & 2: CSO+ vs. Pin and Freq.

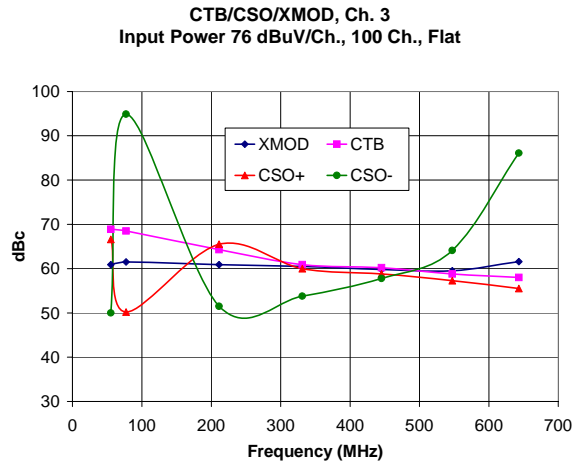


CGA-0116 Ch. 1 & 2: CSO- vs. Pin and Freq.

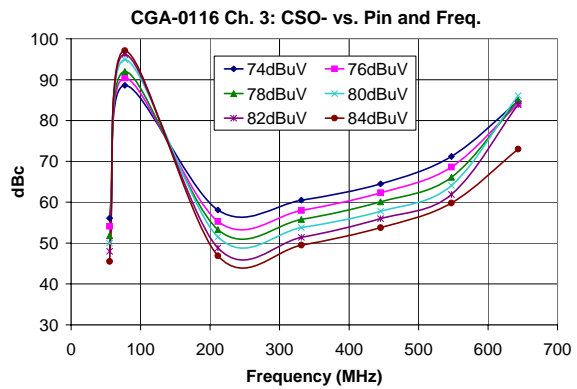
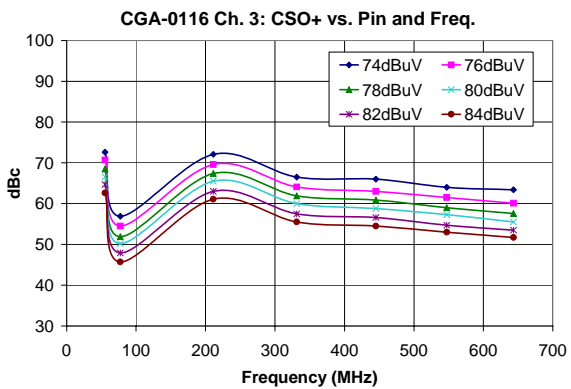
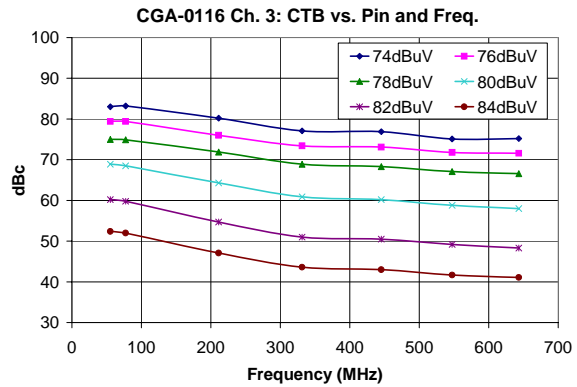
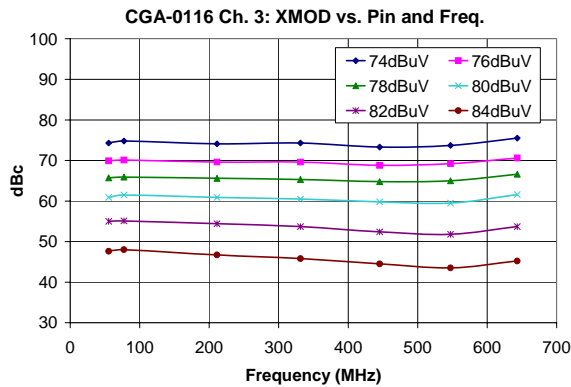


Channel 3 Composite Performance:

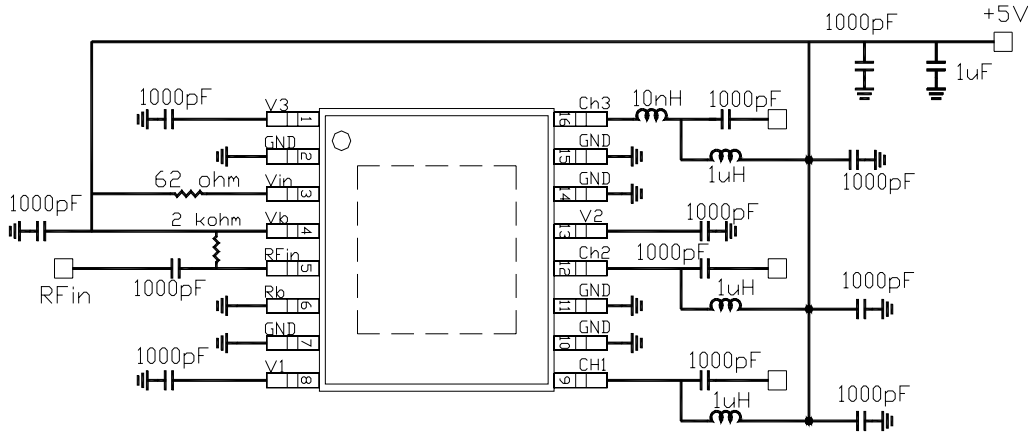
Evaluation Board Data ($V_{CC} = 5.0V$, $I_{CC} = 150mA$)



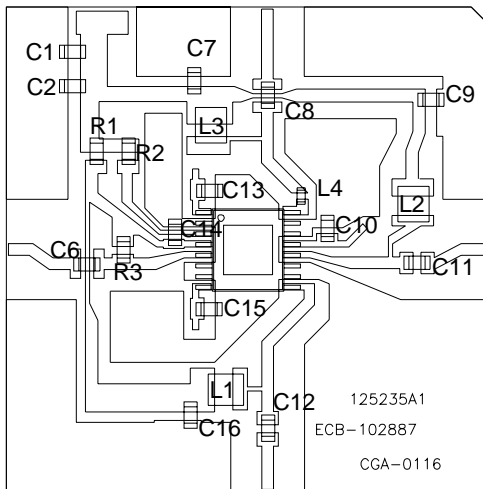
Channel 3 Composite Performance vs. Input Power Level, 100 Ch., Flat:



Evaluation Board Schematic



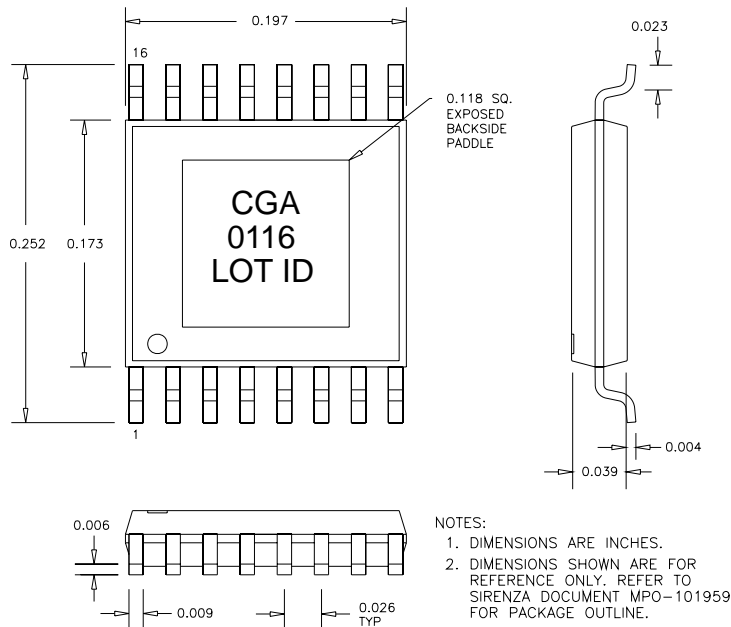
Evaluation Board Layout



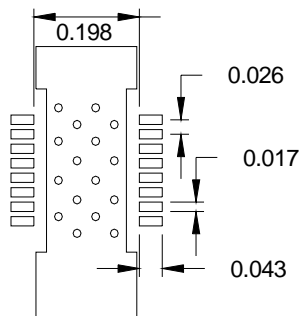
Component	Value
C1	0.1uF
C2,C6,C7,C8,C9,C10,C11, C12,C13,C14,C15,C16	1000pF
L1,L2,L3	1uH
R1	0 ohm
R2	62 ohm
R3	2K ohm
L4	10nH 0402 size

NOTE: VIAS NOT SHOWN

Package Outline Drawing



Recommended Land Pattern



Note 1: Dimensions are in inches

Part Symbolization

The part will be symbolized with an "CGA-0116" marking designator on the top surface of the package.

Part Number Ordering Information

Part Number	Reel Size	Devices/Reel
CGA-0116	7"	1000
CGA-0116Z	7"	1000

SUNSTAR 商斯达实业集团是集研发、生产、工程、销售、代理经销、技术咨询、信息服务等为一体的高科技企业，是专业高科技电子产品生产厂家，是具有 10 多年历史的专业电子元器件供应商，是中国最早和最大的仓储式连锁规模经营大型综合电子零部件代理分销商之一，是一家专业代理和分销世界各大品牌 IC 芯片和电子元器件的连锁经营综合性国际公司，专业经营进口、国产名厂名牌电子元件，型号、种类齐全。在香港、北京、深圳、上海、西安、成都等全国主要电子市场设有直属分公司和产品展示展销窗口门市部专卖店及代理分销商，已在全国范围内建成强大统一的供货和代理分销网络。我们专业代理经销、开发生产电子元器件、集成电路、传感器、微波光电元器件、工控机/DOC/DOM 电子盘、专用电路、单片机开发、MCU/DSP/ARM/FPGA 软件硬件、二极管、三极管、模块等，是您可靠的一站式现货配套供应商、方案提供商、部件功能模块开发配套商。商斯达实业公司拥有庞大的资料库，有数位毕业于著名高校——有中国电子工业摇篮之称的西安电子科技大学（西军电）并长期从事国防尖端科技研究的高级工程师为您精挑细选、量身订做各种高科技电子元器件，并解决各种技术问题。

微波光电部专业代理经销高频、微波、光纤、光电元器件、组件、部件、模块、整机；电磁兼容元器件、材料、设备；微波 CAD、EDA 软件、开发测试仿真工具；微波、光纤仪器仪表。欢迎国外高科技微波、光纤厂商将优秀产品介绍到中国、共同开拓市场。长期大量现货专业批发高频、微波、卫星、光纤、电视、CATV 器件：晶振、VCO、连接器、PIN 开关、变容二极管、开关二极管、低噪晶体管、功率电阻及电容、放大器、功率管、MMIC、混频器、耦合器、功分器、振荡器、合成器、衰减器、滤波器、隔离器、环行器、移相器、调制解调器；光电子器件和组件：红外发射管、红外接收管、光电开关、光敏管、发光二极管和发光二极管组件、半导体激光二极管和激光器组件、光电探测器和光接收组件、光发射接收模块、光纤激光器和光放大器、光调制器、光开关、DWDM 用光发射和接收器件、用户接入系统光收发器件与模块、光纤连接器、光纤跳线/尾纤、光衰减器、光纤适配器、光隔离器、光耦合器、光环行器、光复用器/转换器；无线收发芯片和模组、蓝牙芯片和模组。

更多产品请看本公司产品专用销售网站：

商斯达中国传感器科技信息网：<http://www.sensor-ic.com/>

商斯达工控安防网：<http://www.pc-ps.net/>

商斯达电子元器件网：<http://www.sunstare.com/>

商斯达微波光电产品网：[HTTP://www.rfoe.net/](http://www.rfoe.net/)

商斯达消费电子产品网：<http://www.icasic.com/>

商斯达实业科技产品网：<http://www.sunstars.cn/> 微波元器件销售热线：

地址：深圳市福田区福华路福庆街鸿图大厦 1602 室

电话：0755-82884100 83397033 83396822 83398585

传真：0755-83376182 (0) 13823648918 MSN: SUNS8888@hotmail.com

邮编：518033 E-mail:szss20@163.com QQ: 195847376

深圳赛格展销部：深圳华强北路赛格电子市场 2583 号 电话：0755-83665529 25059422

技术支持：0755-83394033 13501568376

欢迎索取免费详细资料、设计指南和光盘；产品凡多，未能尽录，欢迎来电查询。

北京分公司：北京海淀区知春路 132 号中发电子大厦 3097 号

TEL: 010-81159046 82615020 13501189838 FAX: 010-62543996

上海分公司：上海市北京东路 668 号上海赛格电子市场 D125 号

TEL: 021-28311762 56703037 13701955389 FAX: 021-56703037

西安分公司：西安高新开发区 20 所(中国电子科技集团导航技术研究所)

西安劳动南路 88 号电子商城二楼 D23 号

TEL: 029-81022619 13072977981 FAX:029-88789382