

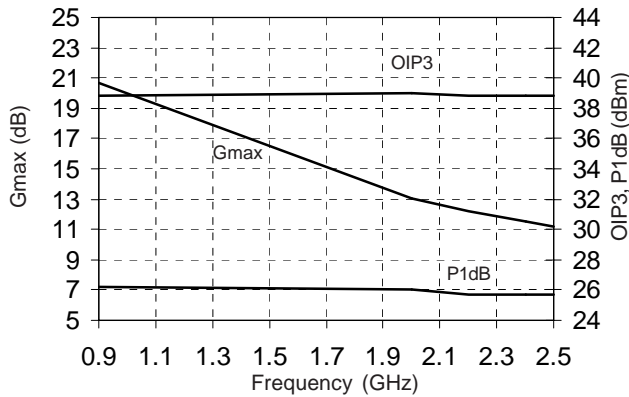


Product Description

Sirenza Microdevices' SGA-9189 is a high performance transistor designed for operation to 3 GHz. With optimal matching at 2 GHz, OIP3=39 dBm and P1dB=25.5 dBm. This RF device is based on a Silicon Germanium Heterostructure Bipolar Transistor (SiGe HBT) process. The SGA-9189 is cost-effective for applications requiring high linearity even at moderate biasing levels. It is well suited for operation at both 5V and 3V.

The matte tin finish on Sirenza's lead-free package utilizes a post annealing process to mitigate tin whisker formation and is RoHS compliant per EU Directive 2002/95. This package is also manufactured with green molding compounds that contain no antimony trioxide nor halogenated fire retardants.

Typical Gmax, OIP3, P1dB @ 5V,180mA



SGA-9189 SGA-9189Z



Medium Power Discrete SiGe Transistor



Product Features

- Available in RoHS compliant Green packaging
- 50-3000 MHz Operation
- 39 dBm Output IP3 Typical at 1.96 GHz
- 12.2 dB Gain Typical at 1.96 GHz
- 25.5 dBm P1dB Typical at 1.96 GHz
- 2.1 dB NF Typical at 0.9 GHz
- Cost Effective
- 3-5 V Operation

Applications

- Wireless Infrastructure Driver Amplifiers
- CATV Amplifiers
- Wireless Data, WLL Amplifiers
- AN-021 contains detailed application circuits

Symbol	Device Characteristics, T = 25°C V _{CE} = 5V, I _{CQ} = 180mA (unless otherwise noted)	Test Frequency [1] 100% Tested [2] Sample Tested	Units	Min.	Typ.	Max.
G _{MAX}	Maximum Available Gain Z _S =Z _S [*] , Z _L =Z _L [*]	f = 900 MHz f = 1960 MHz	dB		20.5 13.2	
G	Power Gain Z _S =Z _{SOPT} [*] , Z _L =Z _{LOPT} [*]	f = 900 MHz [1] f = 1960 MHz [2]	dB	17.5 11.2	19.0 12.2	20.5 13.2
P1dB	Output 1dB Compression Point Z _S =Z _{SOPT} [*] , Z _L =Z _{LOPT} [*]	f = 900 MHz f = 1960 MHz [2]	dBm	23.5	25.8 25.5	
OIP ₃	Output Third Order Intercept Point Z _S =Z _{SOPT} [*] , Z _L =Z _{LOPT} [*] , P _{OUT} = +10 dBm per tone	f = 900 MHz f = 1960 MHz [2]	dBm	36.5	40.0 39.0	
NF	Noise Figure Z _S =Z _{SOPT} [*] , Z _L =Z _{LOPT} [*]	f = 900 MHz f = 1960 MHz	dB		2.1 2.6	
BV _{CEO}	Collector - Emitter Breakdown Voltage		V	7.5	8.5	
h _{FE}	DC current gain			100	180	300
Rth	Thermal Resistance (junction-to-lead)		°C/W		47	
V _{CE}	Operating Voltage (collector-to-emitter)		V			5.5
I	Operating Current		mA	155	180	195

The information provided herein is believed to be reliable at press time. Sirenza Microdevices assumes no responsibility for inaccuracies or omissions. Sirenza Microdevices assumes no responsibility for the use of this information, and all such information shall be entirely at the user's own risk. Prices and specifications are subject to change without notice. No patent rights or licenses to any of the circuits described herein are implied or granted to any third party. Sirenza Microdevices does not authorize or warrant any Sirenza Microdevices product for use in life-support devices and/or systems. Copyright 2005 Sirenza Microdevices, Inc.. All worldwide rights reserved.



SGA-9189 Medium Power Discrete SiGe Transistor

Absolute Maximum Ratings

Parameter	Absolute Limit
Max Base Current (I_B)	5 mA
Max Device Current (I_{CE})	200 mA
Max Collector-Emitter Voltage (V_{CE0})	7 V
Max Collector-Base Voltage (V_{CBO})	20 V
Max Emitter-Base Voltage (V_{EBO})	4.8 V
Max. Junction Temp. (T_J)	+150°C
Operating Temp. Range (T_L)	See Graph
Max. Storage Temp.	+150°C

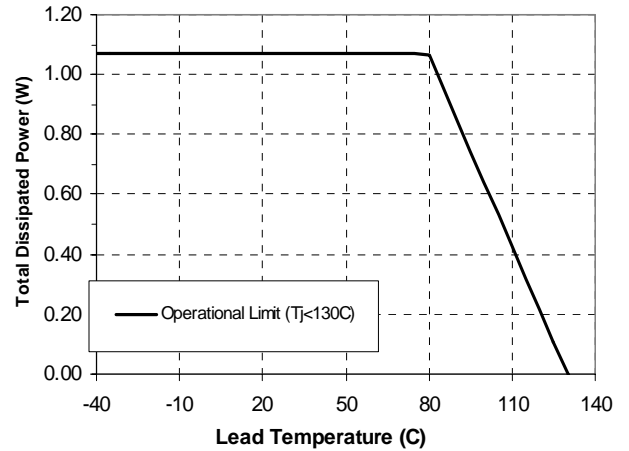
***Note:** Load condition, $Z_L = 50$ Ohms

Operation of this device beyond any one of these limits may cause permanent damage. For reliable continuous operation, the device voltage and current must not exceed the maximum operating values specified in the table on page one.

Bias Conditions should also satisfy the following expression:

$$I_D V_D < (T_J - T_L) / R_{TH, j-l} \quad T_L = T_{LEAD}$$

Maximum Recommended Operational Dissipated Power



Typical Performance - Engineering Application Circuits (See AN-021)

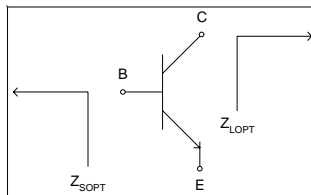
Freq (MHz)	V_{CE} (V)	I_{CQ} (mA)	P1dB (dBm)	OIP3 ¹ (dBm)	Gain (dB)	S11 (dB)	S22 (dB)	NF (dB)	Z_{SOPT} (Ω)	Z_{LOPT} (Ω)
945	5	184	25.8	39.5	18.8	-14	-26	2.1	6.8 - j0.85	16 + j5.9
1960	5	179	25.5	40.0	12.2	-23	-21	2.4	7.6 - j11.2	22.8 + j0.7
2140	5	180	25.4	39.0	11.3	-20	-14	2.6	18.1 + j3.4	23.8 - j9.0
2440	5	180	25.4	40.0	10.2	-20	-17	2.7	5.6 - j15.1	23.1 - j2.7

¹ $P_{OUT} = +10$ dBm per tone for $V_{CE} = 5V$, 1 MHz tone spacing

Freq (MHz)	V_{CE} (V)	I_{CQ} (mA)	P1dB (dBm)	OIP3 ² (dBm)	Gain (dB)	S11 (dB)	S22 (dB)	NF (dB)	Z_{SOPT} (Ω)	Z_{LOPT} (Ω)
945	3	165	22.1	34.3	17.7	-18	-11	2.1	9.6 - j1.6	11.0 + j1.4
1960	3	162	22.4	35.0	11.8	-18	-16	2.2	7.8 - j13.1	19.3 - j2.9
2440	3	165	23.2	35.3	9.9	-20	-15	2.6	8.1 - j16.0	21.0 - j6.5

² $P_{OUT} = +6$ dBm per tone for $V_{CE} = 3V$, 1 MHz tone spacing

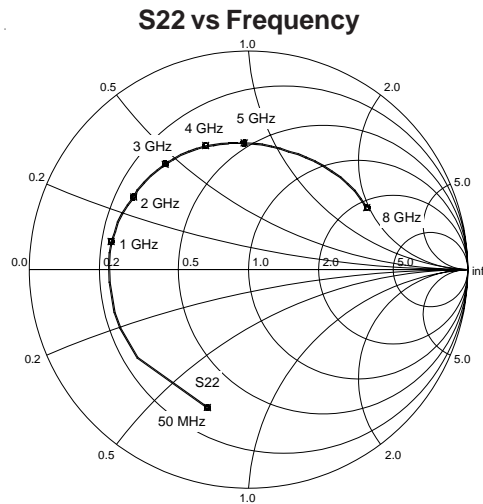
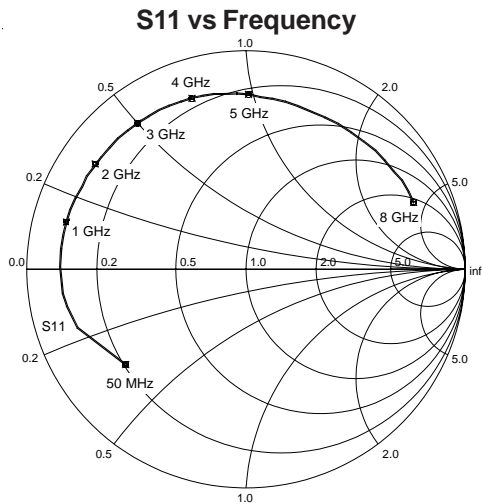
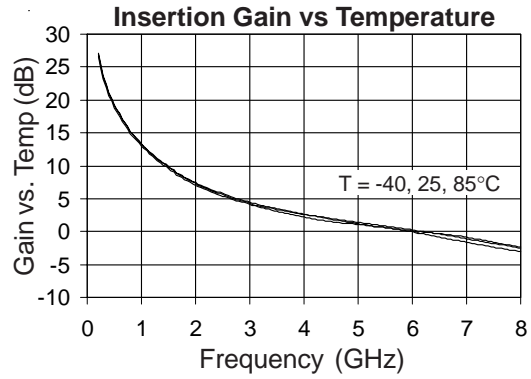
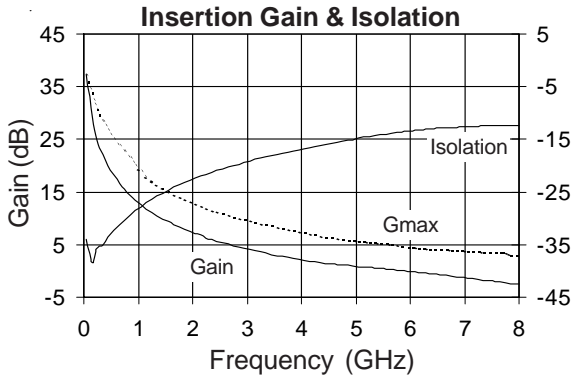
Data above represents typical performance of the application circuits noted in Application Note AN-021. Refer to the application note for additional RF data, PCB layouts, and BOMs for each application circuit. The application note also includes biasing instructions and other key issues to be considered. For the latest application notes please visit our site at www.sirenza.com or call your local sales representative.



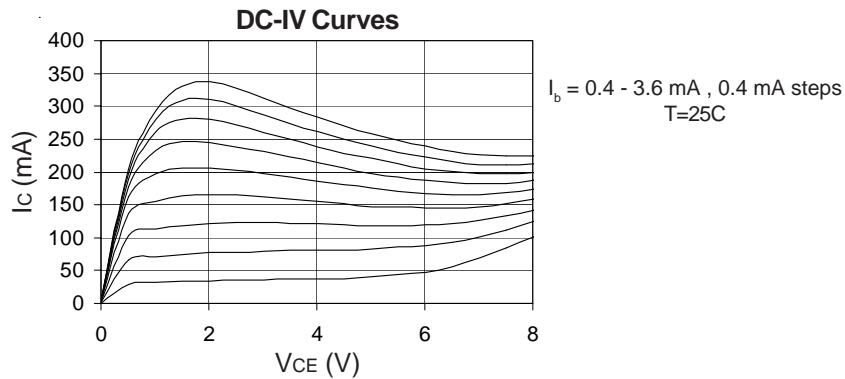


SGA-9189 Medium Power Discrete SiGe Transistor

De-embedded S-Parameters ($Z_S=Z_L=50\ \text{Ohms}$, $V_{CE}=5\text{V}$, $I_{CQ}=185\text{mA}$, 25°C)



Note: S-parameters are de-embedded to the device leads with $Z_S=Z_L=50\ \Omega$. The data represents typical performance of the device. De-embedded s-parameters can be downloaded from our website (www.sirenza.com).





SGA-9189 Medium Power Discrete SiGe Transistor



Caution: ESD sensitive

Appropriate precautions in handling, packaging and testing devices must be observed.

Pin Description

Pin #	Function	Description
1	Base	RF Input
2	Emitter	Connection to ground. Use via holes to reduce lead inductance. Place vias as close to ground leads as possible.
3	Collector	RF Output
4	Emitter	Same as Pin 2

Mounting and Thermal Considerations

It is very important that adequate heat sinking be provided to minimize the device junction temperature. The following items should be implemented to maximize MTTF and RF performance.

1. Multiple solder-filled vias are required directly below the ground tab (pin 4). [CRITICAL]
2. Incorporate a large ground pad area with multiple plated-through vias around pin 4 of the device. [CRITICAL]
3. Use two point board seating to lower the thermal resistance between the PCB and mounting plate. Place machine screws as close to the ground tab (pin 4) as possible. [RECOMMENDED]
4. Use 2 ounce copper to improve the PCB's heat spreading capability. [RECOMMENDED]

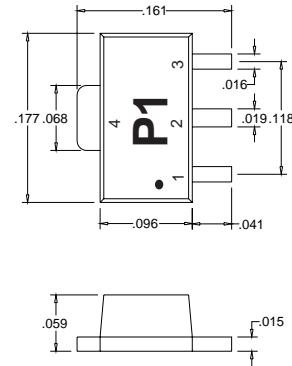
Part Number Ordering Information

Part Number	Reel Size	Devices/Reel
SGA-9189	13"	3000
SGA-9189Z	13"	3000

Part Symbolization

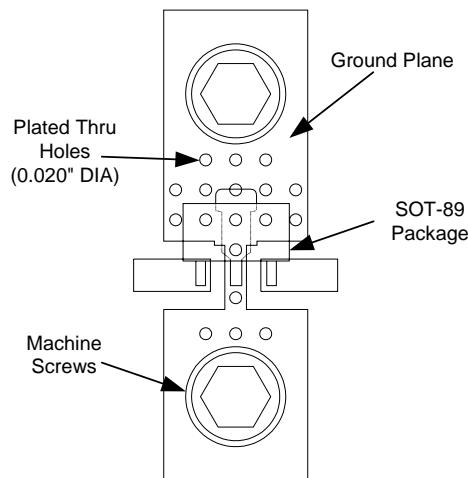
The part will be symbolized with the "P1" ("P1Z" for RoHS version) designator and a dot signifying pin 1 on the top surface of the package.

Package Dimensions



DIMENSIONS ARE IN INCHES

Recommended Mounting Configuration for Optimum RF and Thermal Performance



SUNSTAR 商斯达实业集团是集研发、生产、工程、销售、代理经销、技术咨询、信息服务等为一体的高科技企业，是专业高科技电子产品生产厂家，是具有 10 多年历史的专业电子元器件供应商，是中国最早和最大的仓储式连锁规模经营大型综合电子零部件代理分销商之一，是一家专业代理和分销世界各大品牌 IC 芯片和电子元器件的连锁经营综合性国际公司，专业经营进口、国产名厂名牌电子元件，型号、种类齐全。在香港、北京、深圳、上海、西安、成都等全国主要电子市场设有直属分公司和产品展示展销窗口门市部专卖店及代理分销商，已在全国范围内建成强大统一的供货和代理分销网络。我们专业代理经销、开发生产电子元器件、集成电路、传感器、微波光电元器件、工控机/DOC/DOM 电子盘、专用电路、单片机开发、MCU/DSP/ARM/FPGA 软件硬件、二极管、三极管、模块等，是您可靠的一站式现货配套供应商、方案提供商、部件功能模块开发配套商。商斯达实业公司拥有庞大的资料库，有数位毕业于著名高校——有中国电子工业摇篮之称的西安电子科技大学（西军电）并长期从事国防尖端科技研究的高级工程师为您精挑细选、量身订做各种高科技电子元器件，并解决各种技术问题。

微波光电部专业代理经销高频、微波、光纤、光电元器件、组件、部件、模块、整机；电磁兼容元器件、材料、设备；微波 CAD、EDA 软件、开发测试仿真工具；微波、光纤仪器仪表。欢迎国外高科技微波、光纤厂商将优秀产品介绍到中国、共同开拓市场。长期大量现货专业批发高频、微波、卫星、光纤、电视、CATV 器件：晶振、VCO、连接器、PIN 开关、变容二极管、开关二极管、低噪晶体管、功率电阻及电容、放大器、功率管、MMIC、混频器、耦合器、功分器、振荡器、合成器、衰减器、滤波器、隔离器、环行器、移相器、调制解调器；光电子器件和组件：红外发射管、红外接收管、光电开关、光敏管、发光二极管和发光二极管组件、半导体激光二极管和激光器组件、光电探测器和光接收组件、光发射接收模块、光纤激光器和光放大器、光调制器、光开关、DWDM 用光发射和接收器件、用户接入系统光收发器件与模块、光纤连接器、光纤跳线/尾纤、光衰减器、光纤适配器、光隔离器、光耦合器、光环行器、光复用器/转换器；无线收发芯片和模组、蓝牙芯片和模组。

更多产品请看本公司产品专用销售网站：

商斯达中国传感器科技信息网：<http://www.sensor-ic.com/>

商斯达工控安防网：<http://www.pc-ps.net/>

商斯达电子元器件网：<http://www.sunstare.com/>

商斯达微波光电产品网：[HTTP://www.rfoe.net/](http://www.rfoe.net/)

商斯达消费电子产品网：<http://www.icasic.com/>

商斯达实业科技产品网：<http://www.sunstars.cn/> 微波元器件销售热线：

地址：深圳市福田区福华路福庆街鸿图大厦 1602 室

电话：0755-82884100 83397033 83396822 83398585

传真：0755-83376182 (0) 13823648918 MSN: SUNS8888@hotmail.com

邮编：518033 E-mail:szss20@163.com QQ: 195847376

深圳赛格展销部：深圳华强北路赛格电子市场 2583 号 电话：0755-83665529 25059422

技术支持：0755-83394033 13501568376

欢迎索取免费详细资料、设计指南和光盘；产品凡多，未能尽录，欢迎来电查询。

北京分公司：北京海淀区知春路 132 号中发电子大厦 3097 号

TEL: 010-81159046 82615020 13501189838 FAX: 010-62543996

上海分公司：上海市北京东路 668 号上海赛格电子市场 D125 号

TEL: 021-28311762 56703037 13701955389 FAX: 021-56703037

西安分公司：西安高新开发区 20 所(中国电子科技集团导航技术研究所)

西安劳动南路 88 号电子商城二楼 D23 号

TEL: 029-81022619 13072977981 FAX:029-88789382