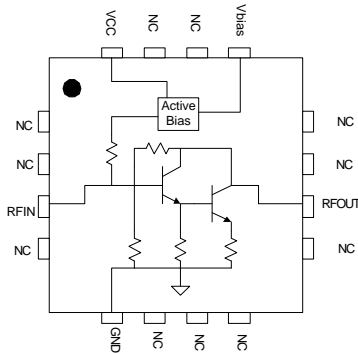




Product Description

Sirenza Microdevices' SGB-2433 is a high performance SiGe HBT MMIC amplifier utilizing a Darlington configuration with an active bias network. The active bias network provides stable current over temperature and process Beta variations. Designed to run directly from a 3V to 5V supply the SGB-2433 does not require a drop resistor as compared to typical Darlington amplifiers. This robust amplifier features a Class 1C ESD rating, low thermal resistance, and unconditional stability. The SGB-2433 product is designed for high linearity 3V gain block applications that require small size and minimal external components. It is on chip matched to 50 ohm and an external bias inductor choke is required for the application band.

Functional Block Diagram



Key Specifications

Symbol	Parameters: Test Conditions $Z_0 = 50\Omega, V_{CC} = 3.0V, I_c = 25mA, T = 30^\circ C$	Unit	Min.	Typ.	Max.
f_o	Frequency of Operation	MHz	DC		4000
S_{21}	Small Signal Gain – 850MHz	dB		19.1	
	Small Signal Gain – 1950MHz		15.7	17.2	18.7
	Small Signal Gain – 2400MHz			16.2	
P_{1dB}	Output Power at 1dB Compression – 850MHz	dBm		7.7	
	Output Power at 1dB Compression – 1950MHz		5.4	6.9	
	Output Power at 1dB Compression – 2400MHz			6.2	
OIP3	Output IP3 – 850MHz	dB		19.5	
	Output IP3 – 1950MHz		16.0	18.0	
	Output IP3 – 2400MHz			18.0	
IRL	Input Return Loss @ 1950MHz	dB	10	13.4	
ORL	Output Return Loss @ 1950MHz	dB	10	13.6	
I_c	Current	mA	21	25	29
NF	Noise Figure @1950MHz	dB		3.5	4.5
$R_{th, j-l}$	Thermal Resistance (junction - lead)	$^\circ C/W$		221	

The information provided herein is believed to be reliable at press time. Sirenza Microdevices assumes no responsibility for inaccuracies or omissions. Sirenza Microdevices assumes no responsibility for the use of this information, and all such information shall be entirely at the user's own risk. Prices and specifications are subject to change without notice. No patent rights or licenses to any of the circuits described herein are implied or granted to any third party. Sirenza Microdevices does not authorize or warrant any Sirenza Microdevices product for use in life-support devices and/or systems.

Copyright 2002 Sirenza Microdevices, Inc. All worldwide rights reserved.
303 South Technology Court, Broomfield, CO 80021

Phone: (800) SMI-MMIC

<http://www.sirenza.com>
EDS-103083 Rev E

Preliminary Data Sheet

SGB-2433

DC – 4 GHz Active Bias Gain Block



Product Features

- High reliability SiGe HBT Technology
- Robust Class 1C ESD
- Simple and small size
- $P_{1dB} = 6.9 \text{ dBm @ } 1950\text{MHz}$
- $IP3 = 18.0 \text{ dBm @ } 1950\text{MHz}$
- Low Thermal Resistance = 221 C/W

Applications

- 3V Battery operated applications
- LO buffer amp
- RF pre-driver and RF receive path



Preliminary Data Sheet
SGB-2433 DC-4GHz Active Bias Gain Block

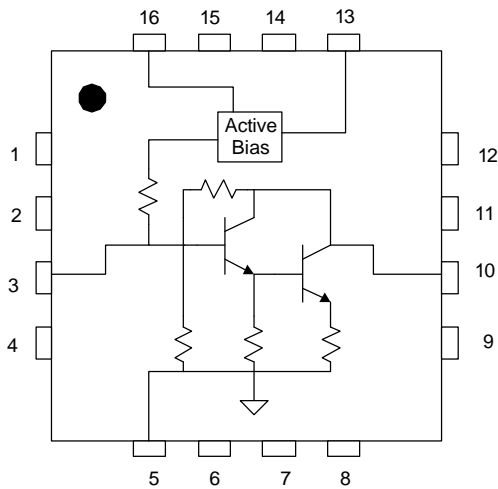
Detailed Performance Table: Vcc=3V, Ic=25mA, T=25C, Z=50ohms

Symbol	Parameter	Units	100MHz	500MHz	850MHz	1950MHz	2400MHz	3500MHz
G	Small Signal Gain	dB	19.7	19.5	19.1	17.2	16.2	14.0
OIP3	Output 3rd Order Intercept Point	dBm		20.0	19.5	18.0	18.0	
P1dB	Output Power at 1dB Compression	dBm		8.3	7.7	6.9	6.2	
IRL	Input Return Loss	dB	25.0	19.9	17.1	13.4	12.7	10.5
ORL	Output Return Loss	dB	20.5	18.9	17.1	13.6	13.1	13.0
S12	Reverse Isolation	dB	22.4	22.6	22.9	23.7	23.9	24.5
NF	Noise Figure	dB	3.8	3.2	3.2	3.5	3.9	4.3

Pin Out Description

Pin #	Function	Description
1,2,4,6,7,8,11,12,14	NC	These are no connect pins. Leave them unconnected on the PC board.
3	RFIN	RF input pin. A DC voltage should not be connected externally to this pin
5	GND	An extra ground pin that is connected to the backside exposed paddle. Connection is optional.
10	RFOUT	RF Output pin. Bias is applied to the Darlington stage thru this pin.
13	VBIAS	This pin sources the current from the active bias circuit. Connect to pin 10 thru an inductor choke.
16	VCC	This is Vcc for the active bias circuit.
Back-side	GND	The backside exposed paddle is the main electrical GND and requires multiple vias in the PC board to GND. It is also the main thermal path.

Simplified Device Schematic



Caution: ESD Sensitive

Appropriate precaution in handling, packaging and testing devices must be observed.

Absolute Maximum Ratings

Parameters	Value	Unit
Current (Ic total)	60	mA
Device Voltage (V _D)	5	V
Power Dissipation	0.2	W
Operating Lead Temperature (T _L)	-40 to +85	°C
RF Input Power	20	dBm
Storage Temperature Range	-40 to +150	°C
Operating Junction Temperature (T _J)	+150	°C

Operation of this device beyond any one of these limits may cause permanent damage. For reliable continuous operation the device voltage and current must not exceed the maximum operating values specified in the table on page one.

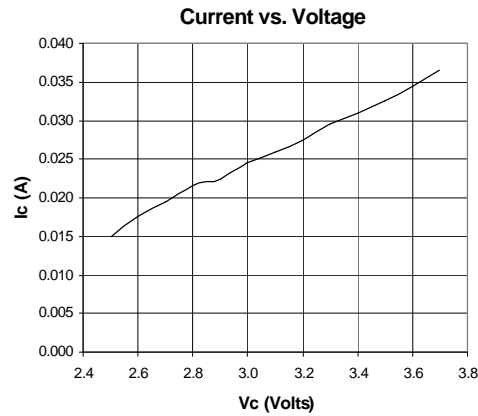
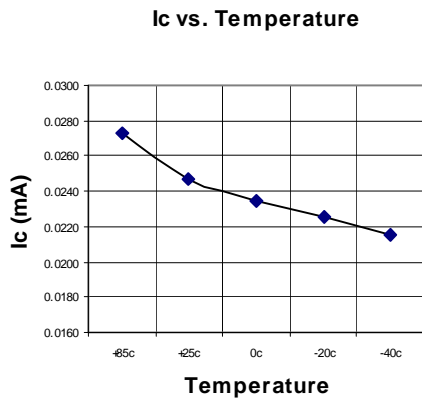
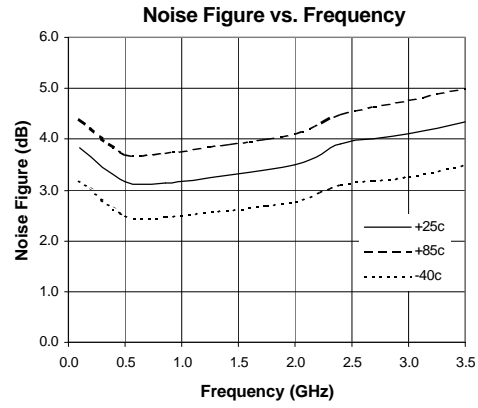
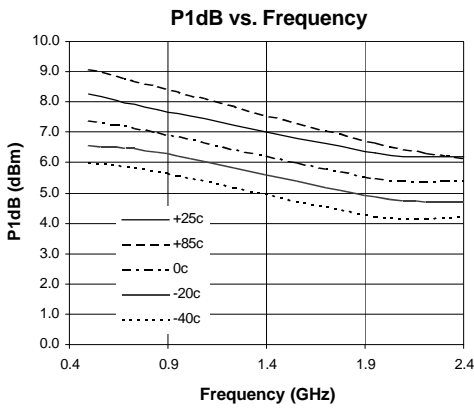
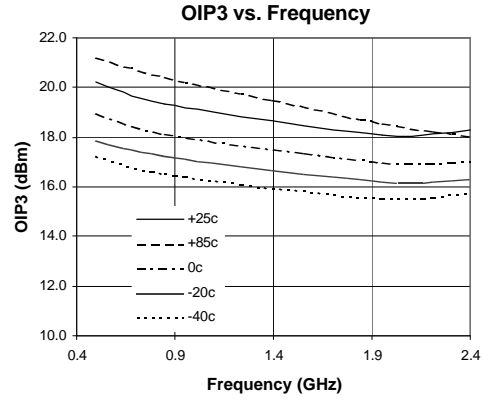
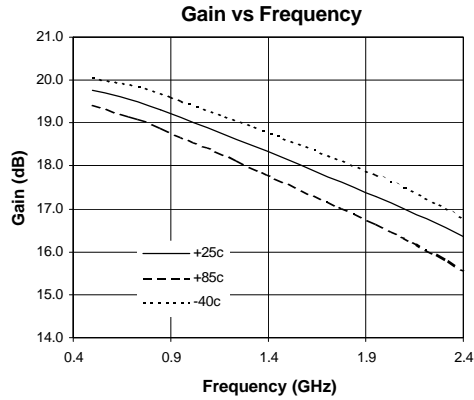
Bias conditions should also satisfy the following expression:

$$I_D V_D < (T_J - T_L) / R_{TH} \text{ } ^\circ\text{C} \cdot \text{W}$$



Preliminary Data Sheet
SGB-2433 DC-4GHz Active Bias Gain Block

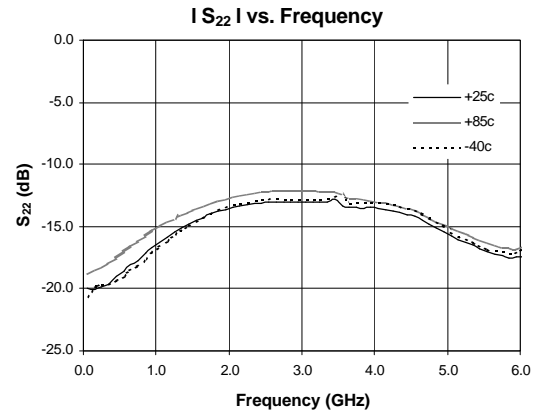
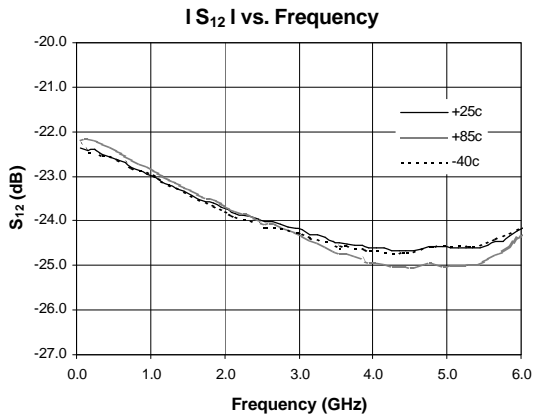
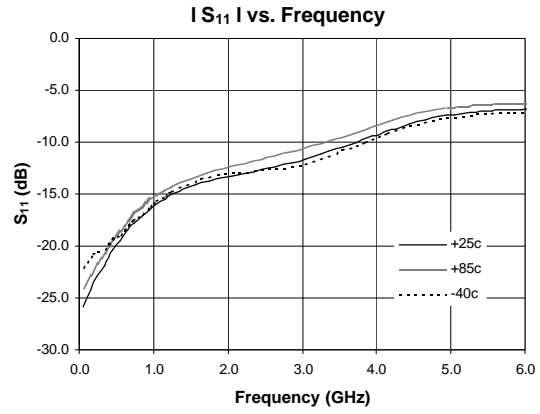
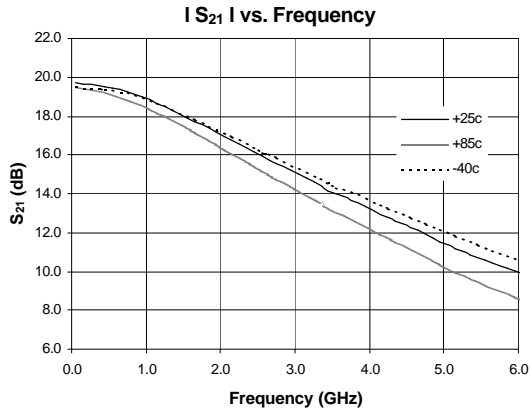
Evaluation Board Data ($V_{CC}=V_{BIAS} = 3.0V$, $I_c = 25mA$) Bias Tee substituted for DC feed inductor (L1)





Preliminary Data Sheet
SGB-2433 DC-4GHz Active Bias Gain Block

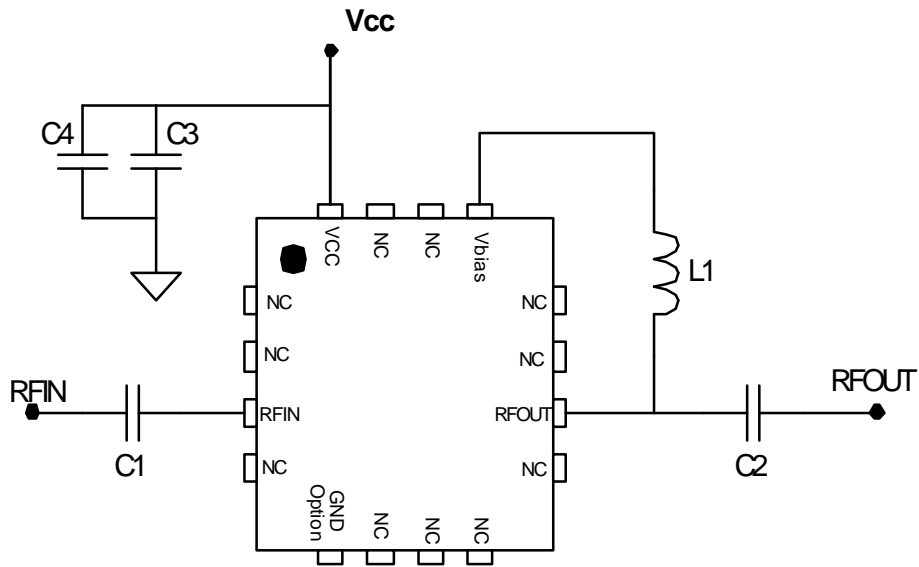
Evaluation Board Data ($V_{CC}=V_{BIAS} = 3.0V$, $I_c = 25mA$) Bias Tee substituted for DC feed inductor (L1)



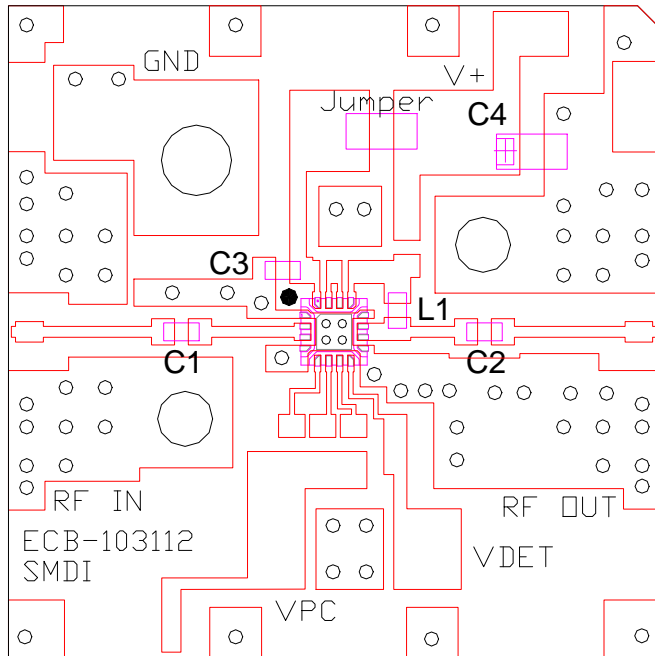


Preliminary Data Sheet
SGB-2433 DC-4GHz Active Bias Gain Block

Typical Evaluation Board Schematic for 3.0V



Evaluation Board - Board material GETEK, 31mil thick, Dk=4.2, 1 oz. copper



Component Values By Band

Designator	500MHz	850MHz	1950MHz	2400MHz
C3	1000pF	1000pF	1000pF	1000pF
C4*	1uF	1uF	1uF	1uF
C1, C2	220pF	68pF	43pF	22pF
L1	68 nH	33nH	22nH	18nH

* C4 is optional depending on application and filtering. Not required for SGB device operation.

Note: The amplifier can be run from a 5V supply by simply inserting a 82 ohm resistor in series with Vcc.



Preliminary Data Sheet
SGB-2433 DC-4GHz Active Bias Gain Block

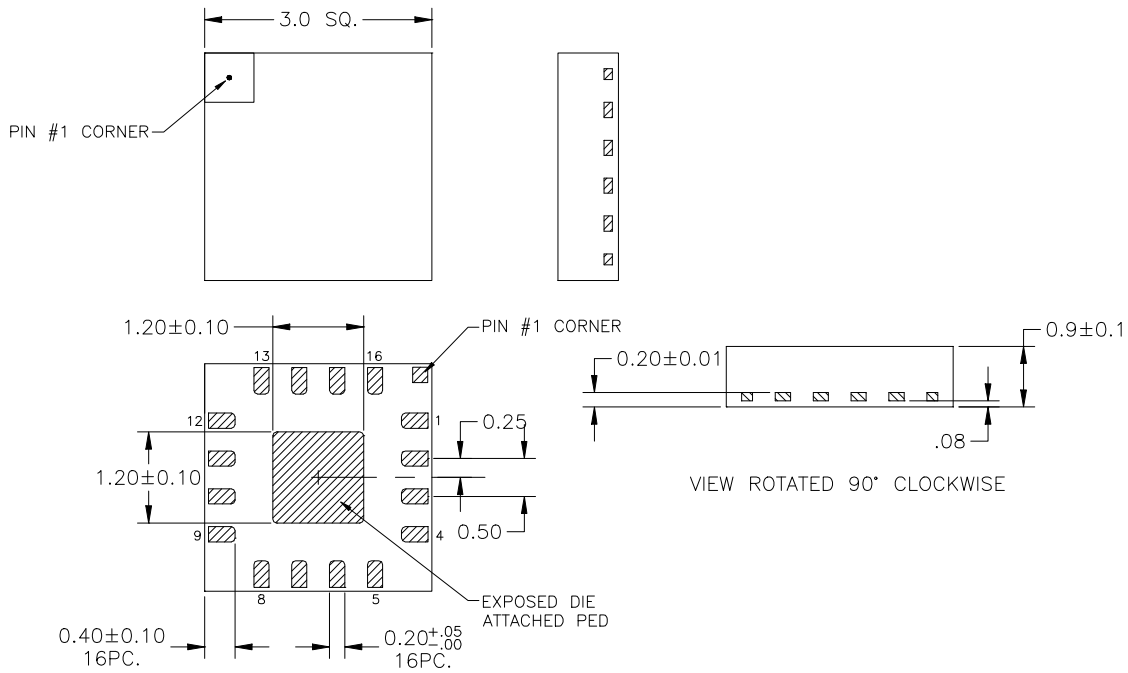
Part Number Ordering Information

Part Number	Reel Size	Devices/Reel
SGB-2433	13"	3000

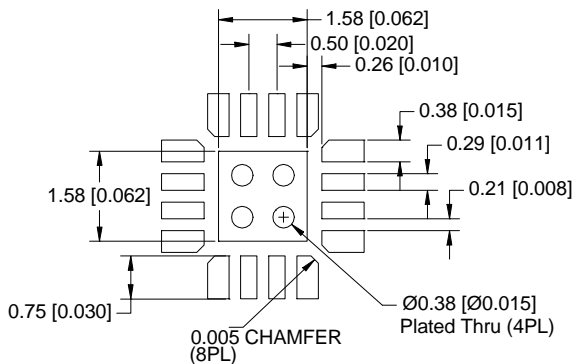
Part Marking

The part will be symbolized with an "SGB-2433" marking designator on the top surface of the package.

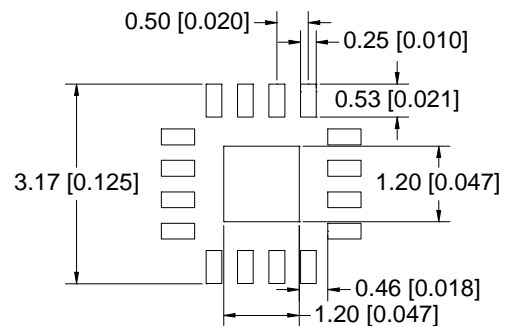
Package Outline Drawing (Dimensions in mm)



Recommended Land Pattern (dimensions in mm[in]):



Recommended PCB Soldermask (SMOBC) for Land Pattern (dimensions in mm[in]):



SUNSTAR 商斯达实业集团是集研发、生产、工程、销售、代理经销、技术咨询、信息服务等为一体的高科技企业，是专业高科技电子产品生产厂家，是具有 10 多年历史的专业电子元器件供应商，是中国最早和最大的仓储式连锁规模经营大型综合电子零部件代理分销商之一，是一家专业代理和分销世界各大品牌 IC 芯片和电子元器件的连锁经营综合性国际公司，专业经营进口、国产名厂名牌电子元件，型号、种类齐全。在香港、北京、深圳、上海、西安、成都等全国主要电子市场设有直属分公司和产品展示展销窗口门市部专卖店及代理分销商，已在全国范围内建成强大统一的供货和代理分销网络。我们专业代理经销、开发生产电子元器件、集成电路、传感器、微波光电元器件、工控机/DOC/DOM 电子盘、专用电路、单片机开发、MCU/DSP/ARM/FPGA 软件硬件、二极管、三极管、模块等，是您可靠的一站式现货配套供应商、方案提供商、部件功能模块开发配套商。商斯达实业公司拥有庞大的资料库，有数位毕业于著名高校——有中国电子工业摇篮之称的西安电子科技大学（西军电）并长期从事国防尖端科技研究的高级工程师为您精挑细选、量身订做各种高科技电子元器件，并解决各种技术问题。

微波光电部专业代理经销高频、微波、光纤、光电元器件、组件、部件、模块、整机；电磁兼容元器件、材料、设备；微波 CAD、EDA 软件、开发测试仿真工具；微波、光纤仪器仪表。欢迎国外高科技微波、光纤厂商将优秀产品介绍到中国、共同开拓市场。长期大量现货专业批发高频、微波、卫星、光纤、电视、CATV 器件：晶振、VCO、连接器、PIN 开关、变容二极管、开关二极管、低噪晶体管、功率电阻及电容、放大器、功率管、MMIC、混频器、耦合器、功分器、振荡器、合成器、衰减器、滤波器、隔离器、环行器、移相器、调制解调器；光电子元件和组件：红外发射管、红外接收管、光电开关、光敏管、发光二极管和发光二极管组件、半导体激光二极管和激光器组件、光电探测器和光接收组件、光发射接收模块、光纤激光器和光放大器、光调制器、光开关、DWDM 用光发射和接收器件、用户接入系统光收发器件与模块、光纤连接器、光纤跳线/尾纤、光衰减器、光纤适配器、光隔离器、光耦合器、光环行器、光复用器/转换器；无线收发芯片和模组、蓝牙芯片和模组。

更多产品请看本公司产品专用销售网站：

商斯达中国传感器科技信息网：<http://www.sensor-ic.com/>

商斯达工控安防网：<http://www.pc-ps.net/>

商斯达电子元器件网：<http://www.sunstare.com/>

商斯达微波光电产品网：[HTTP://www.rfoe.net/](http://www.rfoe.net/)

商斯达消费电子产品网：<http://www.icasic.com/>

商斯达实业科技产品网：<http://www.sunstars.cn/> 微波元器件销售热线：

地址：深圳市福田区福华路福庆街鸿图大厦 1602 室

电话：0755-82884100 83397033 83396822 83398585

传真：0755-83376182 (0) 13823648918 MSN: SUNS8888@hotmail.com

邮编：518033 E-mail:szss20@163.com QQ: 195847376

深圳赛格展销部：深圳华强北路赛格电子市场 2583 号 电话：0755-83665529 25059422

技术支持：0755-83394033 13501568376

欢迎索取免费详细资料、设计指南和光盘；产品凡多，未能尽录，欢迎来电查询。

北京分公司：北京海淀区知春路 132 号中发电子大厦 3097 号

TEL: 010-81159046 82615020 13501189838 FAX: 010-62543996

上海分公司：上海市北京东路 668 号上海赛格电子市场 D125 号

TEL: 021-28311762 56703037 13701955389 FAX: 021-56703037

西安分公司：西安高新开发区 20 所(中国电子科技集团导航技术研究所)

西安劳动南路 88 号电子商城二楼 D23 号

TEL: 029-81022619 13072977981 FAX:029-88789382