

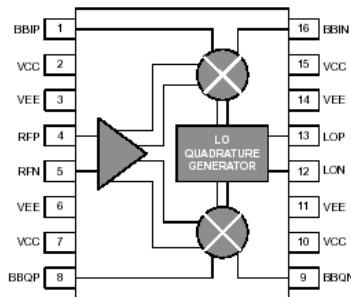


Product Description

The SRQ-2116Z is a high-linearity, silicon germanium direct demodulator designed for direct conversion and low-IF base-station receivers. This device features high second- and third-order intermodulation suppression, high LO-RF isolation and excellent quadrature accuracy.

The SRQ-2116Z outputs are directly coupled and are capable of driving loads as low as 50 Ohms and can drive reactive loads without additional components such as damping resistors. This device is packaged in a RoHs compliant and Green 16-pin TSSOP with matte tin finish. The package includes an exposed paddle for improved thermal and RF ground.

Functional Block Diagram



Test Conditions

(for all product specification tables unless otherwise noted)

V _{CC} (pins 2,10,15)	+5V
T _A	+25°C
RF Input	-25 dBm @ Mid-Band of Frequency Range
LO Input	0 dBm @ RF Frequency + 10 MHz

Product Specifications – RF Input

Parameters	Units	700-1000 MHz			1700-2000 MHz			2000-2300 MHz			2300-2700 MHz			3300-3800 MHz		
		Min.	Typ.	Max.	Min.	Typ.	Max.	Min.	Typ.	Max.	Min.	Typ.	Max.	Min.	Typ.	Max.
RF Frequency Range	MHz	700		1000	1700		2000	2000		2300	2300		2700	3300		3800
Return Loss	dB		12			12			12			12			12	
Gain	dB		13			8			7			6			2	
Input IP3	dBm		10			16			16			16			16	
Input IP2	dBm		44			52			54			56			60	
Input P1dB	dBm		-2			+3.0			+4.0			+3.0			+3.0	
Noise Figure	dB		10			15			16			17			20	
LO-RF Suppression	dB		90			80			80			70			70	
RF Common Mode Voltage	V		1.9			1.9			1.9			1.9			1.9	

The information provided herein is believed to be reliable at press time. Sirenza Microdevices assumes no responsibility for inaccuracies or omissions. Sirenza Microdevices assumes no responsibility for the use of this information, and all such information shall be entirely at the user's own risk. Prices and specifications are subject to change without notice. No patent rights or licenses to any of the circuits described herein are implied or granted to any third party. Sirenza Microdevices does not authorize or warrant any Sirenza Microdevices product for use in life-support devices and/or systems. Copyright 2001 Sirenza Microdevices, Inc. All worldwide rights reserved.


303 S. Technology Ct., Broomfield, CO 80021

Phone: (800) SMI-MMIC

<http://www.sirenza.com>


Preliminary Data Sheet

SRQ-2116Z



700 - 3800 MHz

Direct Quadrature Demodulator



16 pin TSSOP with Exposed Ground Pad

Package Footprint: 0.197 x 0.252 inches, (5.0 x 6.4 mm)
Package Height: 0.039 inches (1.0 mm)

Product Features

- High LO-RF Suppression
- Excellent Quadrature accuracy
- Hi Input IP2, IP3

Applications

- Digital and Spread Spectrum Communication Systems
- WiMax, PCS, DCS, 3G Transceivers
- Power Amplifier Correction Circuitry


Preliminary Data Sheet
SRQ-2116Z Direct Quadrature Demodulator
Product Specifications – LO Input

Parameters	Units	700-1000 MHz			1700-2000 MHz			2000-2300 MHz			2300-2700 MHz			3300-3800 MHz		
		Min.	Typ.	Max.	Min.	Typ.	Max.	Min.	Typ.	Max.	Min.	Typ.	Max.	Min.	Typ.	Max.
LO Frequency Range	MHz	700		1000	1700		2000	2000		2300	2300		2700	3300		3800
LO Input Level	dBm	-3	0	+3	-3	0	+3	-3	0	+3	-3	0	+3	-3	0	+3
Return Loss	dB		12			12			12			12			12	
LO Common-Mode Voltage	V		1.9			1.9			1.9			1.9			1.9	

Product Specifications – I/Q Output

Parameters	Units	700-1000 MHz			1700-2000 MHz			2000-2300 MHz			2300-2700 MHz			3300-3800 MHz		
		Min.	Typ.	Max.	Min.	Typ.	Max.	Min.	Typ.	Max.	Min.	Typ.	Max.	Min.	Typ.	Max.
I/Q Output Frequency Range	MHz	DC		80	DC		80	DC		80	DC		80	DC		80
Amplitude Balance	dB		0.1			0.2			0.2			0.1			0.1	
Phase Balance (Relative to 90 Deg.)	Deg.		0.5			0.7			0.8			0.1			0.9	
Output Impedance	Ohms		50			50			50			50			50	
Load Impedance	Ohms	50			50			50			50					
I/Q Common-Mode Voltage	V		1.9			1.9			1.9			1.9			1.9	

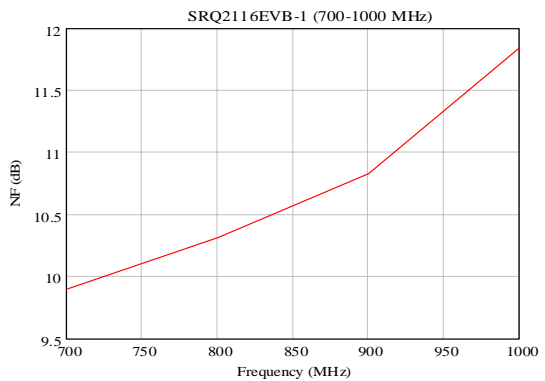
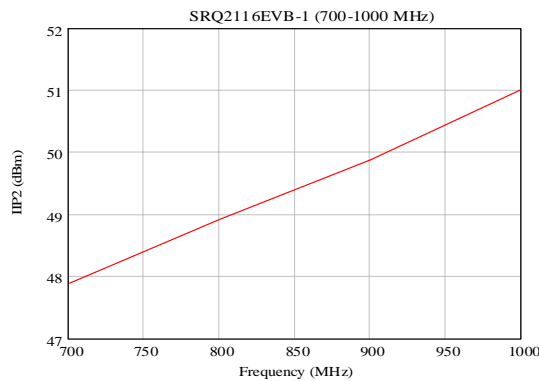
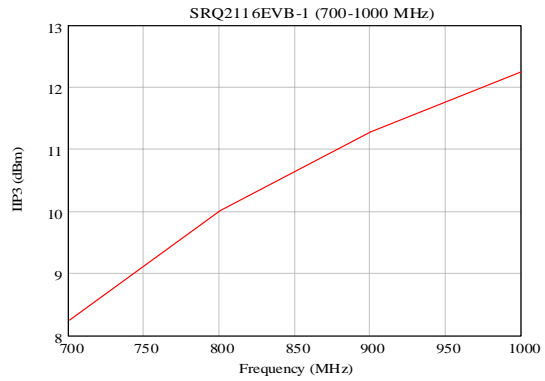
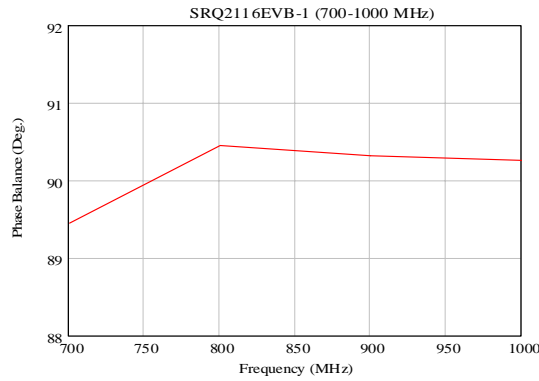
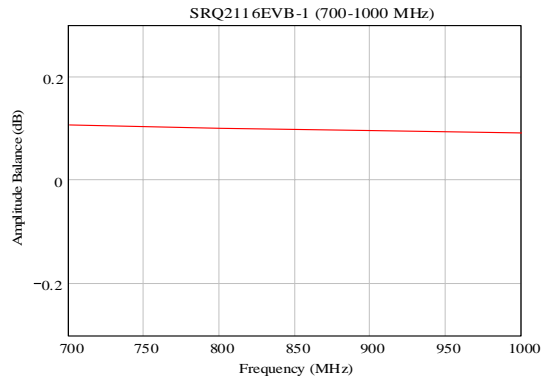
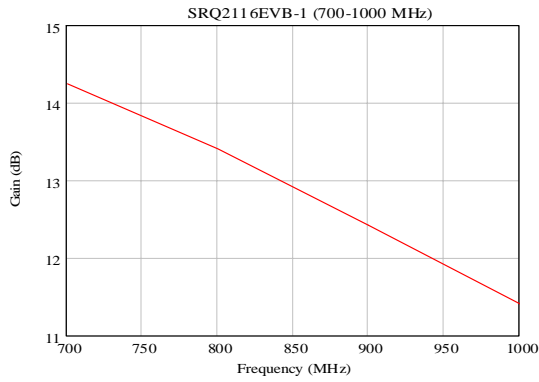
Product Specifications – Miscellaneous

Parameters	Units	700-1000 MHz			1700-2000 MHz			2000-2300 MHz			2300-2700 MHz			3300-3800 MHz		
		Min.	Typ.	Max.	Min.	Typ.	Max.	Min.	Typ.	Max.	Min.	Typ.	Max.	Min.	Typ.	Max.
Supply Voltage	V	4.75	5.0	5.25	4.75	5.0	5.25	4.75	5.0	5.25	4.75	5.0	5.25	4.75	5.0	5.25
Supply Current	mA		160			160			160			160			160	
Thermal Resistance	°C/W		28			28			28			28			28	
Application Circuit		SRQ-2116ZEVB-1			SRQ-2116ZEVB-2			SRQ-2116ZEVB-3			SRQ-2116ZEVB-4			SRQ-2116ZEVB-5		



Preliminary Data Sheet
SRQ-2116Z Direct Quadrature Demodulator

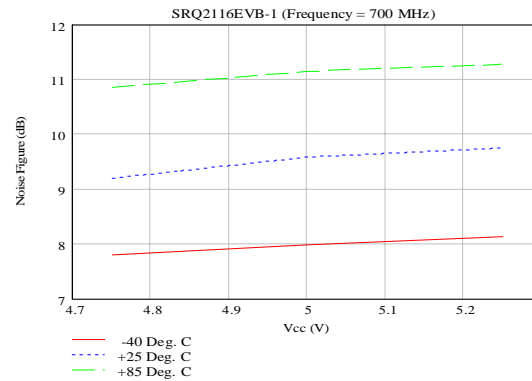
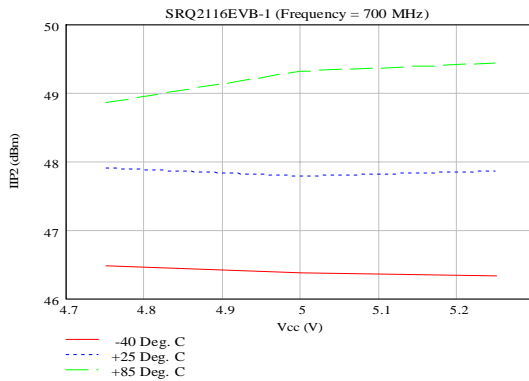
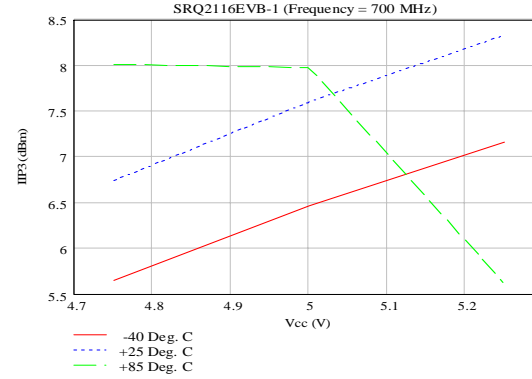
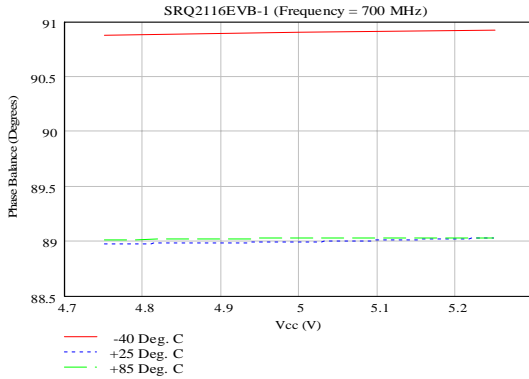
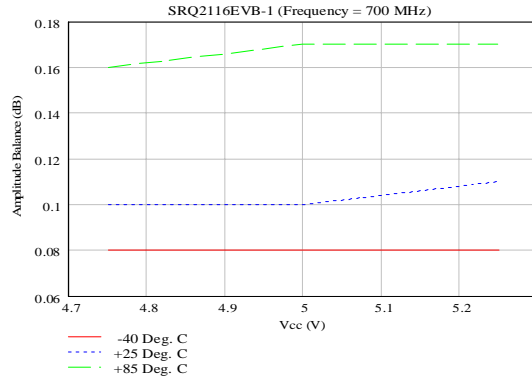
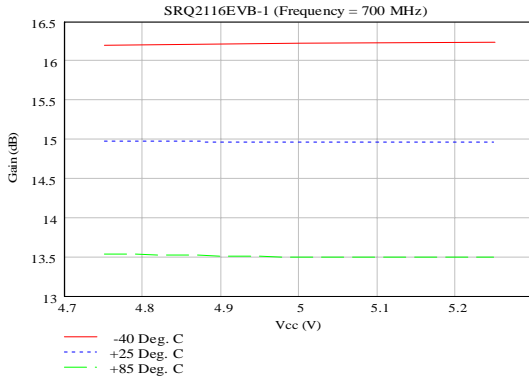
700 - 1000 MHz Typical Device Performance





Preliminary Data Sheet
SRQ-2116Z Direct Quadrature Demodulator

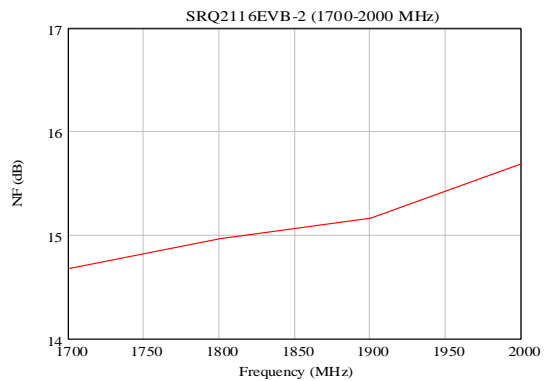
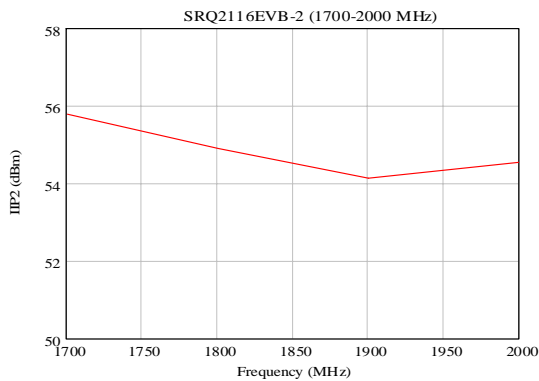
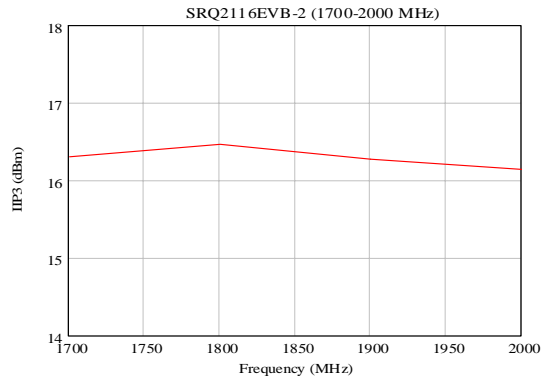
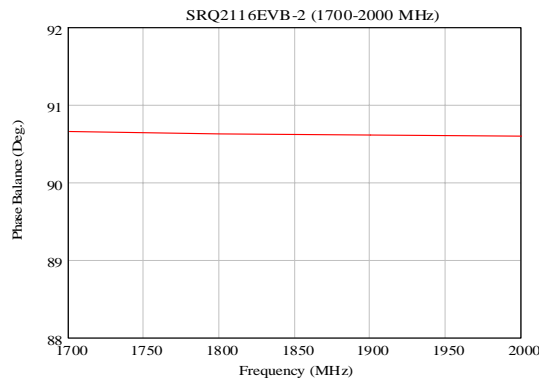
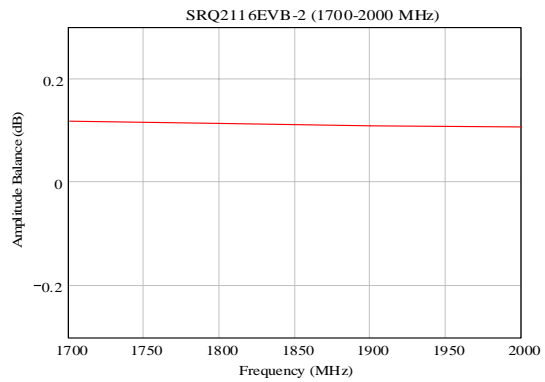
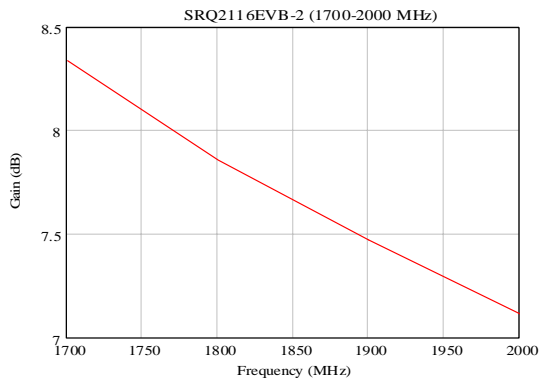
700 - 1000 MHz Typical Device Performance (cont.)





Preliminary Data Sheet
SRQ-2116Z Direct Quadrature Demodulator

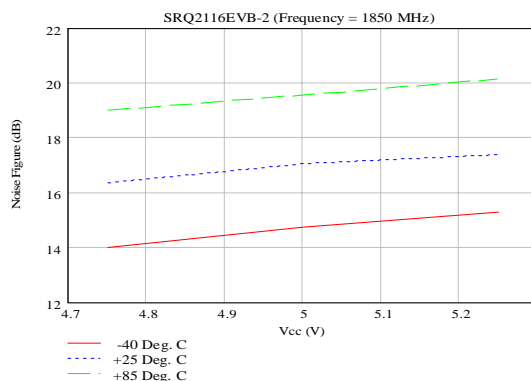
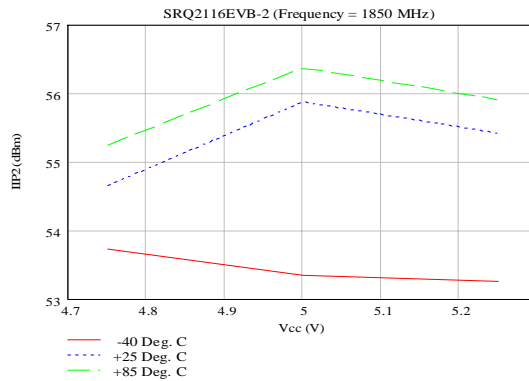
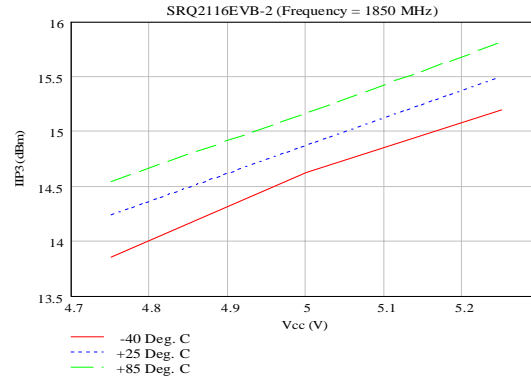
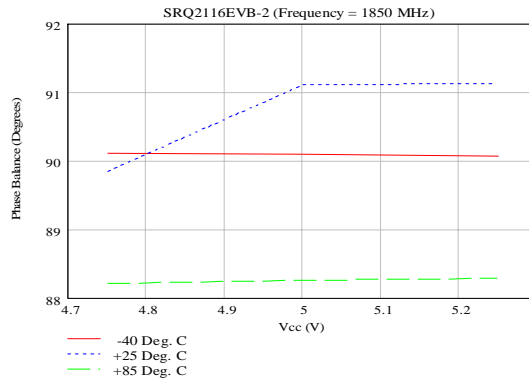
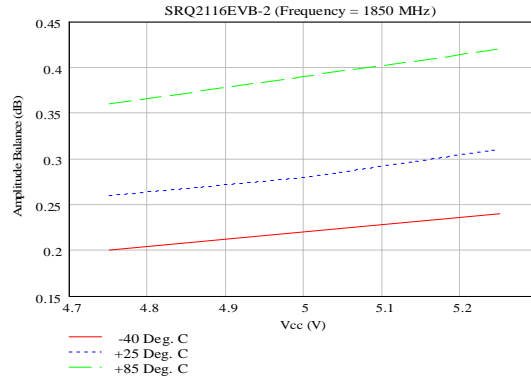
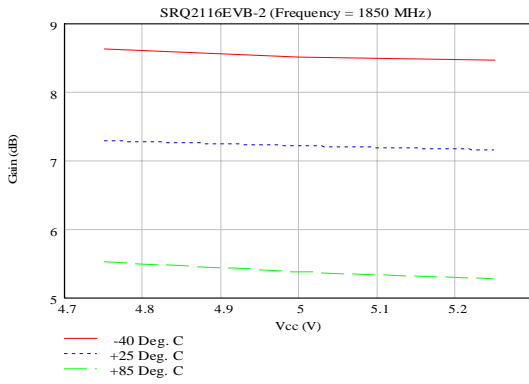
1700 - 2000 MHz Typical Device Performance





Preliminary Data Sheet
SRQ-2116Z Direct Quadrature Demodulator

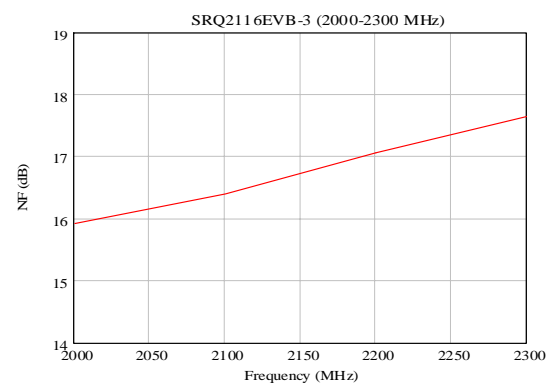
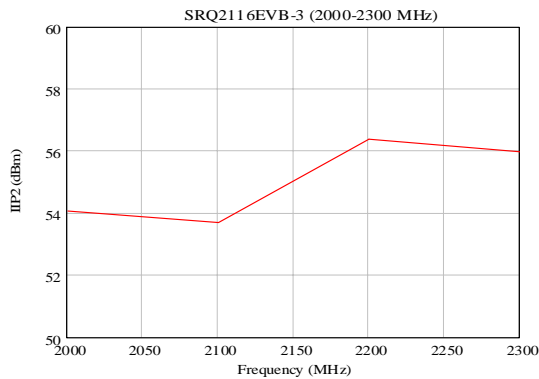
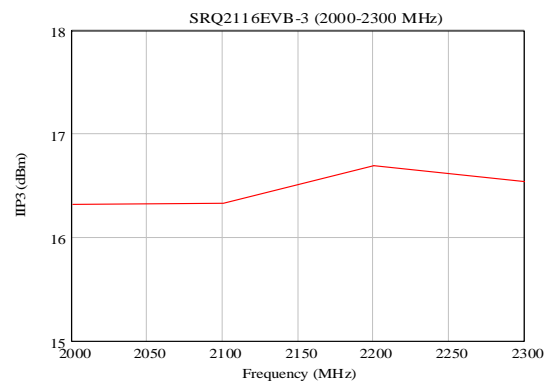
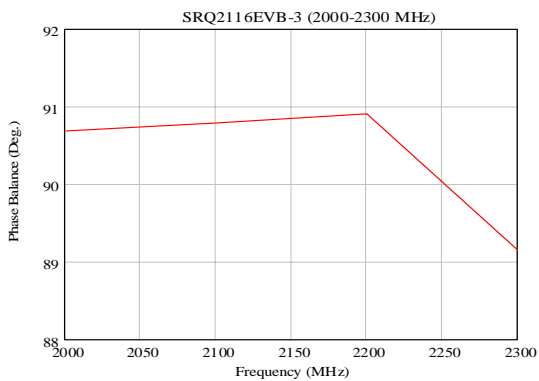
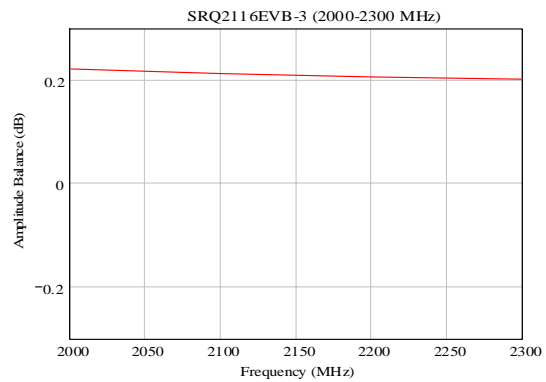
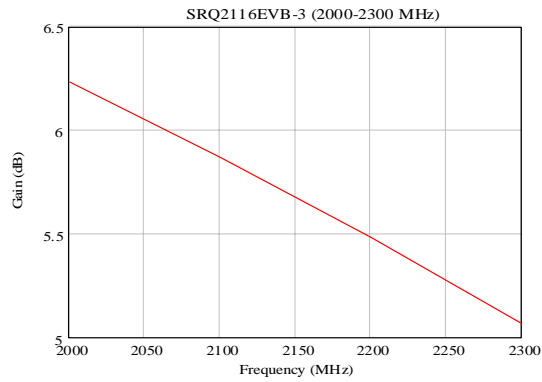
1700 - 2000 MHz Typical Device Performance (cont.)





Preliminary Data Sheet
SRQ-2116Z Direct Quadrature Demodulator

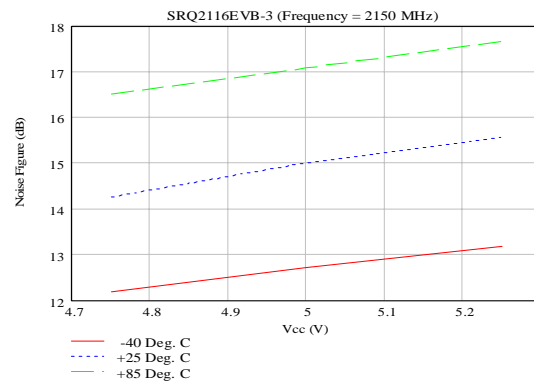
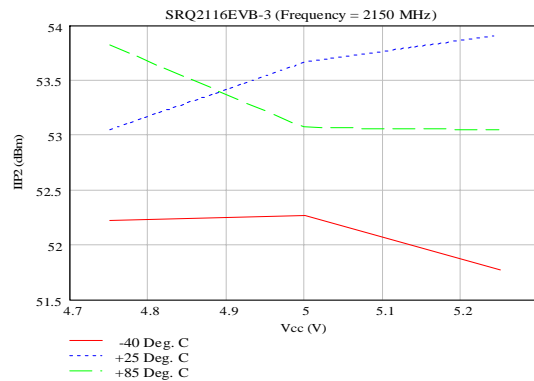
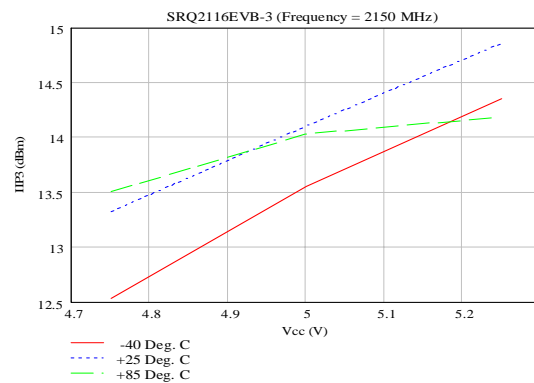
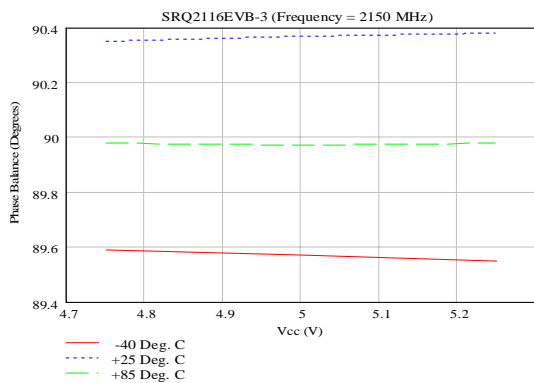
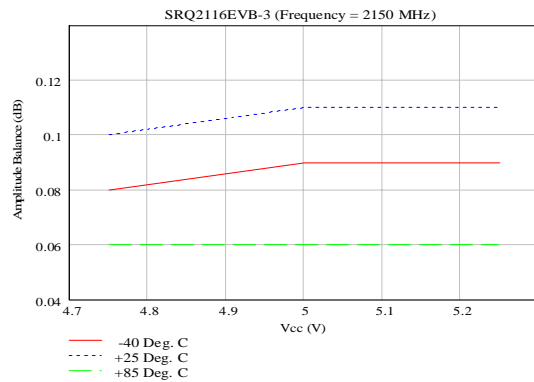
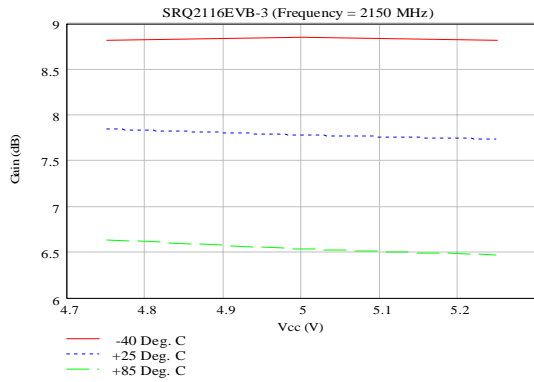
2000 - 2300 MHz Typical Device Performance





Preliminary Data Sheet
SRQ-2116Z Direct Quadrature Demodulator

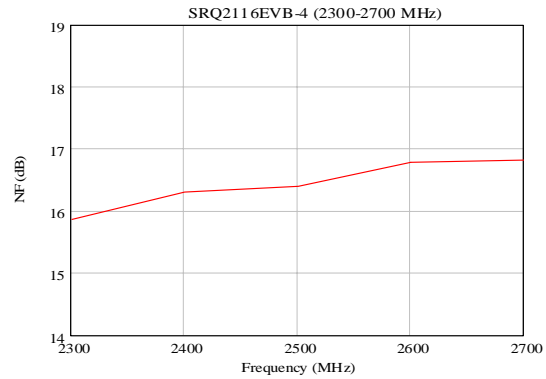
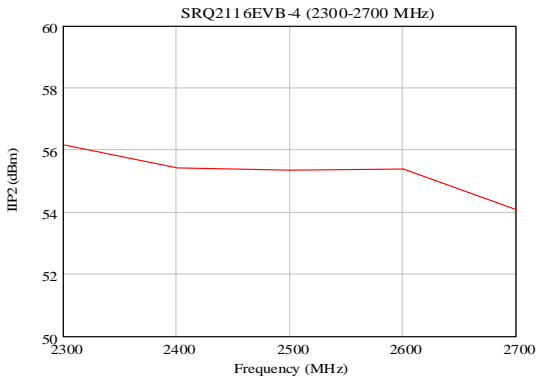
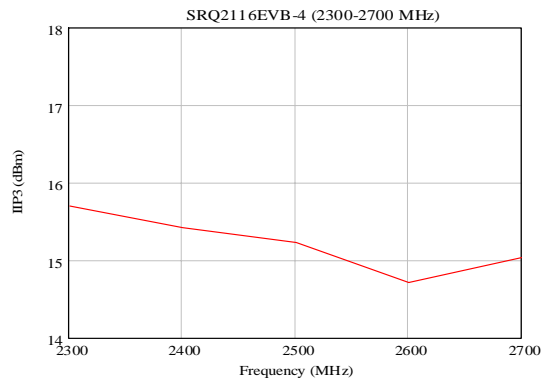
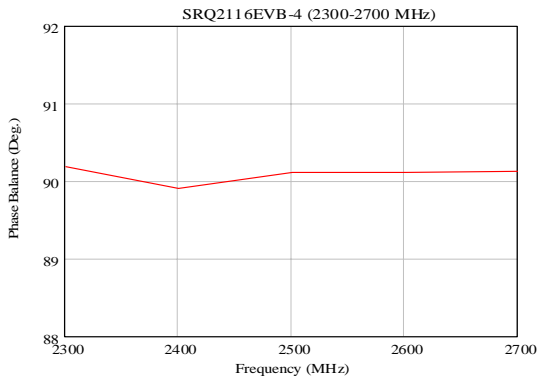
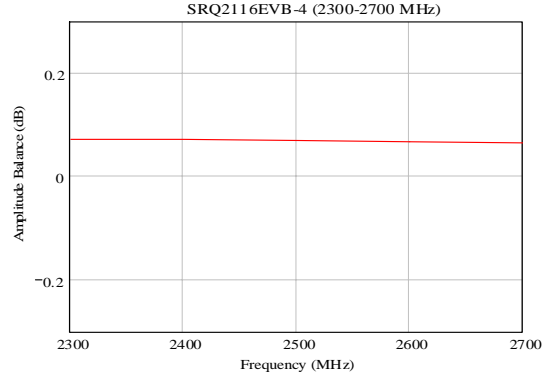
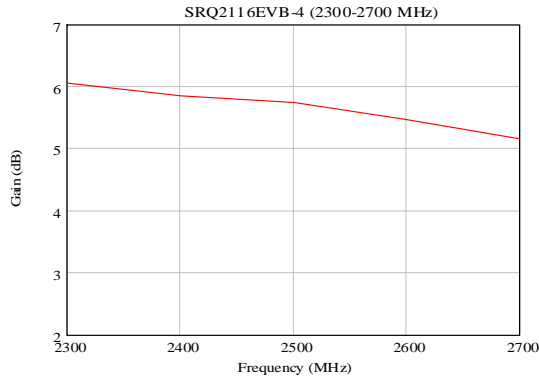
2000 - 2300 MHz Typical Device Performance (cont.)





Preliminary Data Sheet
SRQ-2116Z Direct Quadrature Demodulator

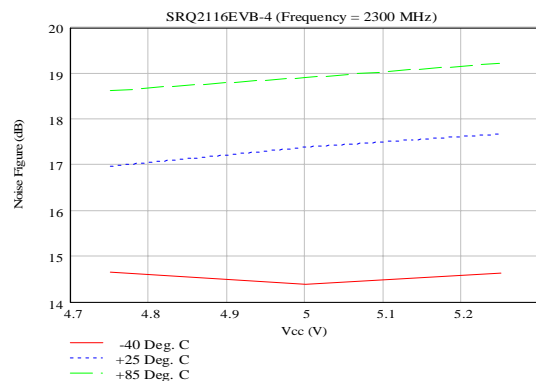
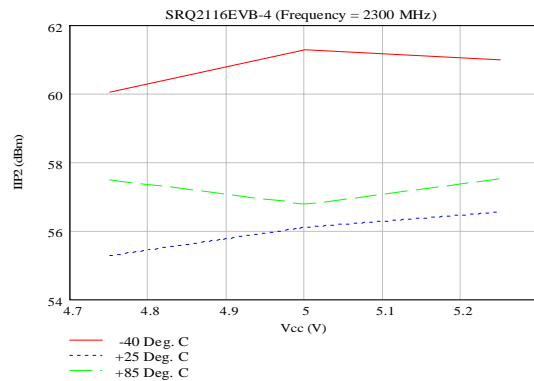
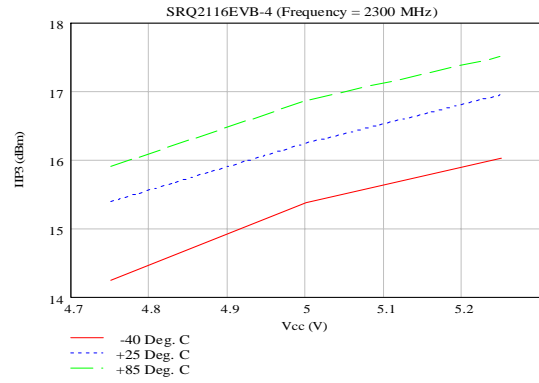
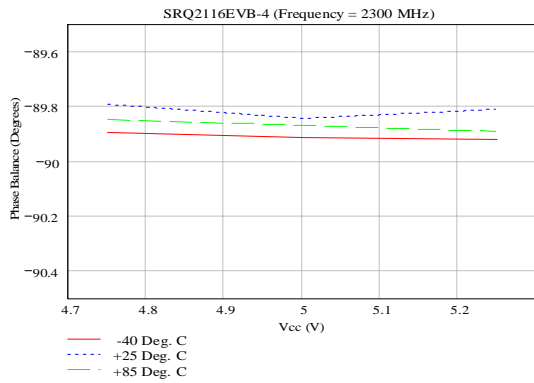
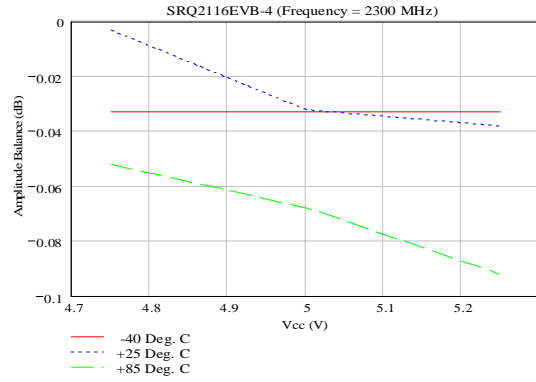
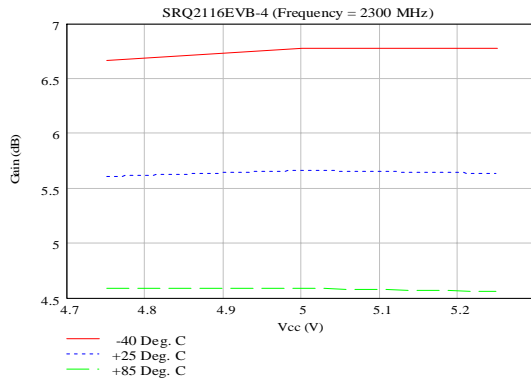
2300 - 2700 MHz Typical Device Performance





Preliminary Data Sheet
SRQ-2116Z Direct Quadrature Demodulator

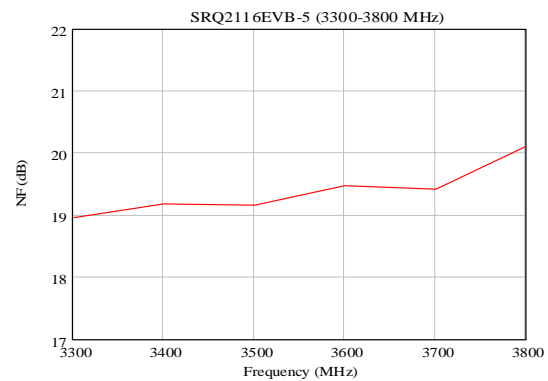
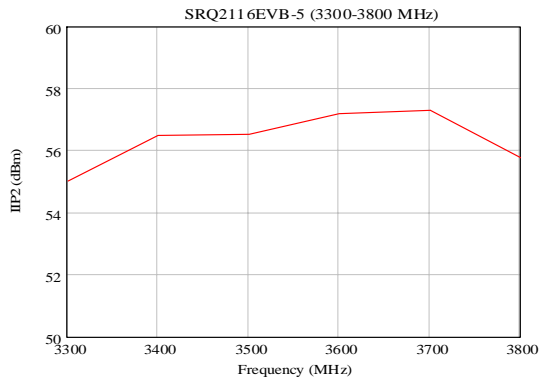
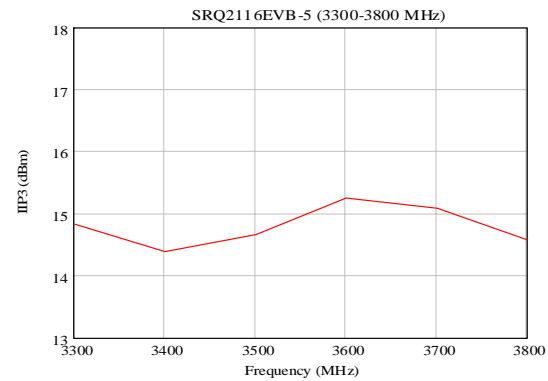
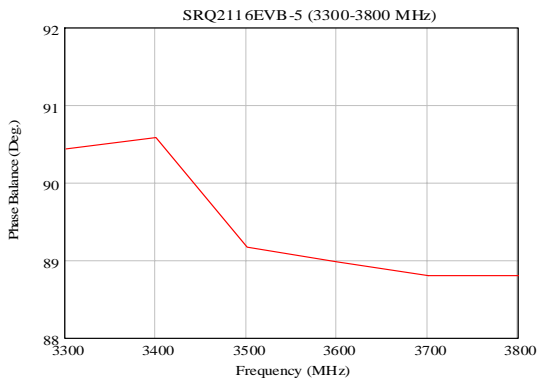
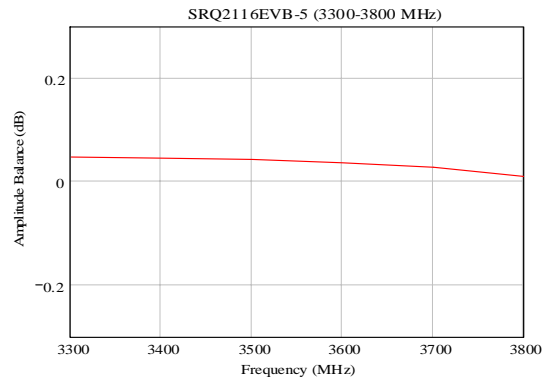
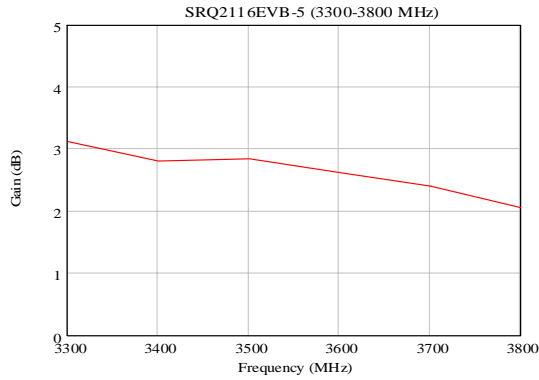
2300 - 2700 MHz Typical Device Performance (cont.)





Preliminary Data Sheet
SRQ-2116Z Direct Quadrature Demodulator

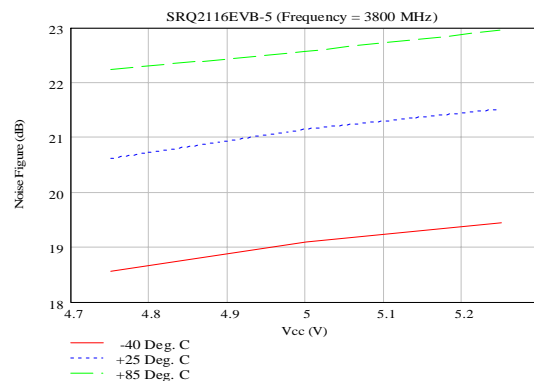
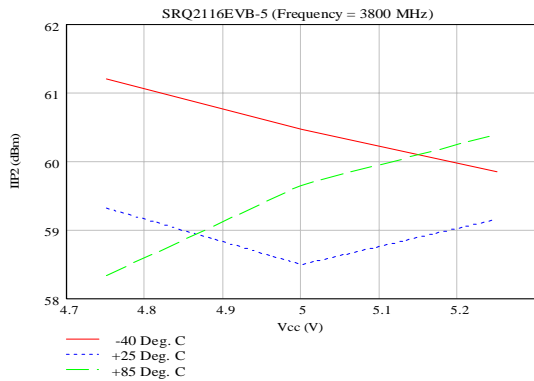
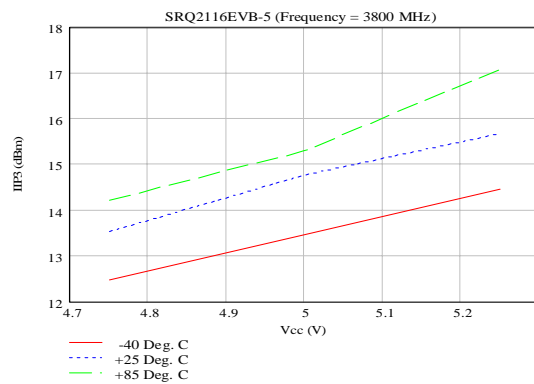
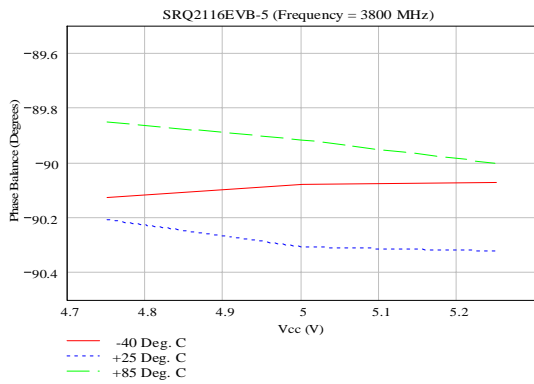
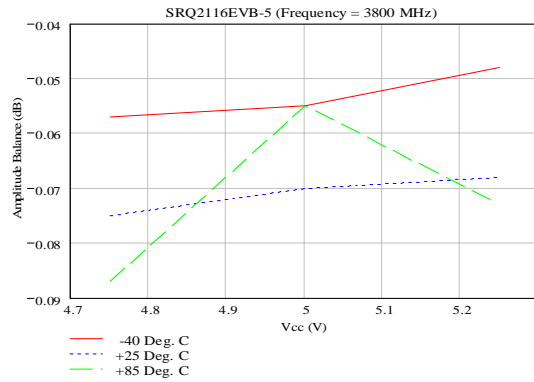
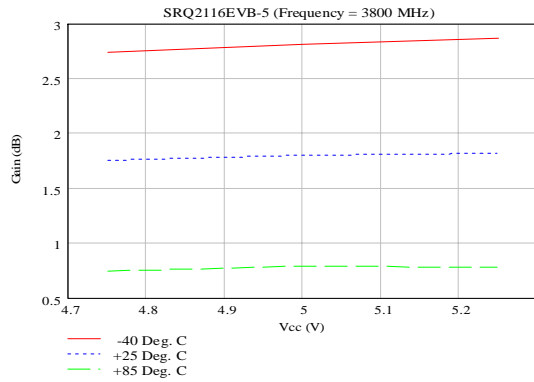
3300 - 3800 MHz Typical Device Performance





Preliminary Data Sheet
SRQ-2116Z Direct Quadrature Demodulator

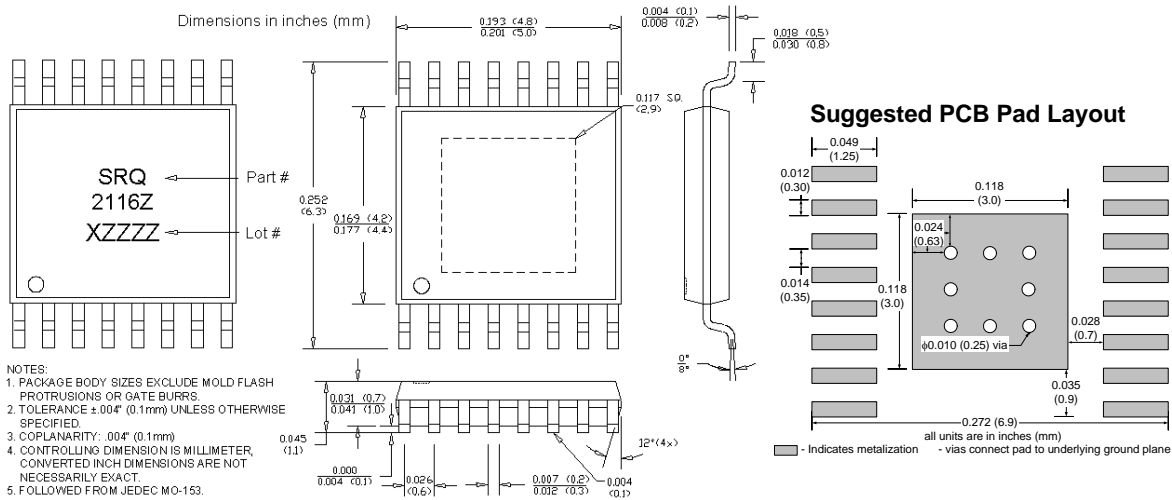
3300 - 3800 MHz Typical Device Performance (cont.)





Preliminary Data Sheet

Package Dimensions (TSSOP-16 E-Pad Package) SRQ-2116Z Direct Quadrature Demodulator



Pin Out Description

Pin #	Function	Description	Additional Comments
1	BBIP	I-channel baseband output, positive terminal	Nominal DC bias voltage is 1.9V (biased internally)
2	VCC	Positive supply (+5V)	
3	VEE	Ground	
4	RFP	RF input, positive terminal	Nominal DC voltage is 1.9V. Input should be AC-coupled.
5	RFN	RF input, negative terminal	Nominal DC voltage is 1.9V. Input should be AC-coupled.
6	VEE	Ground	
7	VCC	Positive supply (+5V)	
8	BBQP	Q-channel baseband output, positive terminal	Nominal DC bias voltage is 1.9V (biased internally)
9	BBQN	Q-channel baseband output, negative terminal	Nominal DC bias voltage is 1.9V (biased internally)
10	VCC	Positive supply (+5V)	
11	VEE	Ground	
12	LON	LO input, negative terminal	Nominal DC voltage is 1.9V. Input should be AC-coupled.
13	LOP	LO input, positive terminal	Nominal DC voltage is 1.9V. Input should be AC-coupled.
14	VEE	Ground	
15	VCC	Positive supply (+5V)	
16	BBIN	I-channel baseband output, negative terminal	Nominal DC bias voltage is 1.9V (biased internally)

Absolute Maximum Ratings

Parameters	Value	Unit
Supply Voltage (VCC)	5.5	V _{DC}
LO, RF Input (LOP, LON, RFP, RFN)	+10	dBm
Operating Temperature	-40 to +85	°C
Storage Temperature	-65 to +150	°C

Operation of this device beyond any one of these limits may cause permanent damage. For reliable continuous operation the device voltage and current must not exceed the maximum operating values specified in the table on page one.

Part Number Ordering Information

Part Number	Reel Size	Devices/Reel
SRQ-2116Z	7"	1000



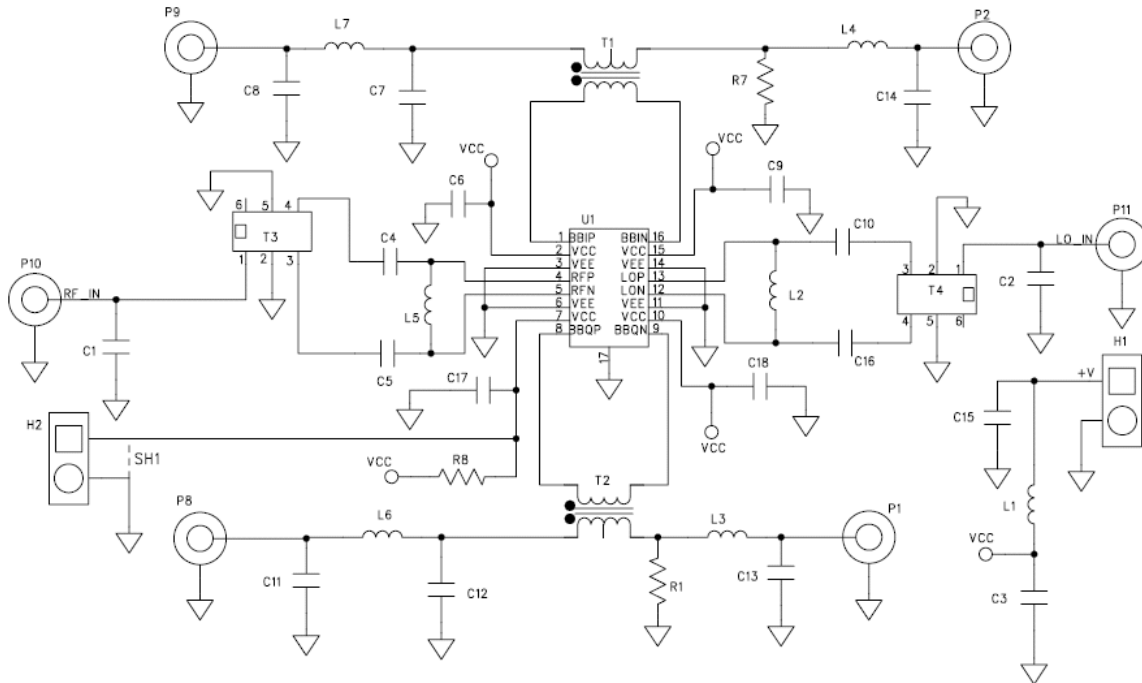
Caution: ESD Sensitive

Appropriate precaution in handling, packaging and testing devices must be observed.



Application Schematic

Preliminary Data Sheet
SRQ-2116Z Direct Quadrature Demodulator



SRQ-2116ZEVB-1 Bill of Materials (700 – 1000 MHz Evaluation Board)

Component Designator	Value	Qty	Vendor	Part Number	Description
U1	N/A	1	SMDI	SRQ-2116Z	SiGe Direct Quadrature Demodulator
PCB	N/A	1	SMDI	125372A1	Printed Circuit Board
P1, P2, P8, P9, P10, P11	N/A	6	Johnson Components	142-0701-851	SMA connector, end launch with tab, for .062" thick board
H1	N/A	1	AMP	640453-2	2-pin header, right angle
T1, T2	1:1	2	Mini-Circuits	ADT1-6T	Baseband Transformer
T3, T4	1:1	2	Johanson	0900BL15C050	900 MHz Balun
L1	1uH	1	Panasonic	ELJ-FA1R0KF2	Inductor, 1210 footprint, ±10% tolerance
R1, R7, R8, L7, L6	0 ohm	5	KOA Spear	RM73Z1JT	Resistor, 0603 footprint, ±5% tolerance
C4, C5	33 pF	2	Murata	GRM36COG330B050AQ	Capacitor, 0402 footprint, COG dielectric, 5% tolerance
C6, C9, C17, C18, C10, C16	47 pF	6	Murata	GRM36COG560J050AQ	Capacitor, 0402 footprint, COG dielectric, 5% tolerance
C3, C15	2.2 uF	2	Venkel	C1206Y5V160-225ZNE	Capacitor, 1206 footprint, Y5V dielectric, 16V rating
C1, C2	0.5 pF	2	Murata	GRM36COG0R5C050AQ	Capacitor, 0402 footprint, COG dielectric, 0.1 pF tolerance
C7, C8, C11, C12, C13, C14, L2, L3, L4, L5, H2	N/A	13			Components not populated


Preliminary Data Sheet
SRQ-2116Z Direct Quadrature Demodulator
SRQ-2116ZEVB-2 Bill of Materials (1700 – 2000 MHz Evaluation Board)

Component Designator	Value	Qty	Vendor	Part Number	Description
U1	N/A	1	SMDI	SRQ-2116Z	SiGe Direct Quadrature Demodulator
PCB	N/A	1	SMDI	125372A1	Printed Circuit Board
P1, P2, P8, P9, P10, P11	N/A	6	Johnson Components	142-0701-851	SMA connector, end launch with tab, for .062" thick board
H1	N/A	1	AMP	640453-2	2-pin header, right angle
T1, T2	1:1	2	Mini-Circuits	ADT1-6T	Baseband Transformer
T3, T4	1:1	2	Johanson	1850BL15B050	1850 MHz Balun
L1	1uH	1	Panasonic	ELJ-FA1R0KF2	Inductor, 1210 footprint, ±10% tolerance
L2	33 nH	1	Toko	LL1005F33NK	Inductor, 0402 footprint, ±10% tolerance
R1, R7, R8, L7, L6	0 ohm	5	KOA Spear	RM73Z1JT	Resistor, 0603 footprint, ±5% tolerance
C4, C5, C10, C16	3.3 pF	4	Murata	GRM36COG3R3B050AQ	Capacitor, 0402 footprint, COG dielectric, 0.1 pF tolerance
C6, C9, C17, C18	6.8 pF	4	Murata	GRM36COG6R8C050AQ	Capacitor, 0402 footprint, COG dielectric, 0.25 pF tolerance
C3, C15	2.2 uF	2	Venkel	C1206Y5V160-225ZNE	Capacitor, 1206 footprint, Y5V dielectric, 16V rating
C1, C2	0.5 pF	2	Murata	GRM36COG0R5C050AQ	Capacitor, 0402 footprint, COG dielectric, 0.1 pF tolerance
C7, C8, C11, C12, C13, C14, L2, L3, L4, L5, H2	N/A	13			Components not populated

SRQ-2116ZEVB-3 Bill of Materials (2000 – 2300 MHz Evaluation Board)

Component Designator	Value	Qty	Vendor	Part Number	Description
U1	N/A	1	SMDI	SRQ-2116Z	SiGe Direct Quadrature Demodulator
PCB	N/A	1	SMDI	125372A1	Printed Circuit Board
P1, P2, P8, P9, P10, P11	N/A	6	Johnson Components	142-0701-851	SMA connector, end launch with tab, for .062" thick board
H1	N/A	1	AMP	640453-2	2-pin header, right angle
T1, T2	1:1	2	Mini-Circuits	ADT1-6T	Baseband Transformer
T3, T4	1:1	2	Panasonic	2BD2060	1850 MHz Balun
L1	1uH	1	Panasonic	ELJ-FA1R0KF2	Inductor, 1210 footprint, ±10% tolerance
R1, R7, R8, L7, L6	0 ohm	5	KOA Spear	RM73Z1JT	Resistor, 0603 footprint, ±5% tolerance
C4, C5, C10, C16	2.2 pF	4	Murata	GRM36COG2R2B050AQ	Capacitor, 0402 footprint, COG dielectric, 0.1 pF tolerance
C6, C9, C17, C18	4.7 pF	4	Murata	GRM36COG4R7C050AQ	Capacitor, 0402 footprint, COG dielectric, 0.25 pF tolerance
C3, C15	2.2 uF	2	Venkel	C1206Y5V160-225ZNE	Capacitor, 1206 footprint, Y5V dielectric, 16V rating
C1, C2, C7, C8, C11, C12, C13, C14, L2, L3, L4, L5, H2	N/A	13			Components not populated


Preliminary Data Sheet
SRQ-2116Z Direct Quadrature Demodulator
SRQ-2116ZEVB-4 Bill of Materials (2300 – 2700 MHz Evaluation Board)

Component Designator	Value	Qty	Vendor	Part Number	Description
U1	N/A	1	SMDI	SRQ-2116Z	SiGe Direct Quadrature Demodulator
PCB	N/A	1	SMDI	125372A1	Printed Circuit Board
P1, P2, P8, P9, P10, P11	N/A	6	Johnson Components	142-0701-851	SMA connector, end launch with tab, for .062" thick board
H1	N/A	1	AMP	640453-2	2-pin header, right angle
T1, T2	1:1	2	Mini-Circuits	ADT1-6T	Baseband Transformer
T3, T4	1:1	2	Johanson	2450BL15B050	2.45 GHz Balun
L1	1uH	1	Panasonic	ELJ-FA1R0KF2	Inductor, 1210 footprint, ±10% tolerance
R1, R7, R8, L7, L6	0 ohm	5	KOA Spear	RM73Z1JT	Resistor, 0603 footprint, ±5% tolerance
C4, C5, C10, C16	1.5 pF	4	Murata	GRM36COG1R5B050AQ	Capacitor, 0402 footprint, COG dielectric, 0.1 pF tolerance
C6, C9, C17, C18	5.6 pF	4	Murata	GRM36COG5R6C050AQ	Capacitor, 0402 footprint, COG dielectric, 0.25 pF tolerance
C3, C15	2.2 uF	2	Venkel	C1206Y5V160-225ZNE	Capacitor, 1206 footprint, Y5V dielectric, 16V rating
C1, C2, C7, C8, C11, C12, C13, C14, L2, L3, L4, L5, H2	N/A	13			Components not populated

SRQ-2116EVB-5 Bill of Materials (3300 – 3800 MHz Evaluation Board)

Component Designator	Value	Qty	Vendor	Part Number	Description
U1	N/A	1	SMDI	SRQ-2116Z	SiGe Direct Quadrature Demodulator
PCB	N/A	1	SMDI	125372A1	Printed Circuit Board
P1, P2, P8, P9, P10, P11	N/A	6	Johnson Components	142-0701-851	SMA connector, end launch with tab, for .062" thick board
H1	N/A	1	AMP	640453-2	2-pin header, right angle
T1, T2	1:1	2	Mini-Circuits	ADT1-6T	Baseband Transformer
T3, T4	1:1	2	Johanson	3700BL15B050	3.7 GHz Balun
L1	1uH	1	Panasonic	ELJ-FA1R0KF2	Inductor, 1210 footprint, ±10% tolerance
R1, R7, R8, L7, L6	0 ohm	5	KOA Spear	RM73Z1JT	Resistor, 0603 footprint, ±5% tolerance
C4, C5, C10, C16	1.0 pF	4	Murata	GRM36COG010B050AQ	Capacitor, 0402 footprint, COG dielectric, 0.1 pF tolerance
C6, C9, C17, C18	4.7 pF	4	Murata	GRM36COG4R7C050AQ	Capacitor, 0402 footprint, COG dielectric, 0.25 pF tolerance
C3, C15	2.2 uF	2	Venkel	C1206Y5V160-225ZNE	Capacitor, 1206 footprint, Y5V dielectric, 16V rating
C1, C2, C7, C8, C11, C12, C13, C14, L2, L3, L4, L5, H2	N/A	13			Components not populated

SUNSTAR 商斯达实业集团是集研发、生产、工程、销售、代理经销、技术咨询、信息服务等为一体的高科技企业，是专业高科技电子产品生产厂家，是具有 10 多年历史的专业电子元器件供应商，是中国最早和最大的仓储式连锁规模经营大型综合电子零部件代理分销商之一，是一家专业代理和分销世界各大品牌 IC 芯片和电子元器件的连锁经营综合性国际公司，专业经营进口、国产名厂名牌电子元件，型号、种类齐全。在香港、北京、深圳、上海、西安、成都等全国主要电子市场设有直属分公司和产品展示展销窗口门市部专卖店及代理分销商，已在全国范围内建成强大统一的供货和代理分销网络。我们专业代理经销、开发生产电子元器件、集成电路、传感器、微波光电元器件、工控机/DOC/DOM 电子盘、专用电路、单片机开发、MCU/DSP/ARM/FPGA 软件硬件、二极管、三极管、模块等，是您可靠的一站式现货配套供应商、方案提供商、部件功能模块开发配套商。商斯达实业公司拥有庞大的资料库，有数位毕业于著名高校——有中国电子工业摇篮之称的西安电子科技大学（西军电）并长期从事国防尖端科技研究的高级工程师为您精挑细选、量身订做各种高科技电子元器件，并解决各种技术问题。

微波光电部专业代理经销高频、微波、光纤、光电元器件、组件、部件、模块、整机；电磁兼容元器件、材料、设备；微波 CAD、EDA 软件、开发测试仿真工具；微波、光纤仪器仪表。欢迎国外高科技微波、光纤厂商将优秀产品介绍到中国、共同开拓市场。长期大量现货专业批发高频、微波、卫星、光纤、电视、CATV 器件：晶振、VCO、连接器、PIN 开关、变容二极管、开关二极管、低噪晶体管、功率电阻及电容、放大器、功率管、MMIC、混频器、耦合器、功分器、振荡器、合成器、衰减器、滤波器、隔离器、环行器、移相器、调制解调器；光电子器件和组件：红外发射管、红外接收管、光电开关、光敏管、发光二极管和发光二极管组件、半导体激光二极管和激光器组件、光电探测器和光接收组件、光发射接收模块、光纤激光器和光放大器、光调制器、光开关、DWDM 用光发射和接收器件、用户接入系统光收发器件与模块、光纤连接器、光纤跳线/尾纤、光衰减器、光纤适配器、光隔离器、光耦合器、光环行器、光复用器/转换器；无线收发芯片和模组、蓝牙芯片和模组。

更多产品请看本公司产品专用销售网站：

商斯达中国传感器科技信息网：<http://www.sensor-ic.com/>

商斯达工控安防网：<http://www.pc-ps.net/>

商斯达电子元器件网：<http://www.sunstare.com/>

商斯达微波光电产品网：[HTTP://www.rfoe.net/](http://www.rfoe.net/)

商斯达消费电子产品网：<http://www.icasic.com/>

商斯达实业科技产品网：<http://www.sunstars.cn/> 微波元器件销售热线：

地址：深圳市福田区福华路福庆街鸿图大厦 1602 室

电话：0755-82884100 83397033 83396822 83398585

传真：0755-83376182 (0) 13823648918 MSN: SUNS8888@hotmail.com

邮编：518033 E-mail:szss20@163.com QQ: 195847376

深圳赛格展销部：深圳华强北路赛格电子市场 2583 号 电话：0755-83665529 25059422

技术支持：0755-83394033 13501568376

欢迎索取免费详细资料、设计指南和光盘；产品凡多，未能尽录，欢迎来电查询。

北京分公司：北京海淀区知春路 132 号中发电子大厦 3097 号

TEL: 010-81159046 82615020 13501189838 FAX: 010-62543996

上海分公司：上海市北京东路 668 号上海赛格电子市场 D125 号

TEL: 021-28311762 56703037 13701955389 FAX: 021-56703037

西安分公司：西安高新开发区 20 所(中国电子科技集团导航技术研究所)

西安劳动南路 88 号电子商城二楼 D23 号

TEL: 029-81022619 13072977981 FAX:029-88789382