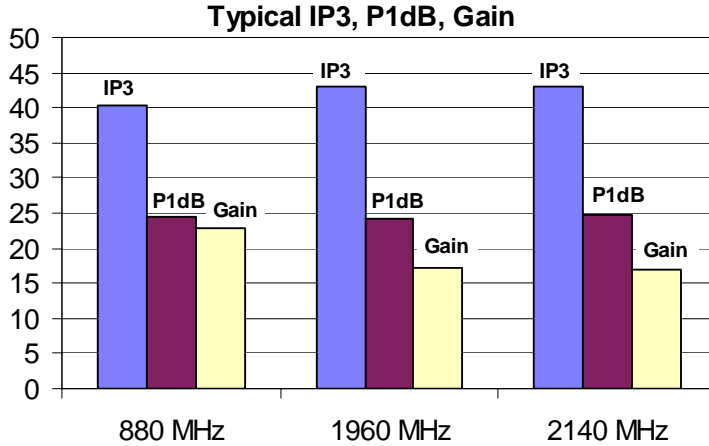




Product Description

Sirenza Microdevices' SXB-2089Z amplifier is a high linearity InGaP/GaAs Heterojunction Bipolar Transistor (HBT) MMIC housed in a low-cost, surface-mountable plastic package.

These amplifiers are specially designed for use as driver devices for infrastructure equipment in the 5-2500 MHz Cellular, ISM, WLL, PCS & W-CDMA applications. Its high linearity makes it an ideal choice for multi-carrier as well as digital applications.



Preliminary

SXB-2089Z

5-2500 MHz Medium Power InGaP/GaAs HBT Amplifier



Product Features

- High OIP3: +43dBm at 1960 MHz
- P1dB: 24dBm
- High Linearity/ACP Performance
- Robust 2000V ESD, Class 2
- SOT-89 package
- MSL 1 moisture rating

Applications

- PA Driver Amplifier
- IF Amplifier
- Cellular, PCS, ISM, WLL, W-CDMA

Symbol	Parameters	Units		Min.	Typ.	Max.
P _{1dB}	Output Power at 1 dB Compression	dBm	450 MHz		24.1	
			880 MHz		24.5	
			1960 MHz		24.2	
			2140 MHz		24.7	
S ₂₁	Small Signal Gain	dBm	450 MHz		25	
			880 MHz		23	
			1960 MHz		17	
			2140 MHz		17	
S ₁₁	Input VSWR		450 MHz		1.1:1	
			880 MHz		1.3:1	
			1960 MHz		1.4:1	
			2140 MHz		1.3:1	
NF	Noise Figure	dB	450 MHz		4.9	
			880 MHz		4.3	
			1960 MHz		4.3	
			2140 MHz		4.2	
OIP ₃	Third Order Intercept Point (Pout/tone = +11dBm, Tone spacing = 1MHz)	dBm	450 MHz		40	
			880 MHz		41	
			1960 MHz		43	
			2140 MHz		43	
ACP	Channel Power IS-95 at 450/880/1960MHz, -55dBc ACP WCDMA at 2140MHz, -50dBc ACP	dBm	450 MHz		16	
			880 MHz		16.3	
			1960 MHz		15.5	
			2140 MHz		15.6	
I _D	Device Current	mA	V _s = 8V R _{bias} = 20 Ohms V _{device} = 5.2V	120	135	150
R _{TH(j-l)}	Thermal Resistance @ 85C (junction - lead)	°C/W			51.3	

Test Conditions: T_a = 25°C Z₀ = 50 Ohms

The information provided herein is believed to be reliable at press time. Sirenza Microdevices assumes no responsibility for inaccuracies or omissions. Sirenza Microdevices assumes no responsibility for the use of this information, and all such information shall be entirely at the user's own risk. Prices and specifications are subject to change without notice. No patent rights or licenses to any of the circuits described herein are implied or granted to any third party. Sirenza Microdevices does not authorize or warrant any Sirenza Microdevices product for use in life-support devices and/or systems. Copyright 2005 Sirenza Microdevices, Inc.. All worldwide rights reserved.

303 S. Technology Ct.
Broomfield, CO 80021

Phone: (800) SMI-MMIC

<http://www.sirenza.com>



Preliminary

SXB-2089Z 5-2500MHz InGaP/GaAs HBT Power Amplifier

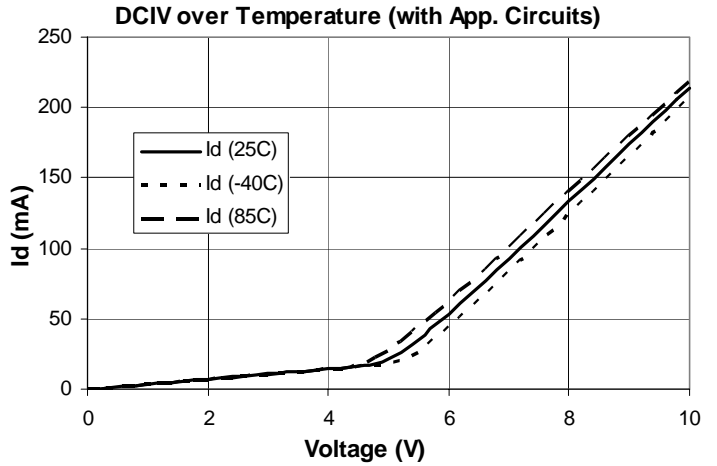
Absolute Maximum Ratings

Parameter	Absolute Limit
Max Device Current (I_{DQ})	190mA
Max Device Voltage (V_D)	6 V
Max. RF Input Power	+20 dBm
Max. Operating Dissipated Power (quiescent)	1.0 W
Max. Junction Temp. (T_J)	+150°C
Operating Temp. Range (T_L)	-40°C to +85°C
Max. Storage Temp.	+150°C

Operation of this device beyond any one of these limits may cause permanent damage. For reliable continuous operation, the device voltage and current must not exceed the maximum operating values specified in the table on page one.

Bias Conditions should also satisfy the following expression:

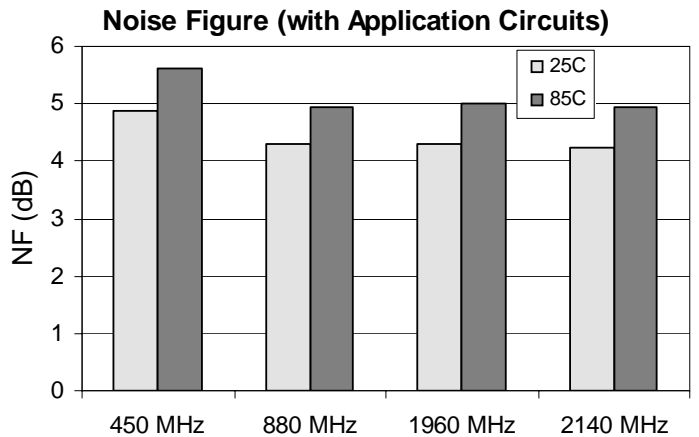
$$I_D V_D < (T_J - T_L) / R_{TH, j-l} \quad T_L = T_{LEAD}$$



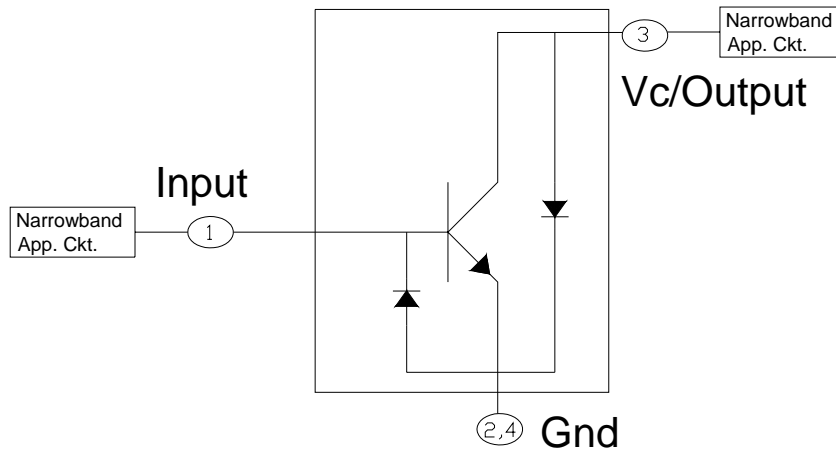
ESD Class 2, 2000V HBM

Appropriate precautions in handling, packaging and testing devices must be observed.

MSL (Moisture Sensitivity Level) Rating: Level 1



Simplified Device Schematic with ESD diodes

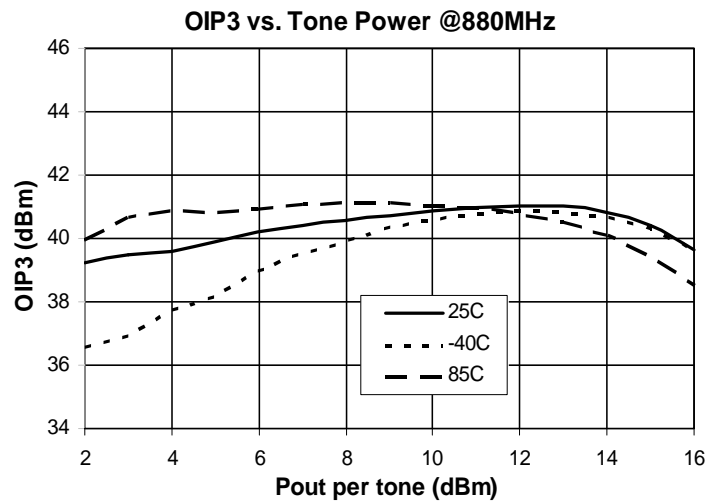
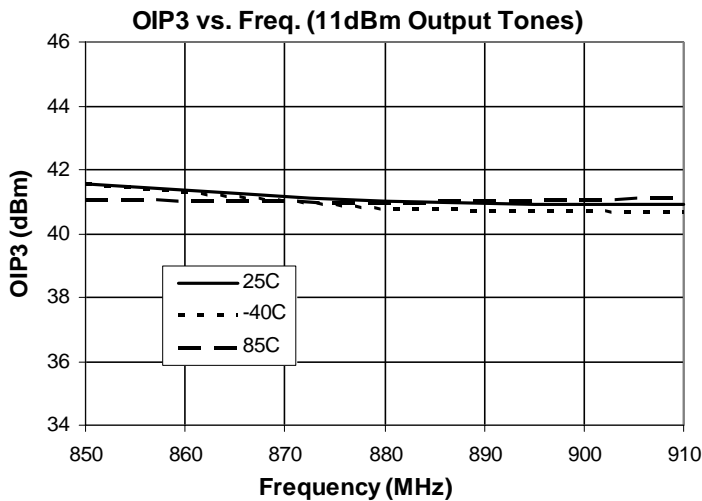
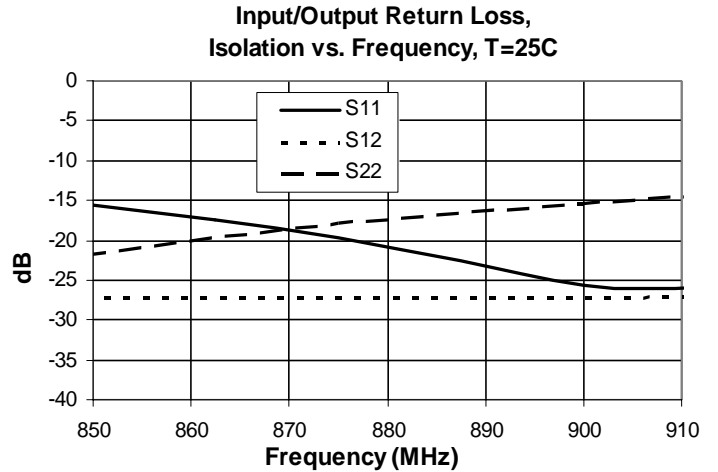
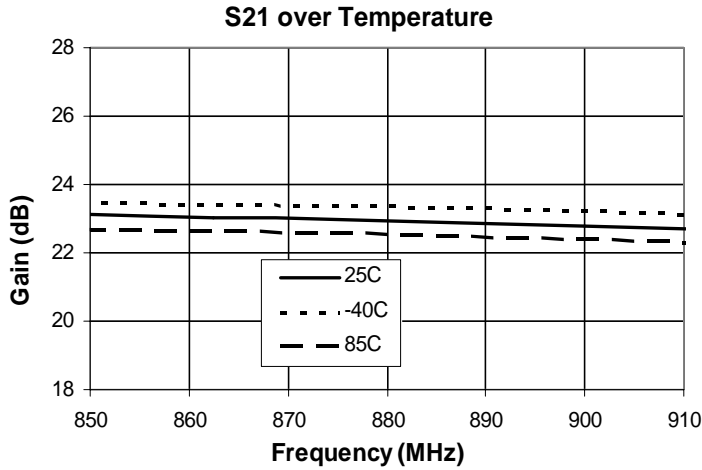
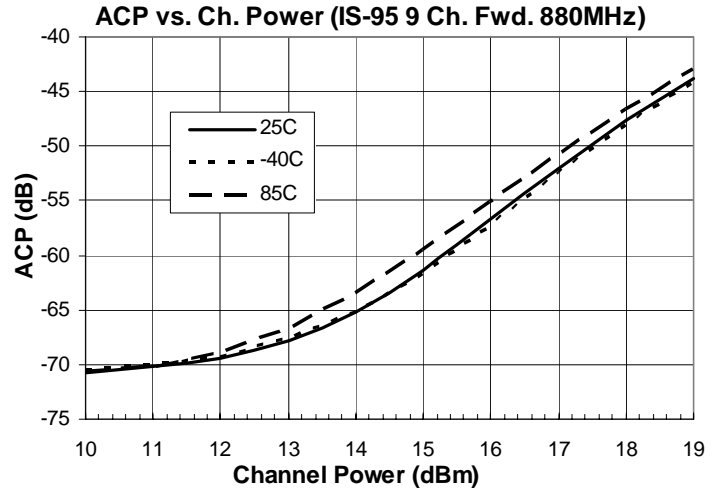
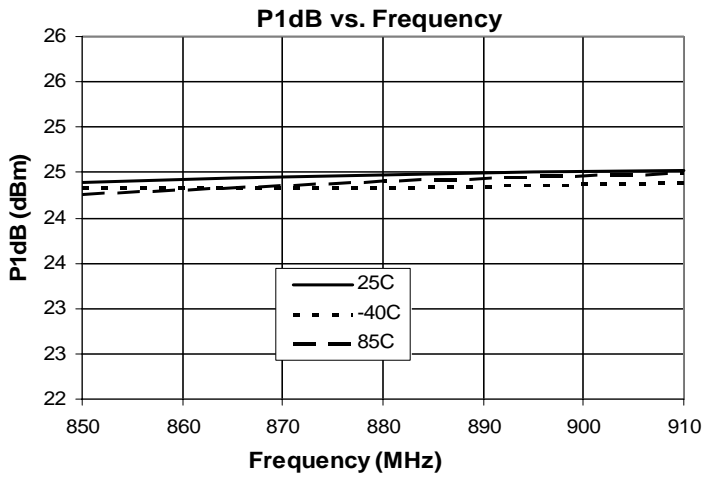




Preliminary

SXB-2089Z 5-2500MHz InGaP/GaAs HBT Power Amplifier

880 MHz Application Circuit Data, $I_D=135mA$, $T=+25C$, $R_{Bias}=20\ \Omega$, $V_S=8V$



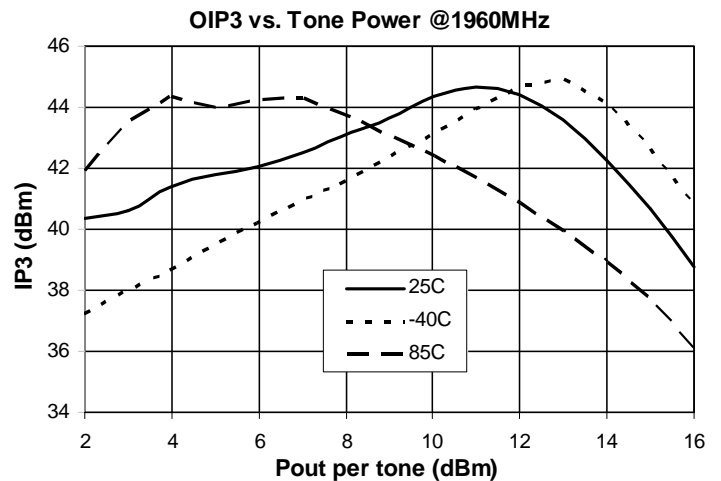
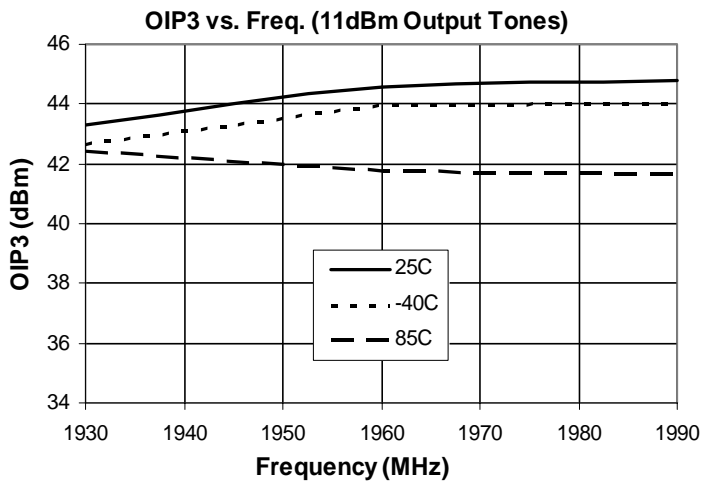
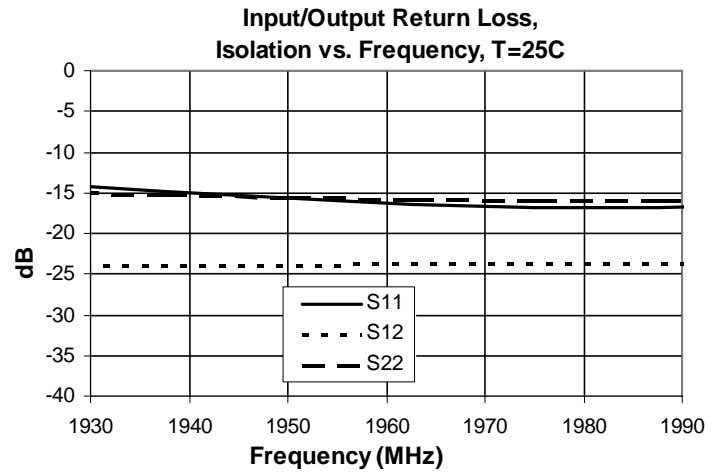
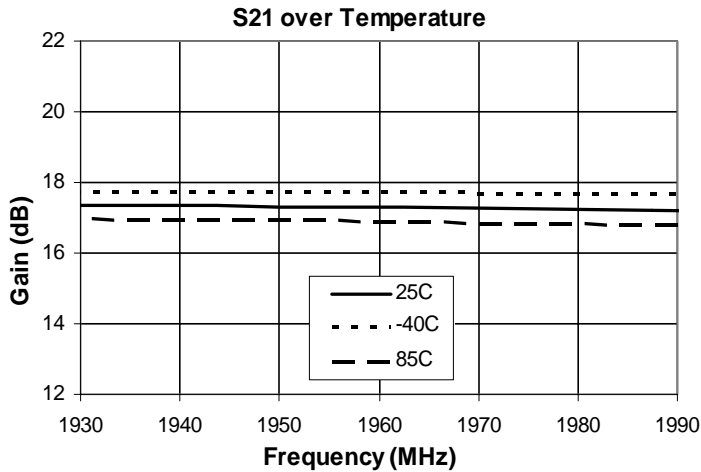
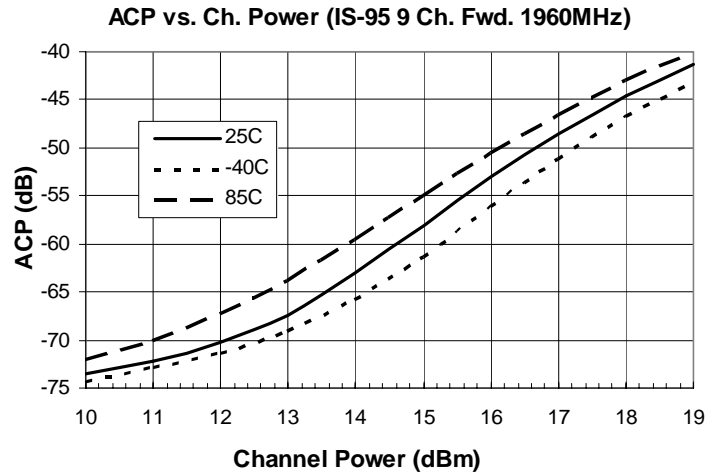
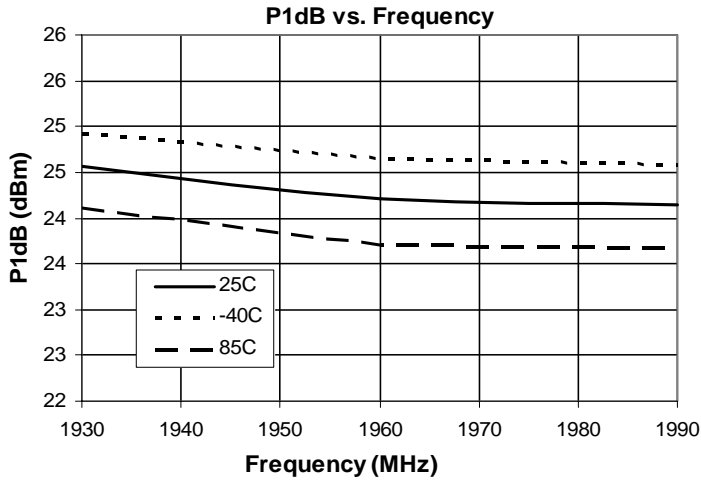
450 MHz & 2140MHz Application Circuits available in Application Note AN-078 at www.sirenza.com



Preliminary

SXB-2089Z 5-2500MHz InGaP/GaAs HBT Power Amplifier

1960 MHz Application Circuit Data, $I_D=135mA$, $T=+25C$, $R_{Bias}=20\text{ Ohm}$, $V_S=8V$



450 MHz & 2140MHz Application Circuits available in Application Note AN-078 at www.sirenza.com



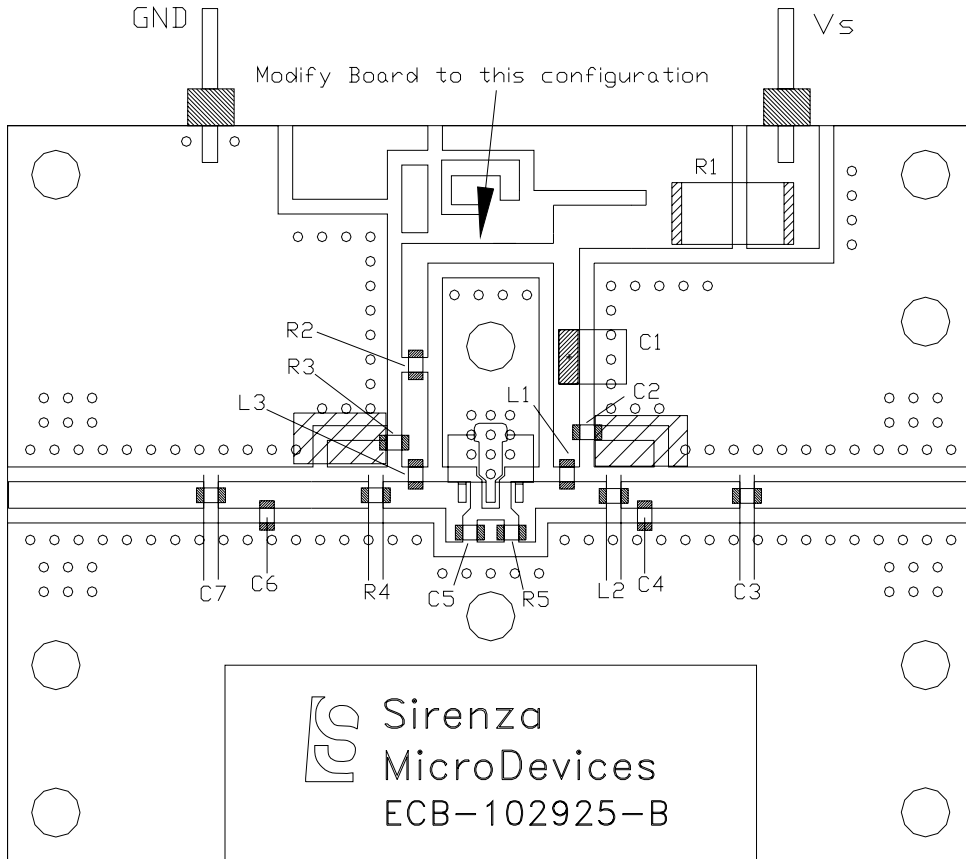
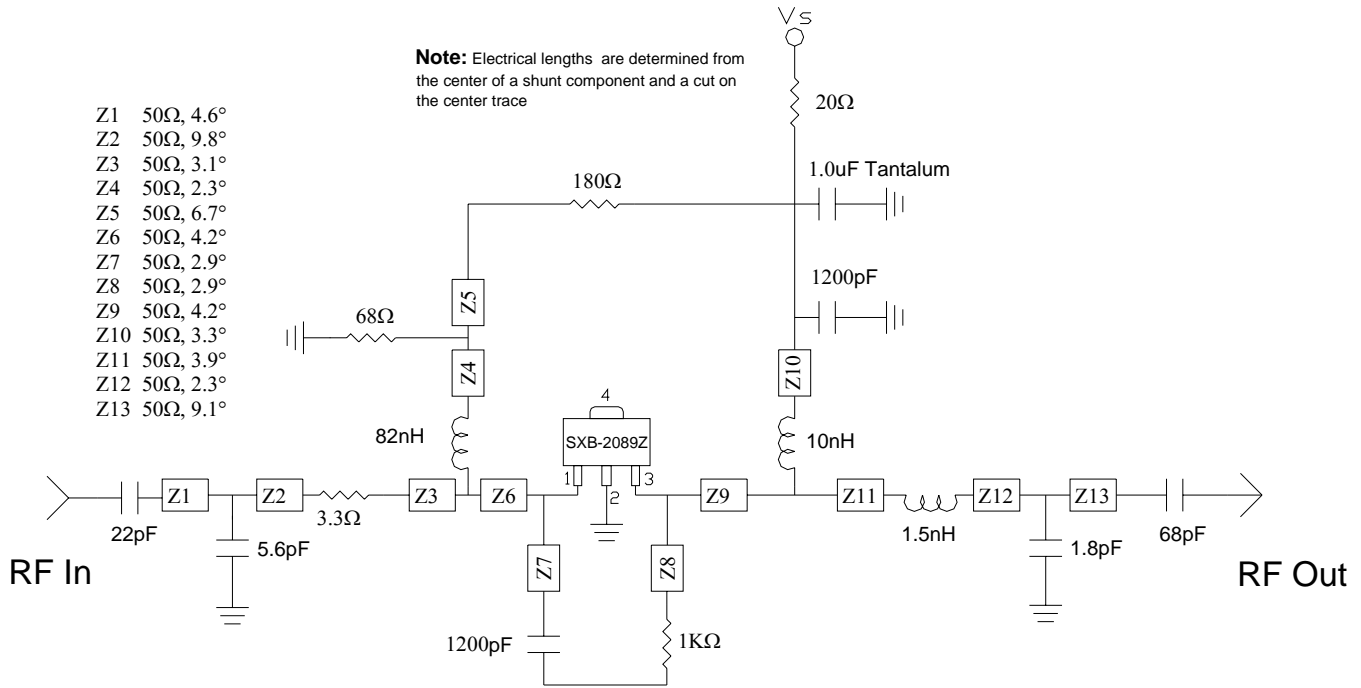
Preliminary

SXB-2089Z 5-2500MHz InGaP/GaAs HBT Power Amplifier

Application Schematic & Assembly Drawing 880MHz Circuit

- Z1 50Ω, 4.6°
- Z2 50Ω, 9.8°
- Z3 50Ω, 3.1°
- Z4 50Ω, 2.3°
- Z5 50Ω, 6.7°
- Z6 50Ω, 4.2°
- Z7 50Ω, 2.9°
- Z8 50Ω, 2.9°
- Z9 50Ω, 4.2°
- Z10 50Ω, 3.3°
- Z11 50Ω, 3.9°
- Z12 50Ω, 2.3°
- Z13 50Ω, 9.1°

Note: Electrical lengths are determined from the center of a shunt component and a cut on the center trace



Bill of Materials

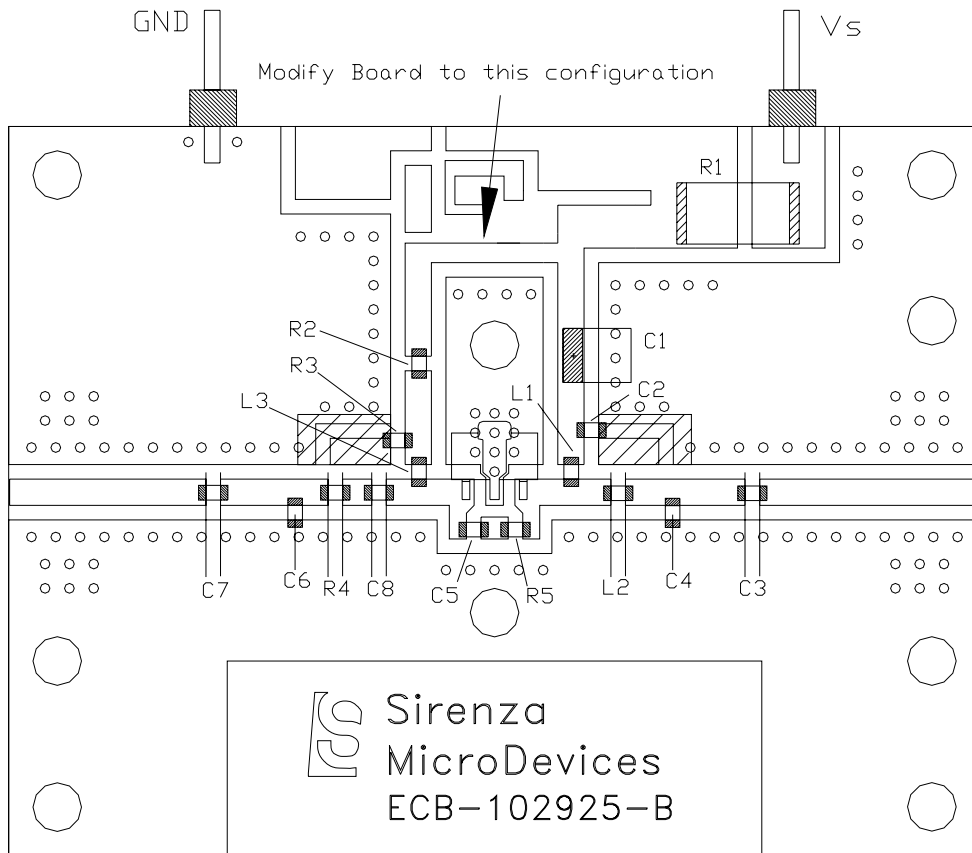
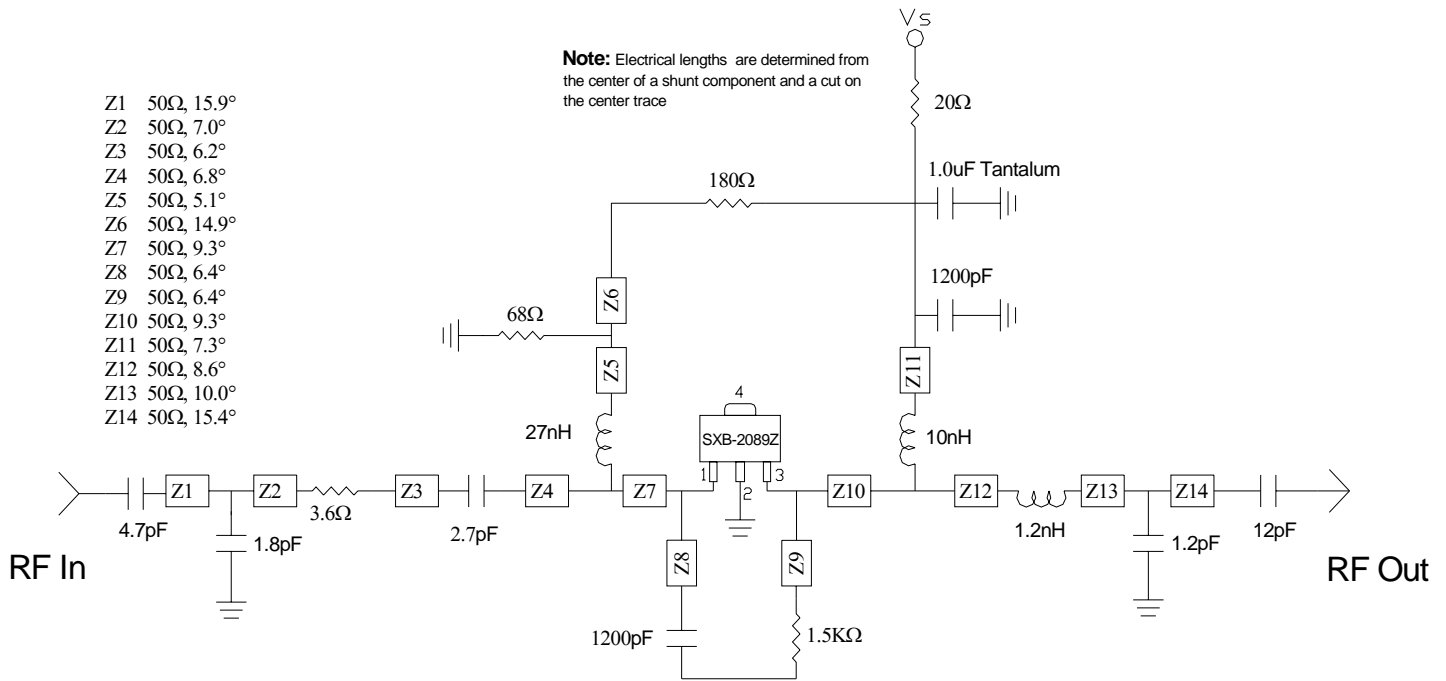
- C1 TAJB105KLRH Rohm 1.0uF
- C2,C5 MCH185C122KK Rohm 1200pF
- C3 MCH185A680JK Rohm 68pF
- C4 MCH185A1R8CK Rohm 1.8pF
- C6 MCH185A5R6DK Rohm 5.6pF
- C7 MCH185A220JK Rohm 22pF
- L1 LL1608-FS10NJ Toko 10nH
- L2 LL1608-FS1N5S Toko 1.5nH
- L3 LL1608-FSR82NJ Toko 82nH
- R1 20Ω 2515 res (1%)
- R2 180Ω 0603 res (5%)
- R3 68Ω 0603 res (5%)
- R4 3.3Ω 0603 res (5%)
- R5 1KΩ 0603 res (5%)
- Connectors 2x PSF-S01-1mm GigaLane Co.
- Heat sink EEF-101407
- PCB ECB-102925-B



Preliminary
SXB-2089Z 5-2500MHz InGaP/GaAs HBT Power Amplifier

Application Schematic & Assembly Drawing 1960MHz Circuit

- Z1 50Ω, 15.9°
- Z2 50Ω, 7.0°
- Z3 50Ω, 6.2°
- Z4 50Ω, 6.8°
- Z5 50Ω, 5.1°
- Z6 50Ω, 14.9°
- Z7 50Ω, 9.3°
- Z8 50Ω, 6.4°
- Z9 50Ω, 6.4°
- Z10 50Ω, 9.3°
- Z11 50Ω, 7.3°
- Z12 50Ω, 8.6°
- Z13 50Ω, 10.0°
- Z14 50Ω, 15.4°



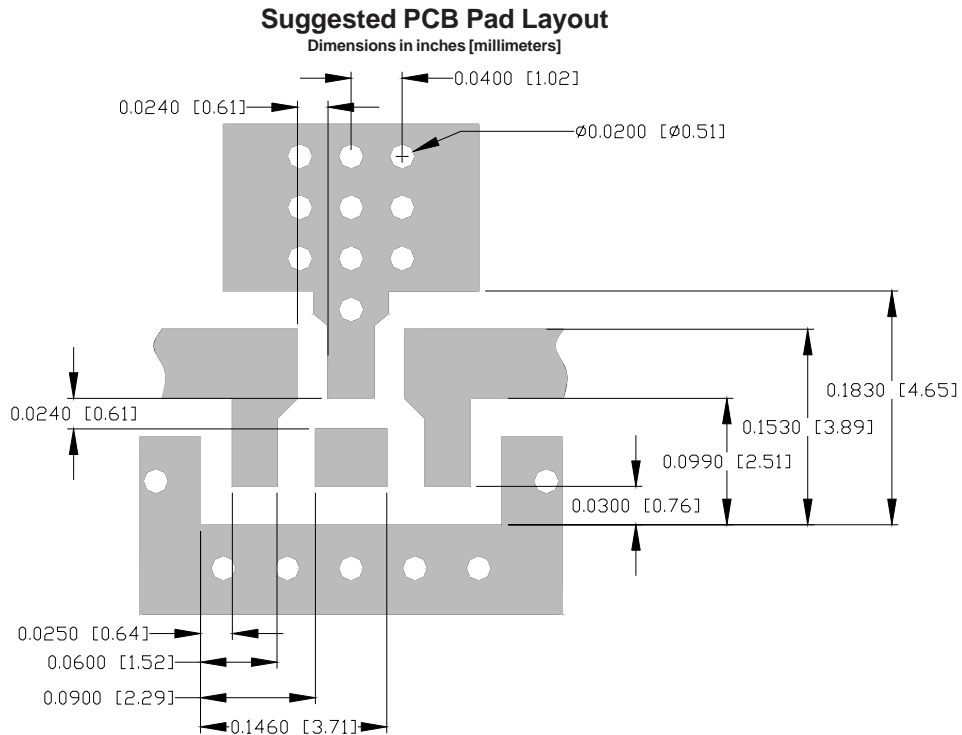
Bill of Materials

- C1 TAJB105KLRH Rohm 1.0uF
- C2,C5 MCH185C122KK Rohm 1200pF
- C3 MCH185A120JK Rohm 12pF
- C4 MCH185A1R2CK Rohm 1.2pF
- C6 MCH185A1R8CK Rohm 1.8pF
- C7 MCH185A4R7CK Rohm 4.7pF
- C8 MCH185A2R7CK Rohm 2.7pF
- L1 LL1608-FS10NJ Toko 10nH
- L2 LL1608-FS1N2S Toko 1.2nH
- L3 LL1608-FS270JK Toko 27nH
- R1 20Ω 2512 res (1%)
- R2 180Ω 0603 res (5%)
- R3 68Ω 0603 res (5%)
- R4 3.6Ω 0603 res (5%)
- R5 1.5KΩ 0603 res (5%)
- Connectors 2x PSF-S01-1mm GigaLane Co.
- Heat sink EEF-101407
- PCB ECB-102925-B



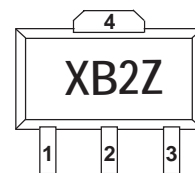
Preliminary

SXB-2089Z 5-2500MHz InGaP/GaAs HBT Power Amplifier



Pin #	Function	Description
1	RF IN	RF input pin. This pin requires the use of an external DC blocking capacitor and matching components chosen for the frequency of operation.
2,4	GND	Connection to ground. Use via holes for best performance to reduce lead inductance as close to ground leads as possible.
3	RF OUT/ BIAS	RF output pin. This pin requires the use of an external DC blocking capacitor, choke and matching components as shown in the Application Schematic.

Package Marking



Part Number Ordering Information

Part Number	Reel Size	Devices / Reel
SXB-2089Z	7"	1000

Package Dimensions

(Refer to Application Note AN075 at www.sirenza.com)

SUNSTAR 商斯达实业集团是集研发、生产、工程、销售、代理经销、技术咨询、信息服务等为一体的高科技企业，是专业高科技电子产品生产厂家，是具有 10 多年历史的专业电子元器件供应商，是中国最早和最大的仓储式连锁规模经营大型综合电子零部件代理分销商之一，是一家专业代理和分销世界各大品牌 IC 芯片和电子元器件的连锁经营综合性国际公司，专业经营进口、国产名厂名牌电子元件，型号、种类齐全。在香港、北京、深圳、上海、西安、成都等全国主要电子市场设有直属分公司和产品展示展销窗口门市部专卖店及代理分销商，已在全国范围内建成强大统一的供货和代理分销网络。我们专业代理经销、开发生产电子元器件、集成电路、传感器、微波光电元器件、工控机/DOC/DOM 电子盘、专用电路、单片机开发、MCU/DSP/ARM/FPGA 软件硬件、二极管、三极管、模块等，是您可靠的一站式现货配套供应商、方案提供商、部件功能模块开发配套商。商斯达实业公司拥有庞大的资料库，有数位毕业于著名高校——有中国电子工业摇篮之称的西安电子科技大学（西军电）并长期从事国防尖端科技研究的高级工程师为您精挑细选、量身订做各种高科技电子元器件，并解决各种技术问题。

微波光电部专业代理经销高频、微波、光纤、光电元器件、组件、部件、模块、整机；电磁兼容元器件、材料、设备；微波 CAD、EDA 软件、开发测试仿真工具；微波、光纤仪器仪表。欢迎国外高科技微波、光纤厂商将优秀产品介绍到中国、共同开拓市场。长期大量现货专业批发高频、微波、卫星、光纤、电视、CATV 器件：晶振、VCO、连接器、PIN 开关、变容二极管、开关二极管、低噪晶体管、功率电阻及电容、放大器、功率管、MMIC、混频器、耦合器、功分器、振荡器、合成器、衰减器、滤波器、隔离器、环行器、移相器、调制解调器；光电子器件和组件：红外发射管、红外接收管、光电开关、光敏管、发光二极管和发光二极管组件、半导体激光二极管和激光器组件、光电探测器和光接收组件、光发射接收模块、光纤激光器和光放大器、光调制器、光开关、DWDM 用光发射和接收器件、用户接入系统光收发器件与模块、光纤连接器、光纤跳线/尾纤、光衰减器、光纤适配器、光隔离器、光耦合器、光环行器、光复用器/转换器；无线收发芯片和模组、蓝牙芯片和模组。

更多产品请看本公司产品专用销售网站：

商斯达中国传感器科技信息网：<http://www.sensor-ic.com/>

商斯达工控安防网：<http://www.pc-ps.net/>

商斯达电子元器件网：<http://www.sunstare.com/>

商斯达微波光电产品网：[HTTP://www.rfoe.net/](http://www.rfoe.net/)

商斯达消费电子产品网：<http://www.icasic.com/>

商斯达实业科技产品网：<http://www.sunstars.cn/> 微波元器件销售热线：

地址：深圳市福田区福华路福庆街鸿图大厦 1602 室

电话：0755-82884100 83397033 83396822 83398585

传真：0755-83376182 (0) 13823648918 MSN: SUNS8888@hotmail.com

邮编：518033 E-mail:szss20@163.com QQ: 195847376

深圳赛格展销部：深圳华强北路赛格电子市场 2583 号 电话：0755-83665529 25059422

技术支持：0755-83394033 13501568376

欢迎索取免费详细资料、设计指南和光盘；产品凡多，未能尽录，欢迎来电查询。

北京分公司：北京海淀区知春路 132 号中发电子大厦 3097 号

TEL: 010-81159046 82615020 13501189838 FAX: 010-62543996

上海分公司：上海市北京东路 668 号上海赛格电子市场 D125 号

TEL: 021-28311762 56703037 13701955389 FAX: 021-56703037

西安分公司：西安高新开发区 20 所(中国电子科技集团导航技术研究所)

西安劳动南路 88 号电子商城二楼 D23 号

TEL: 029-81022619 13072977981 FAX:029-88789382