

5 x 7 mm Surface Mount

Industrial: -40°C to +85°C
FIXED/TRISTATE, 500 KHz to 125 MHz

FEATURES

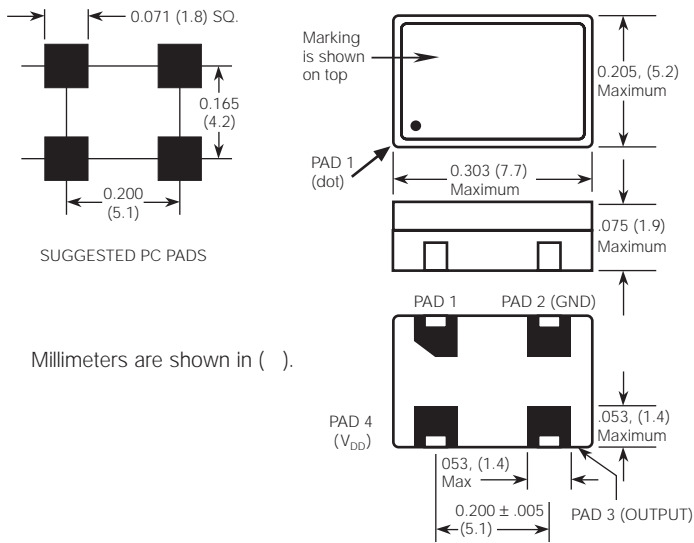
- Industrial operating temperature range from -40° to +85°C accomodates rugged environments
- Low jitter of 6 ps rms max ensures stable data transmission
- Stability options of ±100 ppm to ±25 ppm
- 45/55 symmetry is standard
- Guaranteed start-up with ramping DC Supply
- Start up time less than 5 ms
- Tristate option standard
- Very low power when tristated

TYPICAL APPLICATIONS

- Telecom and data networking applications that require low jitter and are subjected to rugged environmental conditions, including:
 - DSL
 - Gigabit ethernet
 - Fibre Channel
 - VoIP

Description

MF Electronics R-Series industrial temperature range surface mount (SMD) oscillators provide clock waveforms needed to clock standard HCMOS or TTL circuits in PCBs mounted in rugged environments.

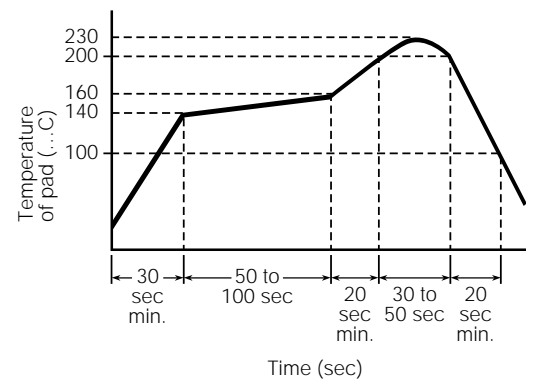


"R" Package

Millimeters are shown in ().

CONNECTIONS

	Fixed Output Models	Tristate Models
PAD 1	NOT USED	Floating or 1 : Oscillator runs Ground or 0 : Disable or Tristate
PAD 2	Ground and Case	
PAD 3	Output	
PAD 4	+3.3V, V _{DD}	



Recommended Reflow Soldering Profile





CRYSTAL OSCILLATORS
 SUNSTAR射频无源器件网 <http://www.rfocoe.net/> TEL:0755-83396822 FAX:0755-83376182 E-MAIL:szsss20@163.com
HCMOS/TTL 3.3V
5 x 7 mm Surface Mount
Industrial: -40° TO +85°C
FIXED/TRISTATE, 500 KHz to 125 MHz

SURFACE MOUNT
R models
 R1310, R1311,
 R1312
 R3310, R3311,
 R3312

ELECTRICAL SPECIFICATIONS

Frequency Range 500 KHz to 125 MHz

Frequency Stability Includes calibration at 25°C, operating temperature, change of input voltage, change of load, shock and vibration.

	MIN	TYP	MAX	UNITS
Input Voltage, V_{DD}	3.0	3.3	3.6	volts
Input Current				
3 M to 10 MHz		3.0	4.5	ma
10.1 to 20 MHz		5.0	6.0	ma
20.1 to 30 MHz		10.0	15.0	ma
30.1 to 50 MHz		35.0	40.0	ma
50.1 to 67 MHz		40.0	50.0	ma
67.1 to 125 MHz		60.0	70.0	ma

Output Levels

"0" Level, sinking 16 ma		0.4	volts
"1" Level CMOS, sourcing 8 ma	V _{DD} -0.4		volts

Rise and Fall Times

CMOS, 15 pf, 20 to 80% (<60 MHz)	3.0	4	ns
CMOS, 30 pf, 20 to 80% (<60 MHz)	4.0	5	ns
CMOS, 50 pf, 20 to 80% (<60 MHz)	6.0	8	ns
CMOS, 15 pf, 20 to 80% (>60 MHz)	2.0	2.5	ns
CMOS, 30 pf, 20 to 80% (>60 MHz)	3.0	4.5	ns

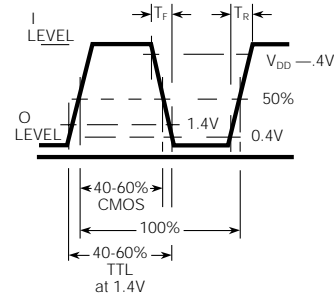
Jitter 6 ps RMS

Symmetry
CMOS, @ 50% V_{DD} 48/52 45/55 percent

Aging
 First year 3 ppm
 After first year 1 ppm/yr

Input Requirements for Pin 1.:

- "1": On – Pin 1 may float or 2.4V min., sourcing 400 microAmp
- "0": Disable or Tristate – Pin 1 requires 0.4V, sinking 400 microAmp



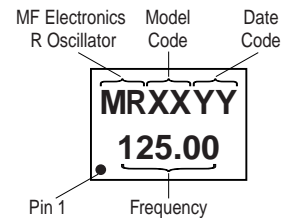
WAVEFORMS

TRISTATE		FIXED OUTPUT		Frequency Stability
Model	Marking Letter ID*	Model	Marking Letter ID*	
R3310	GQ	R1310	GM	±100 ppm
R3312	GR	R1312	GN	±50 ppm
R3311	GS	R1311	GT	±25 ppm

* See Marking Specification

MARKING SPECIFICATION

The format for the marking is:





HCMOS/TTL 3.3V
5 x 7 Surface Mount
Industrial: -40° TO +85°C
FIXED/TRISTATE, 500 KHz to 125 MHz

SURFACE MOUNT
R models
R1310, R1311,
R1312
R3310, R3311,
R3312

ENVIRONMENTAL SPECIFICATIONS

Temperature

Operating -40° to +85°C
Storage -55° to +125°C

Shock – 1000 Gs, 0.35 ms, 1/2 sine wave, 3 shocks in each plane

Vibration – 10-2000 Hz of .06" d.a. or 20 Gs, whichever is less

Humidity – Resistant to 85° R.H. at 85°C

MECHANICAL SPECIFICATIONS

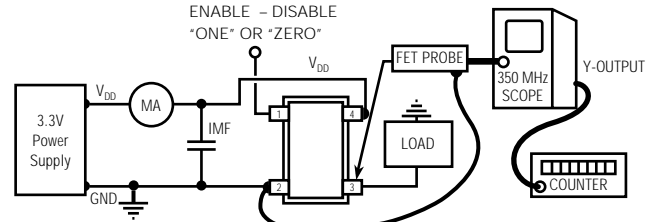
Leak – MIL STD 883, Method 1014, condition A1

Case – Ceramic

Pads – 60 microinch of gold over nickel

Marking – Epoxy ink or laser engraved

Resistance to Solvents – MIL STD 202, Method 215



To adapt Fet probe to receptacle use Tektronix Part #103-0164-00

To connect output to scope use Tektronix Part #131-0258-00 (receptacle)

TEST CIRCUIT




Fig.1 R3392-20M with 25pf load

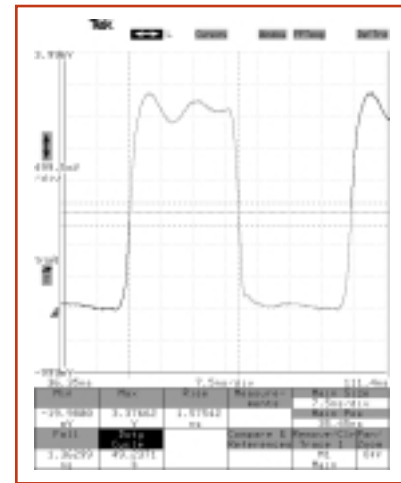


Fig. 2 R3392-20M without load

HOW TO ORDER

For Part Number, put package type before model number, and add frequency in MHz, for example:

R 3312 - 50M

"R" is SMD model

"3312" is model type

"50 M" frequency

SS#	Rev.
R1310	A



Unless customer-specific terms and conditions are signed by an officer of MF Electronics, the sale of this and all MF Electronics products are subject to terms and conditions set forth at www.mfelectronics.com/terms

SUNSTAR 商斯达实业集团是集研发、生产、工程、销售、代理经销、技术咨询、信息服务等为一体的高科技企业，是专业高科技电子产品生产厂家，是具有 10 多年历史的专业电子元器件供应商，是中国最早和最大的仓储式连锁规模经营大型综合电子零部件代理分销商之一，是一家专业代理和分销世界各大品牌 IC 芯片和电子元器件的连锁经营综合性国际公司，专业经营进口、国产名厂名牌电子元件，型号、种类齐全。在香港、北京、深圳、上海、西安、成都等全国主要电子市场设有直属分公司和产品展示展销窗口门市部专卖店及代理分销商，已在全国范围内建成强大统一的供货和代理分销网络。我们专业代理经销、开发生产电子元器件、集成电路、传感器、微波光电元器件、工控机/DOC/DOM 电子盘、专用电路、单片机开发、MCU/DSP/ARM/FPGA 软件硬件、二极管、三极管、模块等，是您可靠的一站式现货配套供应商、方案提供商、部件功能模块开发配套商。商斯达实业公司拥有庞大的资料库，有数位毕业于著名高校——有中国电子工业摇篮之称的西安电子科技大学（西军电）并长期从事国防尖端科技研究的高级工程师为您精挑细选、量身订做各种高科技电子元器件，并解决各种技术问题。

微波光电部专业代理经销高频、微波、光纤、光电元器件、组件、部件、模块、整机；电磁兼容元器件、材料、设备；微波 CAD、EDA 软件、开发测试仿真工具；微波、光纤仪器仪表。欢迎国外高科技微波、光纤厂商将优秀产品介绍到中国、共同开拓市场。长期大量现货专业批发高频、微波、卫星、光纤、电视、CATV 器件：晶振、VCO、连接器、PIN 开关、变容二极管、开关二极管、低噪晶体管、功率电阻及电容、放大器、功率管、MMIC、混频器、耦合器、功分器、振荡器、合成器、衰减器、滤波器、隔离器、环行器、移相器、调制解调器；光电子器件和组件：红外发射管、红外接收管、光电开关、光敏管、发光二极管和发光二极管组件、半导体激光二极管和激光器组件、光电探测器和光接收组件、光发射接收模块、光纤激光器和光放大器、光调制器、光开关、DWDM 用光发射和接收器件、用户接入系统光收发器件与模块、光纤连接器、光纤跳线/尾纤、光衰减器、光纤适配器、光隔离器、光耦合器、光环行器、光复用器/转换器；无线收发芯片和模组、蓝牙芯片和模组。

更多产品请看本公司产品专用销售网站：

商斯达中国传感器科技信息网：<http://www.sensor-ic.com/>

商斯达工控安防网：<http://www.pc-ps.net/>

商斯达电子元器件网：<http://www.sunstare.com/>

商斯达微波光电产品网：[HTTP://www.rfoe.net/](http://www.rfoe.net/)

商斯达消费电子产品网：<http://www.icasic.com/>

商斯达实业科技产品网：<http://www.sunstars.cn/> 微波元器件销售热线：

地址：深圳市福田区福华路福庆街鸿图大厦 1602 室

电话：0755-82884100 83397033 83396822 83398585

传真：0755-83376182 (0) 13823648918 MSN: SUNS8888@hotmail.com

邮编：518033 E-mail:szss20@163.com QQ: 195847376

深圳赛格展销部：深圳华强北路赛格电子市场 2583 号 电话：0755-83665529 25059422

技术支持：0755-83394033 13501568376

欢迎索取免费详细资料、设计指南和光盘；产品凡多，未能尽录，欢迎来电查询。

北京分公司：北京海淀区知春路 132 号中发电子大厦 3097 号

TEL: 010-81159046 82615020 13501189838 FAX: 010-62543996

上海分公司：上海市北京东路 668 号上海赛格电子市场 D125 号

TEL: 021-28311762 56703037 13701955389 FAX: 021-56703037

西安分公司：西安高新开发区 20 所(中国电子科技集团导航技术研究所)

西安劳动南路 88 号电子商城二楼 D23 号

TEL: 029-81022619 13072977981 FAX:029-88789382