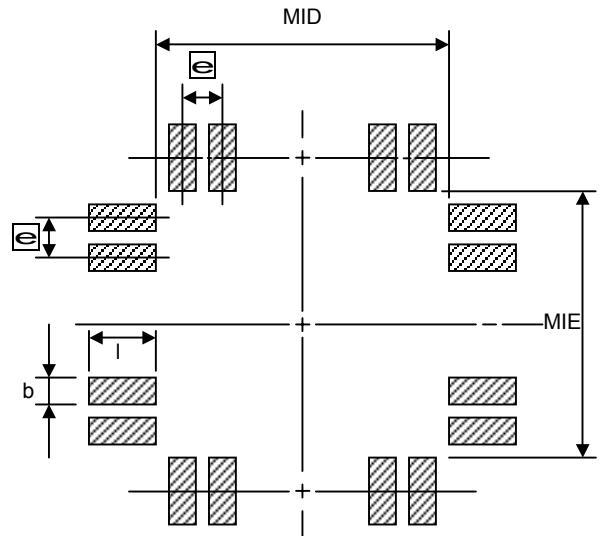


RECOMMENDED SOLDER PADS

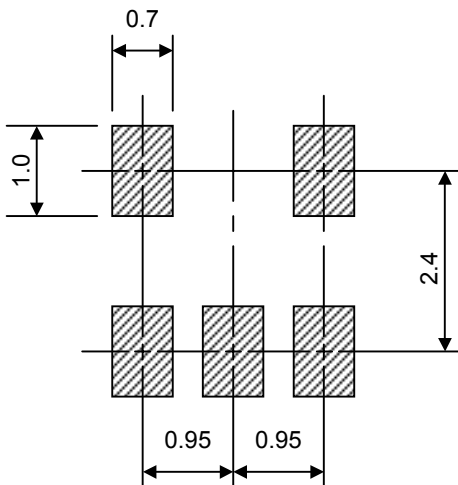
PLCC/QFP/QFN

PKG	MOLD SIZE	b	l	e	MID	MIE
QFN20-M1	4.2×4.2	0.32	0.95	0.5	2.7	2.7
QFN28-N1	5.2×5.2	0.32	0.95	0.5	3.7	3.7
QFN28-P4	4.7×4.7	0.2	0.95	0.4	3.2	3.2
PLCC28-M2	11.51×11.51	0.75	2.00	1.27	8.81	8.81
QFP32-J2	7×7	0.50	1.00	0.80	7.3	7.3
QFP32-R1	7×7	0.50	1.00	0.80	7.4	7.4
QFP44-A1	10×10	0.50	1.20	0.80	10.4	10.4
QFP44-B1	14×14	0.70	1.80	1.00	14.4	14.4
QFP48-J1	7×7	0.35	0.95	0.50	7.3	7.3
QFP48-P1	16×12	0.52	0.77	0.80	14.76	10.76
QFP56-A1	10×10	0.35	1.20	0.65	10.4	10.4
QFP64-B2	14×14	0.50	1.60	0.80	14.4	14.4
QFP64-B3	14×14	0.50	1.40	0.80	14.4	14.4
QFP64-C1	20×14	0.70	2.80	1.00	20.4	14.4
QFP64-C2	20×14	0.70	2.00	1.00	20.4	14.4
QFP64-D1	10×10	0.225	1.00	0.50	10.4	10.4
QFP64-H1	10×10	0.225	1.00	0.50	10.4	10.4
QFP80-C1(1)	20×14	0.50	2.80	0.80	20.4	14.4
QFP80-C1(2)	20×14	0.50	2.80	0.80	20.4	14.4
QFP80-C2	20×14	0.50	2.00	0.80	20.4	14.4
QFP80-C3	20×14	0.50	2.00	0.80	20.4	14.4
QFP100-C1(1)	20×14	0.35	2.80	0.65	20.4	14.4
QFP100-C1(2)	20×14	0.35	2.80	0.65	20.4	14.4
QFP100-C2	20×14	0.35	2.00	0.65	20.4	14.4
QFP64-G1	14×14	0.50	1.00	0.80	14.4	14.4
QFP80-G1	14×14	0.35	1.00	0.65	14.4	14.4
QFP100-G1	14×14	0.225	1.00	0.50	14.4	14.4

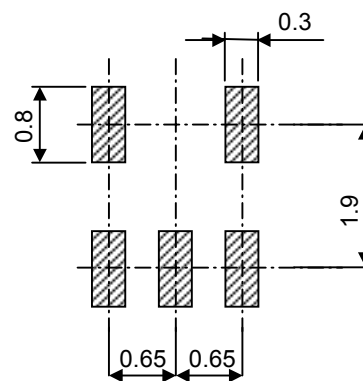
Unit : mm



SOT-23 (MTP5)



SC-88A

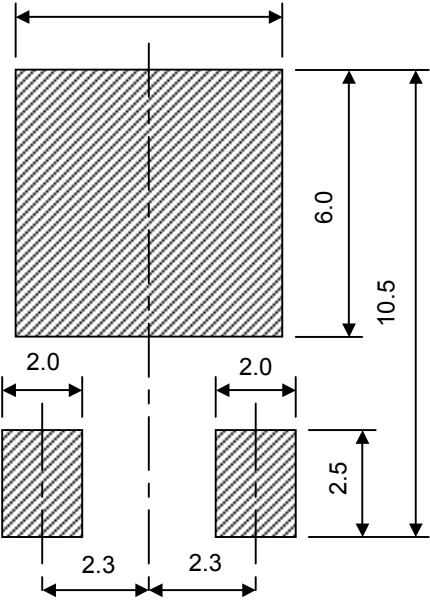


Note : These solder pads dimensions are just examples.
When designing PCB, please estimate the pattern carefully.

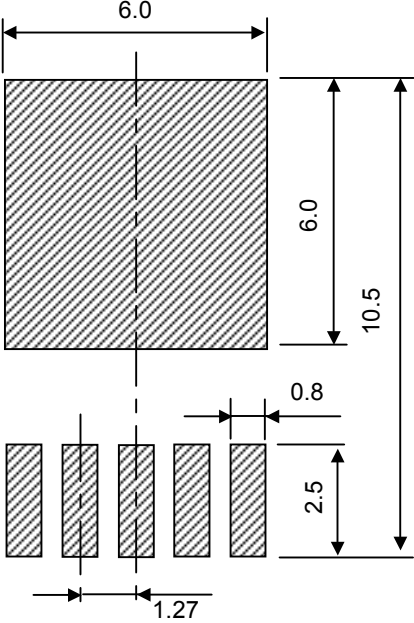
Unit : mm

RECOMMENDED SOLDER PADS

TO-252(3pin)



TO-252(5pin)

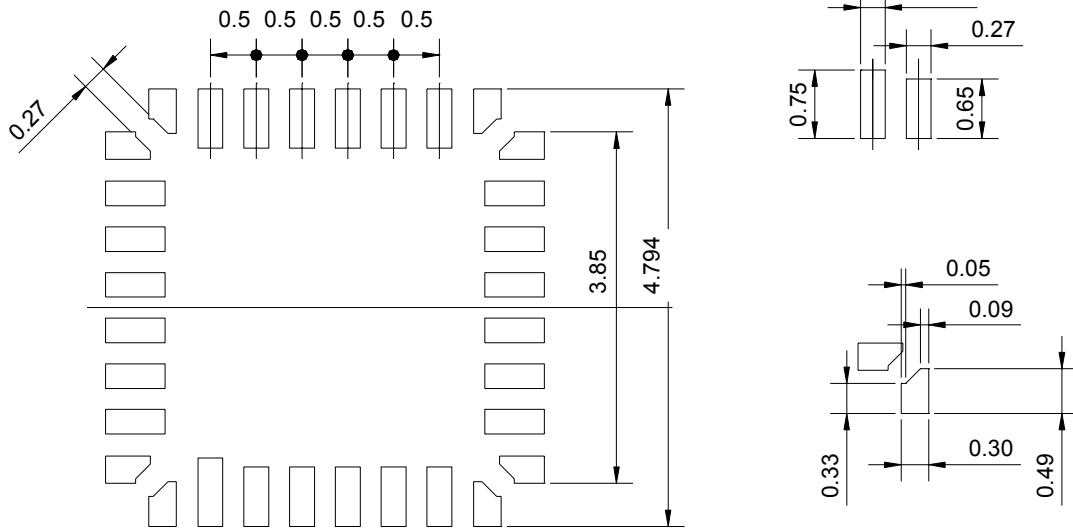


Note : These solder pads dimensions are just examples.
When designing PCB, please estimate the pattern carefully.

Unit : mm

RECOMMENDED SOLDER PADS

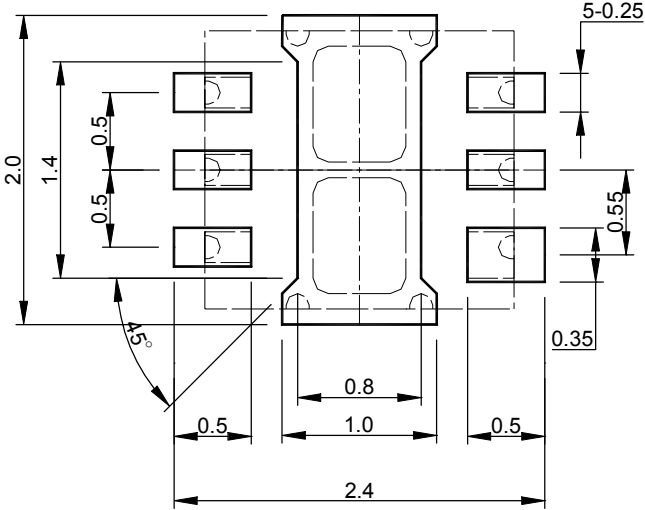
FFP32



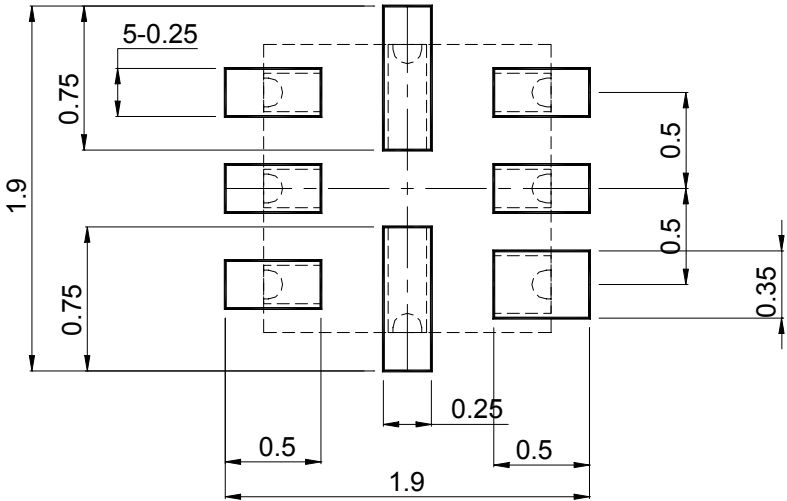
Note : These solder pads dimensions are just examples.
When designing PCB, please estimate the pattern carefully.

Unit : mm

USB6-D3



USB8-B3

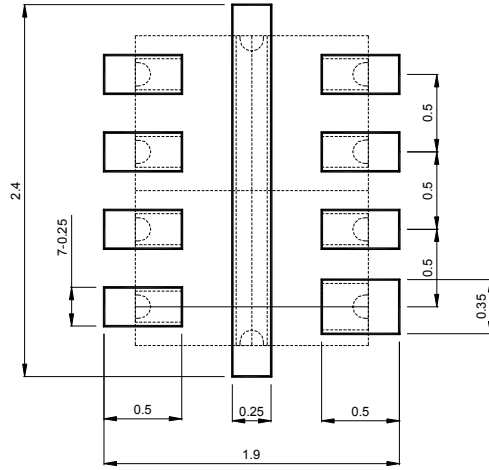


Note : These solder pads dimensions are just examples.
When designing PCB, please estimate the pattern carefully.

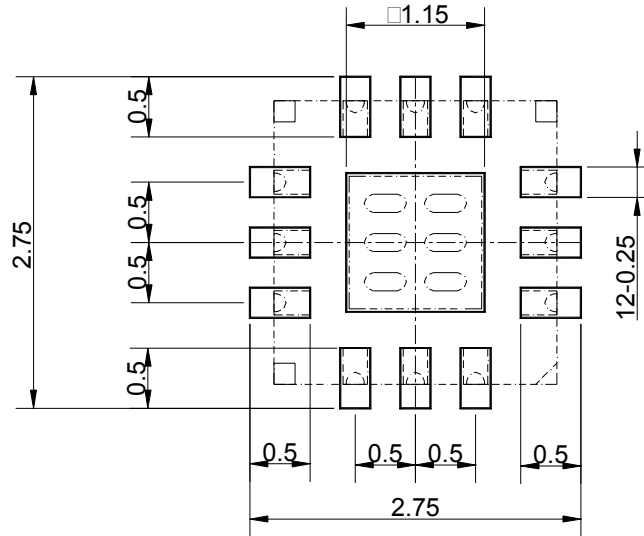
Unit : mm

RECOMMENDED SOLDER PADS

USB10-C3



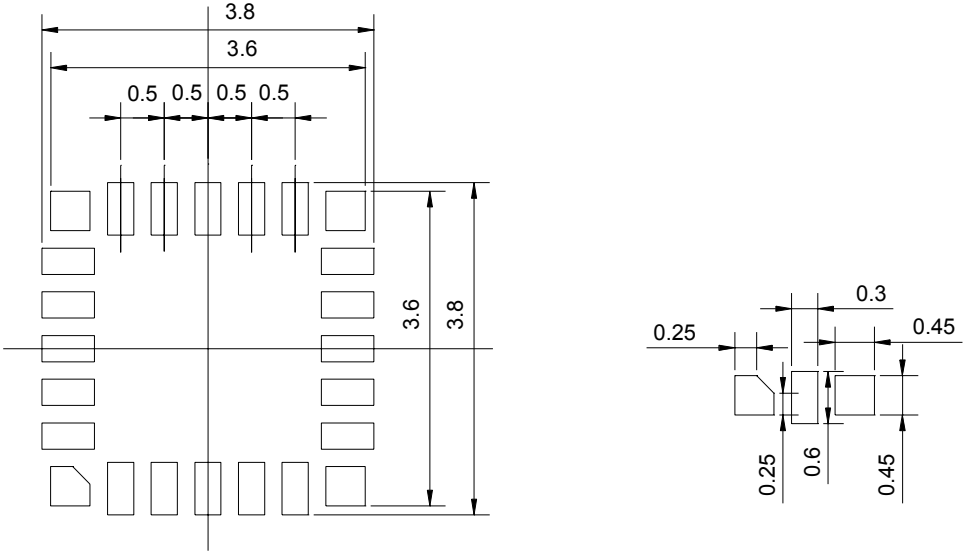
USB12-E3



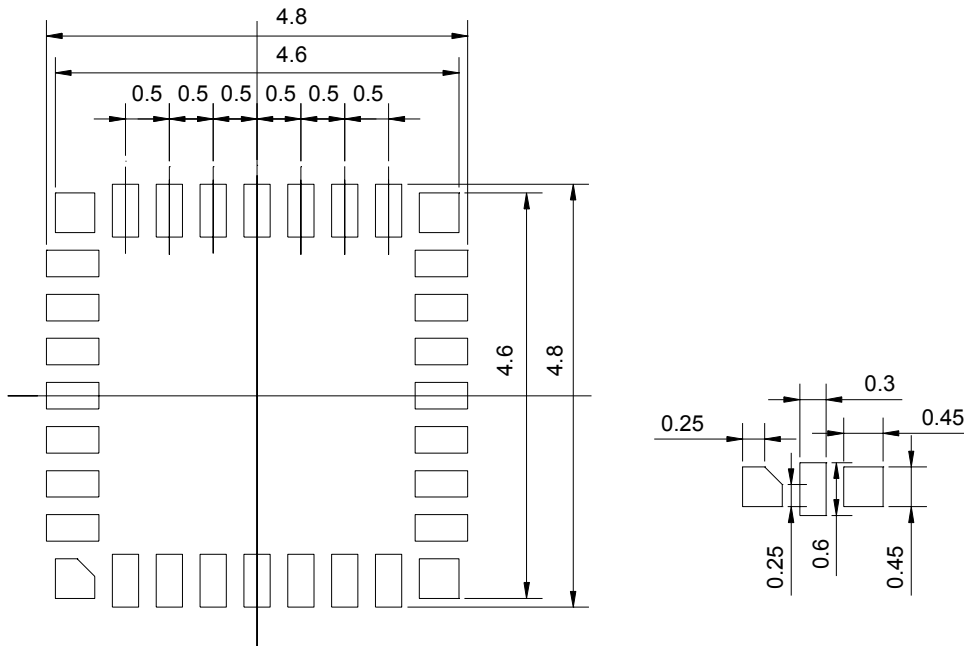
Note : These solder pads dimensions are just examples.
When designing PCB, please estimate the pattern carefully.

Unit : mm

BCC24



BCC32

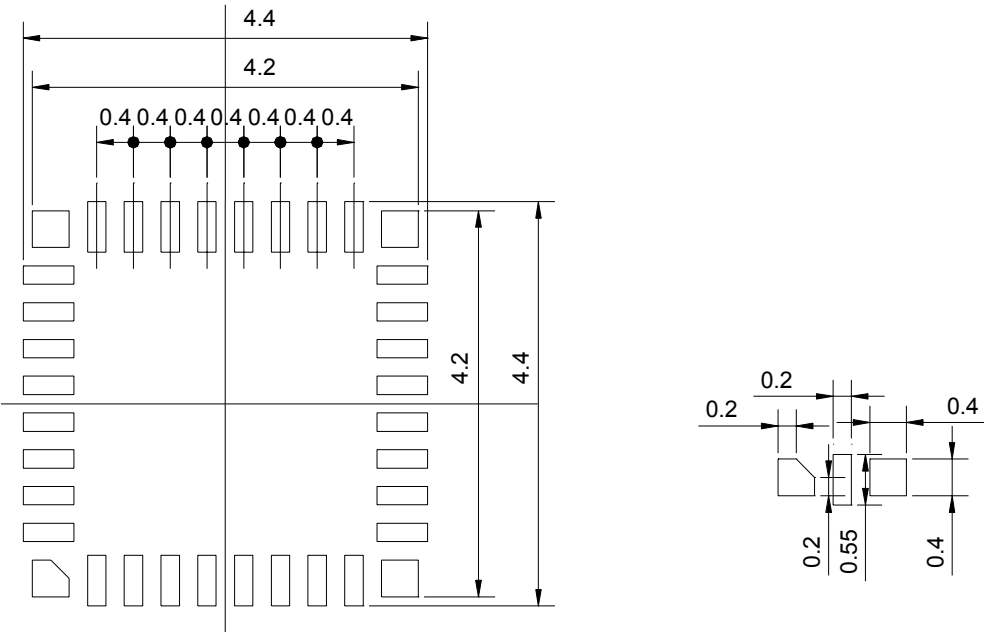


Note : These solder pads dimensions are just examples.
When designing PCB, please estimate the pattern carefully.

Unit : mm

RECOMMENDED SOLDER PADS

BCC36



Note : These solder pads dimensions are just examples.
When designing PCB, please estimate the pattern carefully.

Unit : mm