

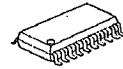
Video Amplifier with 75 ohms Driver

■ GENERAL DESCRIPTION

THE NJM2538B is a video amplifier with 75ohms drivers, which includes LPF and BPF of both Y and C system.

THE NJM2538B can compose the output circuit of digital video items with a little external components, because it prepares black and white 2 level imposer, gain controller, Y/C mixer, and SDC interface. It is suitable for portable items.

■ PACKAGE OUTLINE

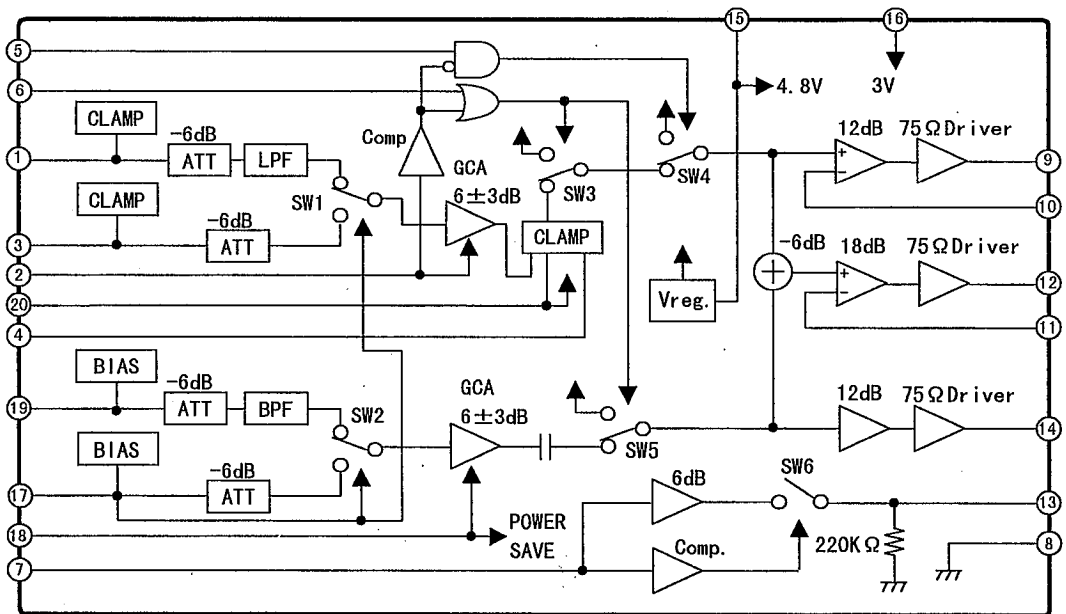


NJM2538BV

■ FEATURES

- Operating Voltage $V^*1=4.5\sim 5.3V$, $V^*2=2.7\sim 5.3V$
- Low Power 110mW
- Internal Black and White 2 Level Imposer
- Internal Gain Controller
- Internal SDC Interface
- Bipolar Technology
- Package Outline SSOP20

■ BLOCK DIAGRAM



- | | |
|------------------|-------------------------|
| 1. Y_{IN1} | 11. V_{SAG} |
| 2. GCA CTL1/MUTE | 12. V_{OUT} |
| 3. Y_{IN2} | 13. SDC _{OUT} |
| 4. CLAMP | 14. C_{OUT} |
| 5. CHARA | 15. V^*1 |
| 6. BLANK | 16. V^*2 |
| 7. WIDE | 17. $C_{IN2}/INSEL$ |
| 8. GND | 18. GCA CTL2/POWER SAVE |
| 9. Y_{OUT} | 19. C_{IN1} |
| 10. Y_{SAG} | 20. CLAMP REF. |

■ ABSOLUTE MAXIMUM RATINGS

(Ta=25°C)

PARAMETERS	SYMBOL	RATINGS	UNIT
Supply Voltage	V [*]	7.0	V
Power Dissipation	P _D	300	mW
Operating Temperature Range	Topr	-20~+85	°C
Storage Temperature Range	Tstg	-40~+125	°C

■ ELECTRICAL CHARACTERISTICS (Ta=25°C, V^{*}1=4.8V, V^{*}2=3.0V, R_L=150Ω)

PARAMETERS	SYMBOL	TEST CONDITION	MIN.	TYP.	MAX.	UNIT
Operating Current 1	I _{CC1}	V [*] 1=4.8V, No Signal	—	18.0	28.0	mA
Quiescent Current (Power Save Mode)	I _{save1}	V [*] 1=4.8V, Power Save	—	3.0	3.5	mA
Operating Current 2	I _{CC2}	V [*] 2=3.0V, No Signal	—	7.6	12.0	mA
Quiescent Current (Power Save Mode)	I _{save2}	V [*] 2=3.0V, Power Save	—	0.5	1	mA

<Y Amplifier>

Voltage Gain 1	G _{VY1}	Y _{IN1} , Y _{IN2} → Y _{OUT} , G _{CACTLY} =0.5V 100kHz, 0.5Vp-p @ Sine Wave	+3.0	+6.0	+9.0	dB
Voltage Gain 2	G _{VY2}	Y _{IN1} , Y _{IN2} → Y _{OUT} , G _{CACTLY} =2.5V 100kHz, 0.5Vp-p @ sine wave	+13.0	+15.0	+17.0	dB
Frequency Response(IN 2)	G _{fY}	10MHz/100kHz(100mVp-p @ Sine Wave)	-3.0	0	+3.0	dB

<V Amplifier>

Voltage Gain	G _{VV1}	Y _{IN1} , Y _{IN2} → V _{OUT} , G _{CACTLY} =0.5V 100kHz, 0.5Vp-p @ Sine Wave	+3.0	+6.0	+9.0	dB
Voltage Gain	G _{VV2}	Y _{IN1} , Y _{IN2} → V _{OUT} , G _{CACTLY} =2.5V 100kHz, 0.5Vp-p @ Sine Wave	+13.0	+15.0	+17.0	dB
Frequency Response(IN 2)	G _{fV}	10MHz/100kHz(100mVp-p @ Sine Wave)	-3.0	0	+3.0	dB

<C Amplifier>

Voltage Gain 1	G _{VC1}	C _{IN2} → C _{OUT} , G _{CACTLY} =0.5V 4MHz, 143mVp-p @ Sine Wave	+3.0	+6.0	+9.0	dB
Voltage Gain 2	G _{VC2}	C _{IN2} → C _{OUT} , G _{CACTLY} =2.5V 4MHz, 143mVp-p @ Sine Wave	+13.0	+15.0	+17.0	dB
Frequency Response(IN 2)	G _{fC}	7MHz/4MHz(143mVp-p @ Sine Wave)	-3.0	0	+3.0	dB

<Filter Characteristics>

L P F (YIN1)	G _{fY6M}	6MHz/100kHz, 100mVp-p @ Sine Wave	-1.0	0	-	dB
	G _{fY7.2M}	7.2MHz/100kHz, 100mVp-p @ Sine Wave	-1.5	0	-	dB
	G _{fY20M}	20MHz/100kHz, 100mVp-p @ Sine Wave	-	-30	-20	dB
	DL _Y	Group Delay : GD3MHz-GD6MHz	-	60	100	nsec
B P F (CIN1)	G _{fC±1M}	±1MHz/4MHz, 100mVp-p @ Sine Wave	-1.0	0	-	dB
	G _{fC±1.6M}	±1.6MHz/4MHz, 100mVp-p @ Sine Wave	-3.0	0	-	dB
	G _{fC100k}	500kHz/4MHz, 100mVp-p @ Sine Wave	-	-15	-10	dB
	G _{fC20M}	20MHz/4MHz, 100mVp-p @ Sine Wave	-	-25	-10	dB
	DL _C	Group Delay : GD3MHz-GD6MHz	-	60	90	nsec

<YC Delay>

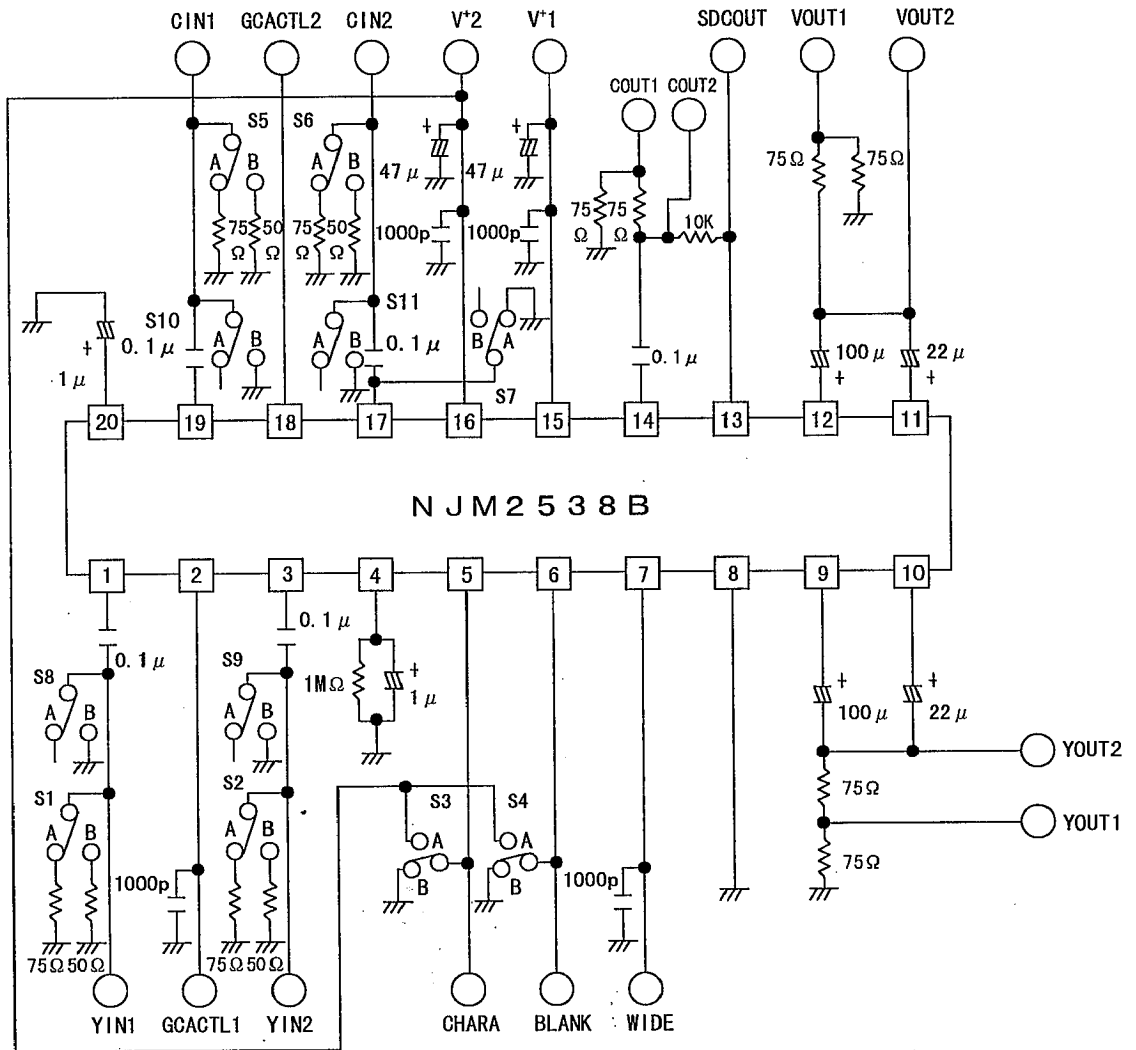
YC Delay	T _{YC}	T _{YOUT} - T _{COUT} at 4MHz	—	+25	—	nsec
----------	-----------------	---	---	-----	---	------

■ ELECTRICAL CHARACTERISTICS (Ta=25°C, V⁺1=4.8V, V⁺2=3.0V, R_L=150Ω)

PARAMETER	SYMBOL	TEST CONDITION	MIN.	TYP.	MAX.	UNIT
<YC Cross Talk>						
Cross Talk 1	CT1	Y _{IN1,2} →C _{OUT} 3.58MHz (Red Field Video Signal)	—	-40	—	dB
Cross Talk 2	CT2	C _{IN1,2} →Y _{OUT} 3.58MHz (Red Field Video Signal)	—	-40	—	dB
(S/N)						
Y Signal Output	SN _Y	Bandwidth 100kHz~6MHz, R _L =75Ω 100% White Video Signal.	—	-50	—	dB
V Signal Output	SN _V	Bandwidth 100kHz~6MHz, R _L =75Ω 100% White Video Signal.	—	-50	—	dB
C Signal Output	SN _{CAM}	Bandwidth 100kHz~500kHz, AM, R _L =75Ω Red Field Video Signal.	—	-58	—	dB
	SN _{CPM}	Bandwidth 100kHz~500kHz, PM, R _L =75Ω, Red Field Video Signal.	—	-53	—	dB
<Maximum Output Swing>						
Y-OUT	V _{OYM}	100kHz, Sine Wave, R _L =75Ω	1.2	—	—	Vp-p
V-OUT	V _{OVm}	100kHz, Sine Wave, R _L =75Ω	1.2	—	—	Vp-p
C-OUT	V _{OCM}	100kHz, Sine Wave, R _L =75Ω	1.08	—	—	Vp-p
<2nd. Distortion>						
Y, V Output	H _{Y, H_V}	3.58MHz (Red Field Video Signal)	—	-40	-25	dB
C Output	H _C	3.58MHz (Red Field Video Signal)	—	-40	-25	dB
<Super Impose>						
Word Level	V _{CHA}	VoltageSwing1 Vp-p:100IRE /SYNC:40IRE	70	80	95	IRE
Border Level	V _{SET}	VoltageSwing1 Vp-p:100IRE /SYNC:40IRE	0	5	18	IRE
<INCEL Control Signal>						
Low Level	V _{SL}	Low Level Voltage	GND	—	0.2	V
<Impose Control Signal>						
High Level	V _{CH}	High Level Voltage	1.4	—	3.0	V
Low Level	V _{CL}	Low Level Voltage	GND	—	0.6	V
<GCA Control Signal>						
GCACTLY	V _{GC1}	GCA Control Voltage	0.5	—	3.0	V
	V _{GL1}	MUTE Voltage	GND	—	0.3	V
GCACTLC	V _{GC2}	GCA Control Voltage	0.5	—	3.0	V
	V _{GL2}	Power Down Voltage	GND	—	0.3	V
<SDC>						
WIDE1	V _{SDC1}	WIDE→SDC Gain, WIDE=0.5~3.0V	5.5	6.0	6.5	dB
WIDE2	V _{SDC2}	SDC High impedance Voltage	—	—	0.3	V
Output Impedance	R _{SDC}	SDCOUT High Impedance	—	220	—	kΩ
Maximum Output Voltage	V _{SDC3}	R _L =110kΩ	4.0	—	—	V

NJM2538B

TEST CIRCUIT




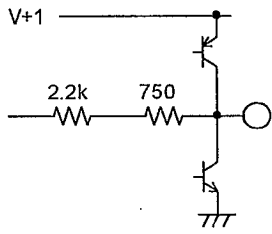
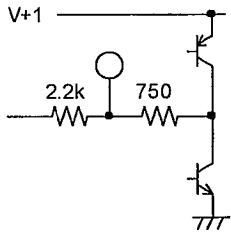
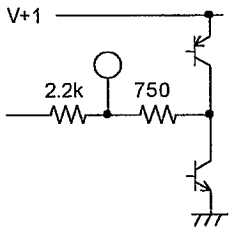
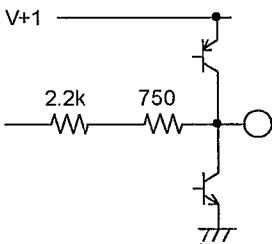
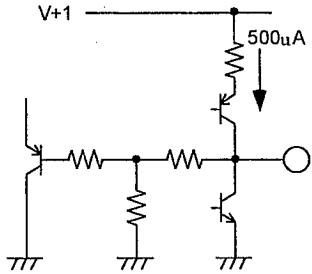
5

■ EQUIVALENT CIRCUIT

PIN No.	PIN NAME	FUNCTION	INSIDE EQUIVALENT CIRCUIT
1 3	YIN 1 YIN 2	Input terminal for Y signal.	
2	GCA CTL1/ MUTE	Control terminal for variable amplifier.	
4	CLAMP	Capacity terminal for clamp.	
5 6	CHARA BLANK	Input terminal for character signal.	
7	WIDE	Input terminal for DC Voltage.	

5

■ EQUIVALENT CIRCUIT

PIN No.	PIN NAME	FUNCTION	INSIDE EQUIVALENT CIRCUIT
8	GND	GND	
9	Y OUT	Output voltage for Y signal.	
10	Y SAG	SAG trimming terminal for Y signal.	
11	V SAG	SAG input terminal for composite video signal.	
12	V OUT	Output terminal for composite video signal.	
13	SDC OUT	SDC output terminal.	

■ EQUIVALENT CIRCUIT

PIN No.	PIN NAME	FUNCTION	INSIDE EQUIVALENT CIRCUIT
14	C OUT	Output terminal for color signal.	
15	V*1	Power terminal for 4.8V.	
16	V*2	Power terminal for 3V	
17 19	CIN 2/INSEL CIN 1	Input terminals for color signal.	
18	GCA CTL 2/ PWRSAVE	Control terminal for valuable gain amplifier.	
20	CLAMP REF	De-couple voltage terminal.	

5

MEMO

[CAUTION]

The specifications on this databook are only given for information , without any guarantee as regards either mistakes or omissions. The application circuits in this databook are described only to show representative usages of the product and not intended for the guarantee or permission of any right including the industrial rights.

SUNSTAR 商斯达实业集团是集研发、生产、工程、销售、代理经销、技术咨询、信息服务等为一体的高科技企业，是专业高科技电子产品生产厂家，是具有 10 多年历史的专业电子元器件供应商，是中国最早和最大的仓储式连锁规模经营大型综合电子零部件代理分销商之一，是一家专业代理和分销世界各大品牌 IC 芯片和电子元器件的连锁经营综合性国际公司，专业经营进口、国产名厂名牌电子元件，型号、种类齐全。在香港、北京、深圳、上海、西安、成都等全国主要电子市场设有直属分公司和产品展示展销窗口门市部专卖店及代理分销商，已在全国范围内建成强大统一的供货和代理分销网络。我们专业代理经销、开发生产电子元器件、集成电路、传感器、微波光电元器件、工控机/DOC/DOM 电子盘、专用电路、单片机开发、MCU/DSP/ARM/FPGA 软件硬件、二极管、三极管、模块等，是您可靠的一站式现货配套供应商、方案提供商、部件功能模块开发配套商。商斯达实业公司拥有庞大的资料库，有数位毕业于著名高校——有中国电子工业摇篮之称的西安电子科技大学（西军电）并长期从事国防尖端科技研究的高级工程师为您精挑细选、量身订做各种高科技电子元器件，并解决各种技术问题。

微波光电部专业代理经销高频、微波、光纤、光电元器件、组件、部件、模块、整机；电磁兼容元器件、材料、设备；微波 CAD、EDA 软件、开发测试仿真工具；微波、光纤仪器仪表。欢迎国外高科技微波、光纤厂商将优秀产品介绍到中国、共同开拓市场。长期大量现货专业批发高频、微波、卫星、光纤、电视、CATV 器件：晶振、VCO、连接器、PIN 开关、变容二极管、开关二极管、低噪晶体管、功率电阻及电容、放大器、功率管、MMIC、混频器、耦合器、功分器、振荡器、合成器、衰减器、滤波器、隔离器、环行器、移相器、调制解调器；光电子器件和组件：红外发射管、红外接收管、光电开关、光敏管、发光二极管和发光二极管组件、半导体激光二极管和激光器组件、光电探测器和光接收组件、光发射接收模块、光纤激光器和光放大器、光调制器、光开关、DWDM 用光发射和接收器件、用户接入系统光收发器件与模块、光纤连接器、光纤跳线/尾纤、光衰减器、光纤适配器、光隔离器、光耦合器、光环行器、光复用器/转换器；无线收发芯片和模组、蓝牙芯片和模组。

更多产品请看本公司产品专用销售网站：

商斯达中国传感器科技信息网：<http://www.sensor-ic.com/>

商斯达工控安防网：<http://www.pc-ps.net/>

商斯达电子元器件网：<http://www.sunstare.com/>

商斯达微波光电产品网：[HTTP://www.rfoe.net/](http://www.rfoe.net/)

商斯达消费电子产品网：<http://www.icasic.com/>

商斯达实业科技产品网：<http://www.sunstars.cn/> 微波元器件销售热线：

地址：深圳市福田区福华路福庆街鸿图大厦 1602 室

电话：0755-82884100 83397033 83396822 83398585

传真：0755-83376182 (0) 13823648918 MSN: SUNS8888@hotmail.com

邮编：518033 E-mail:szss20@163.com QQ: 195847376

深圳赛格展销部：深圳华强北路赛格电子市场 2583 号 电话：0755-83665529 25059422

技术支持：0755-83394033 13501568376

欢迎索取免费详细资料、设计指南和光盘；产品凡多，未能尽录，欢迎来电查询。

北京分公司：北京海淀区知春路 132 号中发电子大厦 3097 号

TEL: 010-81159046 82615020 13501189838 FAX: 010-62543996

上海分公司：上海市北京东路 668 号上海赛格电子市场 D125 号

TEL: 021-28311762 56703037 13701955389 FAX: 021-56703037

西安分公司：西安高新开发区 20 所(中国电子科技集团导航技术研究所)

西安劳动南路 88 号电子商城二楼 D23 号

TEL: 029-81022619 13072977981 FAX:029-88789382