

QUARTZ CRYSTAL OSCILLATOR

■ GENERAL DESCRIPTION

The NJU6324 series is a C-MOS quartz crystal oscillator which consists of an oscillation amplifier, 3-stage divider and 3-state output buffer.

The oscillation frequency is as wide as up to 50MHz and the symmetry of 45-55% is realized over full oscillation frequency range.

The oscillation amplifier incorporates feed-back resistance and oscillation capacitors(Cg, Cd), therefore, it requires no external component except quartz crystal.

The 3-stage divider generates f_o , $f_o/2$, $f_o/4$ and $f_o/8$ and only one frequency selected by internal circuits is output

The 3-state output buffer is C-MOS compatible and capable of 10 LSTTL driving.

■ PACKAGE OUTLINE

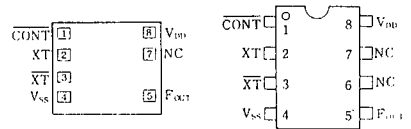


NJU6324XC



NJU6324XE

■ PIN CONFIGURATION/PAD LOCATION



■ FEATURES

- Operating Voltage -- 3.0~6.0V
- Maximum Oscillation Frequency -- 50MHz
- Low Operating Current
- High Fan-out -- LSTTL 10
- 3-state Output Buffer
- Selected Frequency Output (mask option)
Only one frequency out of f_o , $f_o/2$, $f_o/4$ and $f_o/8$ output
- Oscillation Capacitors Cg and Cd on-chip
- Oscillation and/or Output Stand-by Function
- Package Outline -- CHIP/EMP 8
- C-MOS Technology

■ COORDINATES

 Unit: μm

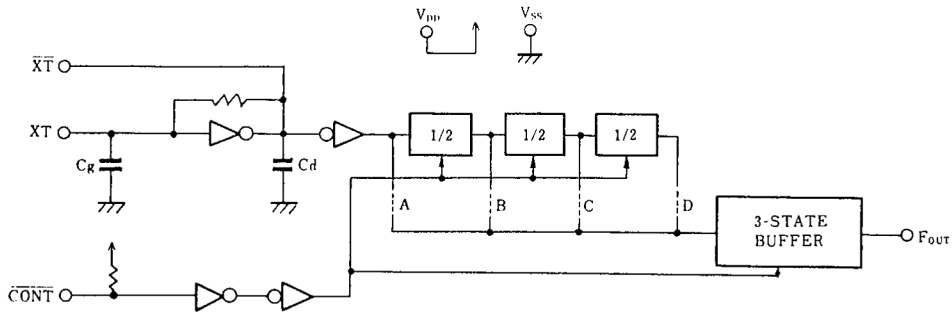
No.	PAD	X	Y
1	CONT	170	649
2	XT	170	483
3	XT	170	316
4	V _{SS}	170	143
5	F _{OUT}	1094	143
6	NC	-	-
7	NC	1094	462
8	V _{DD}	1094	649

Chip Size : 1.24 X 0.8mm
Chip Thickness : 400 μm ±30 μm

(Note) No. 6 and 7 terminals are only for package type information. There is No.7 PAD on the chip but no No.6.

■ LINE-UP TABLE

Type No.	Output Frequency	Cg	Cd
NJU6324L	f_o	23pF	23pF
NJU6324M	$f_o/2$	23pF	23pF
NJU6324N	$f_o/4$	23pF	23pF
NJU6324U	$f_o/8$	23pF	23pF

■ BLOCK DIAGRAM

4
■ TERMINAL DESCRIPTION

NO.	SYMBOL	F U N C T I O N
1	$\overline{\text{CONT}}$	3-State Output Control and Divider Reset
		Output (F_{OUT})
		H Output either one frequency from f_0 , $f_0/2$, $f_0/4$ and $f_0/8$
		L Output High Impedance and Divider Reset
2	XT	Quartz Crystal Connecting Terminals
3	$\overline{\text{XT}}$	
5	F_{OUT}	Output either one frequency from f_0 , $f_0/2$, $f_0/4$ and $f_0/8$
8	V_{DD}	+ 5V
4	V_{SS}	GND

■ ABSOLUTE MAXIMUM RATINGS

 ($T_a=25^\circ\text{C}$)

P A R A M E T E R	S Y M B O L	R A T I N G S	U N I T
Supply Voltage	V_{DD}	-0.5 ~ 7.0	V
Input Voltage	V_{IN}	-0.5 ~ $V_{\text{DD}}+0.5$	V
Output Voltage	V_{O}	-0.5 ~ $V_{\text{DD}}+0.5$	V
Input Current	I_{IN}	± 10	mA
Output Current	I_{O}	± 25	mA
Power Dissipation (EMP)	P_{D}	200	mW
Operating Temperature Range	T_{opr}	-40 ~ + 85	$^\circ\text{C}$
Storage Temperature Range	T_{stg}	-65 ~ +150	$^\circ\text{C}$

(Note) Decoupling capacitor should be connected between V_{DD} and V_{SS} due to the stabilized operation for the circuit.

■ ELECTRICAL CHARACTERISTICS

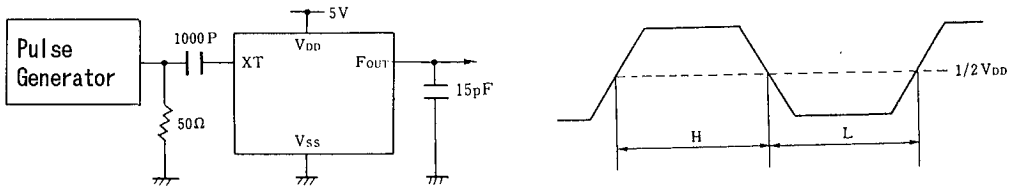
(Ta=25°C, V_{DD}=5V)

PARAMETER	SYMBOL	CONDITIONS	MIN	TYP	MAX	UNIT
Operating Voltage	V _{DD}		3		6	V
Operating Current	I _{DD}	f _{osc} =16MHz, No load			10	mA
Stand-by Current	I _{st}	$\overline{\text{CONT}}, \text{XT}=\text{V}_{\text{SS}}$, No load (Note)			1	μA
Input Voltage	V _{IH}		3.5		5.0	V
	V _{IL}		0		1.5	
Output Current	I _{OH}	V _{DD} =5V, V _{OH} =4.5V	4			mA
	I _{OL}	V _{DD} =5V, V _{OL} =0.5V	4			
Input Current	I _{IN}	$\overline{\text{CONT}}$ Terminal, $\overline{\text{CONT}}=\text{V}_{\text{SS}}$			400	μA
Internal Capacitor	C _g , Cd			23		pF
Max. Oscillation Freq.	f _{MAX}	V _{DD} =5V, C _L =15pF	50			MHz
Output Signal Symmetry	SYM	V _{DD} =5V, C _L =15pF at 1/2V _{DD}	45	50	55	%
Output Signal Rise Time	t _r	V _{DD} =5V, C _L =15pF, 10% - 90%			8	ns
Output Signal Fall Time	t _f	V _{DD} =5V, C _L =15pF, 90% - 10%			8	ns

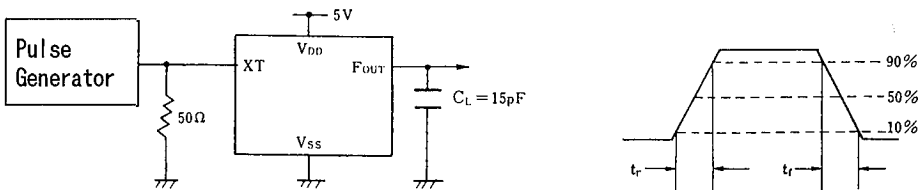
Note) Excluding input current on $\overline{\text{CONT}}$ terminal.

■ MEASUREMENT CIRCUITS

(1) Output Signal Symmetry (C_L=15pF)



(2) Output Signal Rise / Fall Time (C_L=15pF)



NJU6324 Series

MEMO

[CAUTION]

The specifications on this databook are only given for information, without any guarantee as regards either mistakes or omissions. The application circuits in this databook are described only to show representative usages of the product and not intended for the guarantee or permission of any right including the industrial rights.