

PHOTO REFLECTOR

■ GENERAL DESCRIPTION

The NJL5265K is super miniature, and super thin type photo reflector, which consist of high output red LED and high sensitive Si photo transistor.

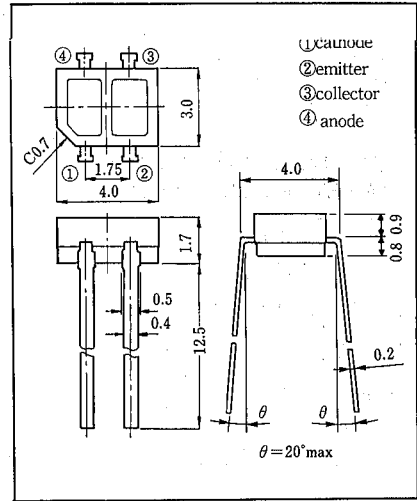
■ FEATURES

- Super miniature type
- High sensitivity, High S/N Ratio.
- Peak emitting wave length 660nm: It can detect even black ink which is permeated by the infrared light.

■ ABSOLUTE MAXIMUM RATINGS (Ta=25°C)

PARAMETER	SYMBOL	RATINGS	UNIT
Emitter			
Forward Current (Continuous)	I _F	30	mA
Reverse Voltage (Continuous)	V _R	4	V
Power Dissipation	P _D	75	mW
Detector			
Collector-Emitter Voltage	V _{CEO}	10	V
Emitter-Collector Voltage	V _{ECO}	6	V
Collector Current	I _C	20	mA
Collector Dissipation	P _C	75	mW
Coupler			
Total Power Dissipation	P _{tot}	100	mW
Operating Temperature	T _{opr}	-20~+85	°C
Storage Temperature	T _{stg}	-30~+100	°C
Soldering Temperature	T _{sol.}	260	°C
		(10sec. 1.5mm from body)	

■ OUTLINE (typ.) Unit: mm



■ ELECTRO-OPTICAL CHARACTERISTICS (Ta=25°C)

PARAMETER	SYMBOL	TEST CONDITION	MIN.	TYP.	MAX.	UNIT
Emitter						
Forward Voltage	V _F	I _F = 4mA	—	1.7	2.2	V
Reverse Current	I _R	V _R = 4V	—	—	100	μA
Peak Wavelength	λ _P	I _F = 20mA	—	660	—	nm
Detector						
Dark Current	I _{CEO}	V _{CE} = 20V	—	—	100	nA
Collector-Emitter Voltage	V _{CEO}	I _C = 100μA	10	—	—	V
Emitter-Collector Current	I _{ECO}	V _{ECO} = 6V	—	—	100	μA
Coupled						
Output Current	I _O	I _F = 4mA, V _{CE} = 2V, d = 0.7mm	8	—	50	μA
Operating Dark Current	I _{CEOD}	I _F = 4mA, V _{CE} = 2V	—	—	100	nA

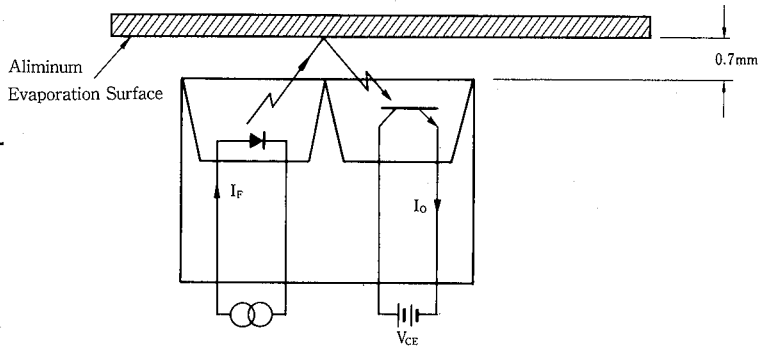
■ RANK OF OUTPUT CURRENT

RANK	A	B	C
I _O (μA)	50~23	29~13	17~8

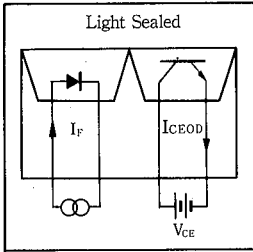
(note) : For quality improvement, this product is made on special specification. Please make an inquiry in advance in regard to desired long life in application, as there might be cases of restrictions for applying condition.

MEASURING SPECIFICATION FOR OUTPUT CURRENT

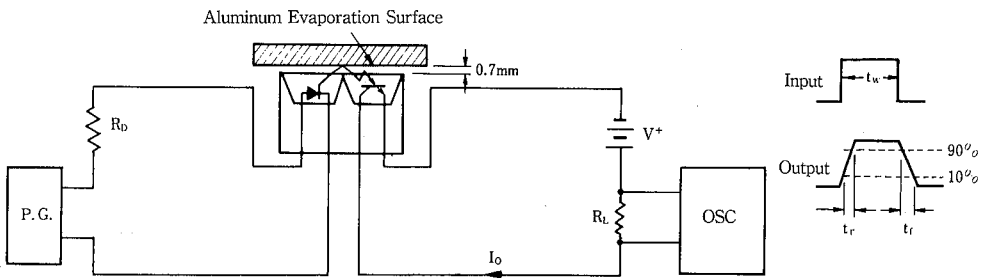
The Output Current can be measured when reflected at the aluminum evaporation mirror Aluminum



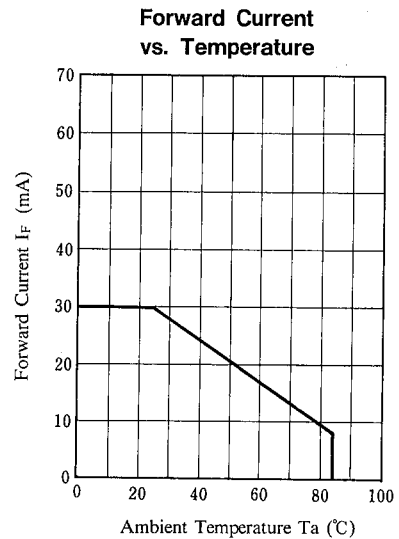
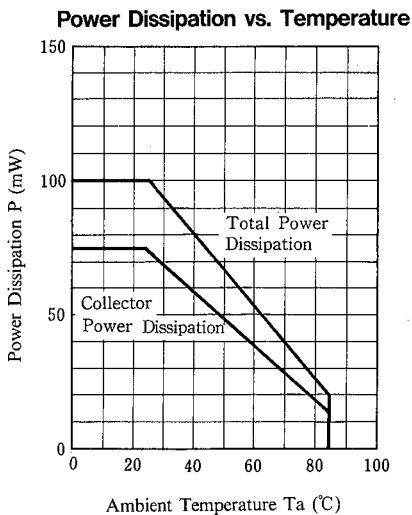
MEASURING CIRCUIT FOR OPERATING DARK CURRENT



MEASURING CIRCUIT FOR RESPONSE TIME



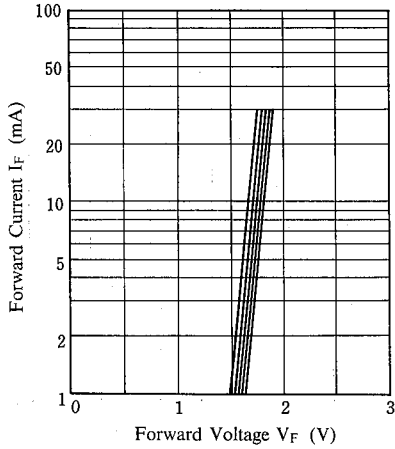
MAXIMUM RATING CURVES



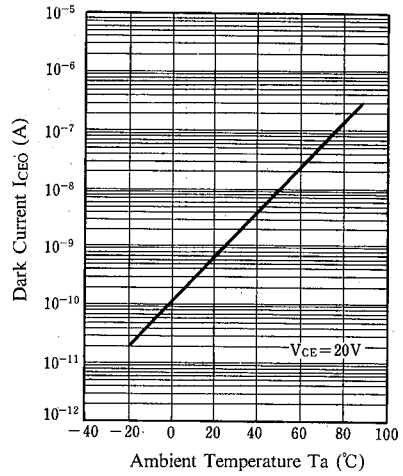
■ TYPICAL CHARACTERISTICS

Forward Current vs. Forward Voltage

($T_a = 75^\circ\text{C}, 50^\circ\text{C}, 25^\circ\text{C}, 0^\circ\text{C}, -20^\circ\text{C}$)

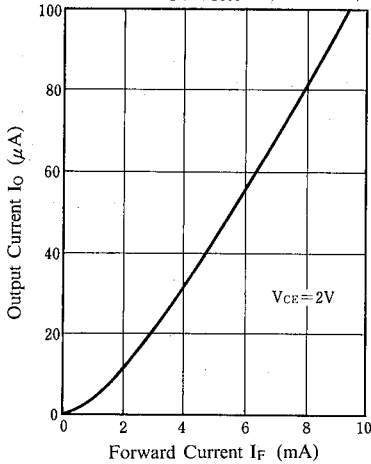


Dark Current vs. Temperature

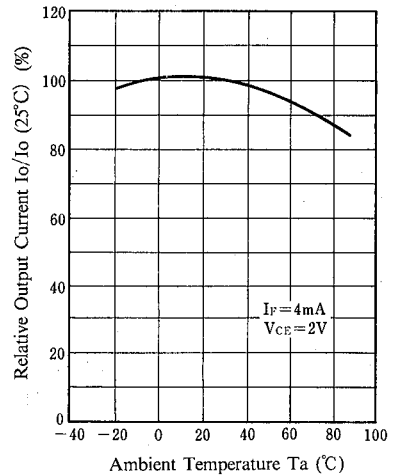


Output Current vs. Forward Current

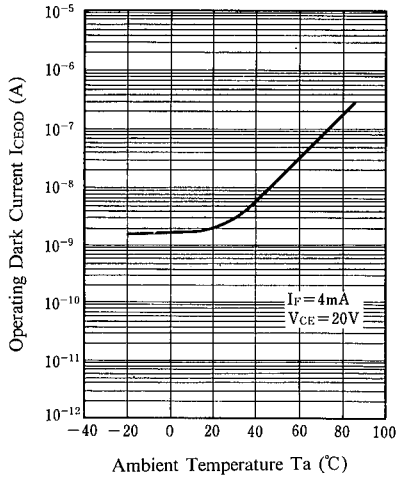
($T_a = 25^\circ\text{C}$)



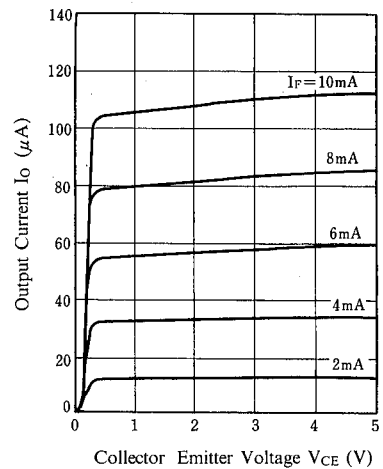
Output Current vs. Temperature



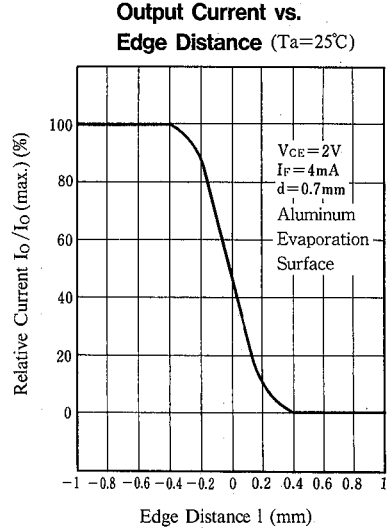
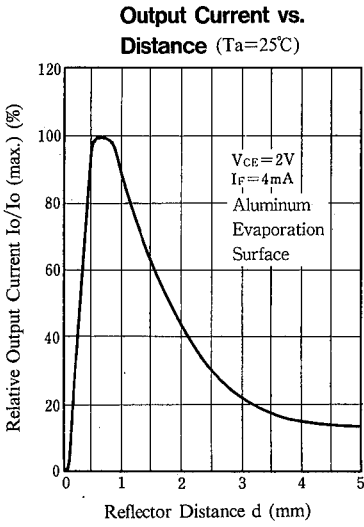
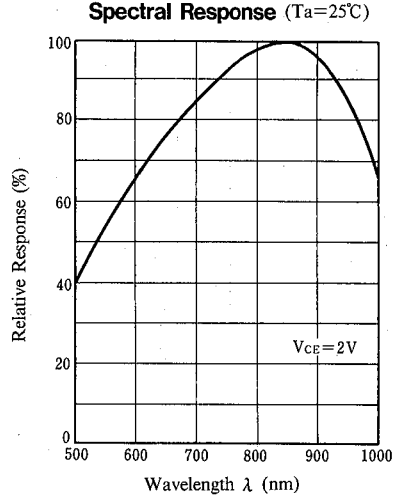
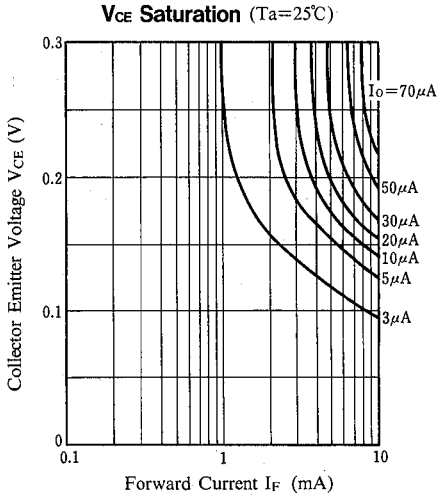
Operating Dark Current vs. Temperature



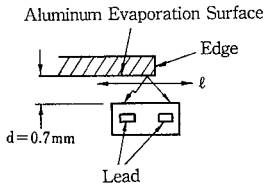
Output Characteristics ($T_a = 25^\circ\text{C}$)



2

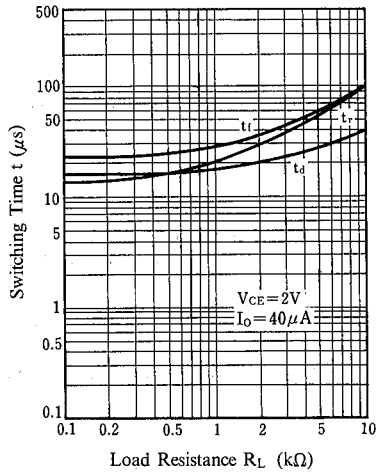


■ MEASURING SPECIFICATION FOR EDGE RESPONSE



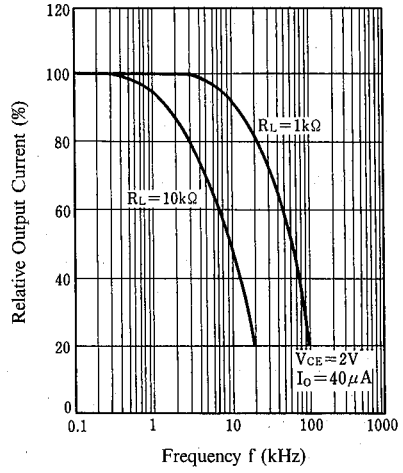
Switching Time vs. Load Resistance

($T_a=25^\circ\text{C}$)



Output Current vs. Frequency

($T_a=25^\circ\text{C}$)



2

PRECAUTION FOR HANDLING

1. Soldering

- 1) Avoid the reflow method and the solder to touch the body of the device during wave soldering. This is to prevent changes in optical characteristics of the device.
- 2) Recommended in Soldering

Temperature	Time Lead	Soldering Position
260°C maximum	less than 5 seconds	At least 1.5mm from body
- 3) Soldering is recommended to be done in as short period of the time as possible by controlling the temperature of the soldering iron or by the iron of less than 15 watts.
- 4) The resin gets softened right after soldered, so, the following care has to be taken.
 - Not to contact the lens surface to anything
 - Not to dip the device into water or any solvents
- 5) It is recommended not to solder when the leads or between the lead get pulled, depressed or twisted.
- 6) In the case of using rosin flux, be careful to avoid contact with the lens surface. If the lens is covered with the flux, the specified characteristics cannot be achieved.

2. Post Solder Cleaning

- 1) Organic solvents for flux removal like trichloroethylene, acetone, thinner etc, might attack the lens surface. It is preferable to use less reactive solvents, Methyl Alcohol, Isopropyle Alcohol.
- 2) Cleaning Operation

Cleaning Solvent Temperature : 35°C maximum
Dipping Time : 3 minute maximum

3. Attention in handling

- 1) Treat not to touch the lens surface.
- 2) Avoid dust and any other foreign materials(flux, paint, bonding material, etc)on the lens surface.
- 3) Never to apply reverse voltage(V_{EC}) of more than 6V on the photo transistor when measuring the characteristics or adjusting the system. If applied, it causes to lower the sensitivity.
- 4) When mounting, special care has to be taken on the mounting position and tilting of the device because it is very important to place the device to the optimum position to the object.

4. Storage

The leads are silver plated and they are discolored if the device is left open to the air for long after taken out of the envelope. It causes deterioration of soldering characteristics. Mount the device as short as possible after opening the envelope.

MEMO

[CAUTION]

The specifications on this databook are only given for information, without any guarantee as regards either mistakes or omissions. The application circuits in this databook are described only to show representative usages of the product and not intended for the guarantee or permission of any right including the industrial rights.

SUNSTAR 商斯达实业集团是集研发、生产、工程、销售、代理经销、技术咨询、信息服务等为一体的高科技企业，是专业高科技电子产品生产厂家，是具有 10 多年历史的专业电子元器件供应商，是中国最早和最大的仓储式连锁规模经营大型综合电子零部件代理分销商之一，是一家专业代理和分销世界各大品牌 IC 芯片和电子元器件的连锁经营综合性国际公司，专业经营进口、国产名厂名牌电子元件，型号、种类齐全。在香港、北京、深圳、上海、西安、成都等全国主要电子市场设有直属分公司和产品展示展销窗口门市部专卖店及代理分销商，已在全国范围内建成强大统一的供货和代理分销网络。我们专业代理经销、开发生产电子元器件、集成电路、传感器、微波光电元器件、工控机/DOC/DOM 电子盘、专用电路、单片机开发、MCU/DSP/ARM/FPGA 软件硬件、二极管、三极管、模块等，是您可靠的一站式现货配套供应商、方案提供商、部件功能模块开发配套商。商斯达实业公司拥有庞大的资料库，有数位毕业于著名高校——有中国电子工业摇篮之称的西安电子科技大学（西军电）并长期从事国防尖端科技研究的高级工程师为您精挑细选、量身订做各种高科技电子元器件，并解决各种技术问题。

微波光电部专业代理经销高频、微波、光纤、光电元器件、组件、部件、模块、整机；电磁兼容元器件、材料、设备；微波 CAD、EDA 软件、开发测试仿真工具；微波、光纤仪器仪表。欢迎国外高科技微波、光纤厂商将优秀产品介绍到中国、共同开拓市场。长期大量现货专业批发高频、微波、卫星、光纤、电视、CATV 器件：晶振、VCO、连接器、PIN 开关、变容二极管、开关二极管、低噪晶体管、功率电阻及电容、放大器、功率管、MMIC、混频器、耦合器、功分器、振荡器、合成器、衰减器、滤波器、隔离器、环行器、移相器、调制解调器；光电子元件和组件：红外发射管、红外接收管、光电开关、光敏管、发光二极管和发光二极管组件、半导体激光二极管和激光器组件、光电探测器和光接收组件、光发射接收模块、光纤激光器和光放大器、光调制器、光开关、DWDM 用光发射和接收器件、用户接入系统光收发器件与模块、光纤连接器、光纤跳线/尾纤、光衰减器、光纤适配器、光隔离器、光耦合器、光环行器、光复用器/转换器；无线收发芯片和模组、蓝牙芯片和模组。

更多产品请看本公司产品专用销售网站：

商斯达中国传感器科技信息网：<http://www.sensor-ic.com/>

商斯达工控安防网：<http://www.pc-ps.net/>

商斯达电子元器件网：<http://www.sunstare.com/>

商斯达微波光电产品网：[HTTP://www.rfoe.net/](http://www.rfoe.net/)

商斯达消费电子产品网：<http://www.icasic.com/>

商斯达实业科技产品网：<http://www.sunstars.cn/> 微波元器件销售热线：

地址：深圳市福田区福华路福庆街鸿图大厦 1602 室

电话：0755-82884100 83397033 83396822 83398585

传真：0755-83376182 (0) 13823648918 MSN: SUNS8888@hotmail.com

邮编：518033 E-mail:szss20@163.com QQ: 195847376

深圳赛格展销部：深圳华强北路赛格电子市场 2583 号 电话：0755-83665529 25059422

技术支持：0755-83394033 13501568376

欢迎索取免费详细资料、设计指南和光盘；产品凡多，未能尽录，欢迎来电查询。

北京分公司：北京海淀区知春路 132 号中发电子大厦 3097 号

TEL: 010-81159046 82615020 13501189838 FAX: 010-62543996

上海分公司：上海市北京东路 668 号上海赛格电子市场 D125 号

TEL: 021-28311762 56703037 13701955389 FAX: 021-56703037

西安分公司：西安高新开发区 20 所(中国电子科技集团导航技术研究所)

西安劳动南路 88 号电子商城二楼 D23 号

TEL: 029-81022619 13072977981 FAX:029-88789382