

## **CHAPTER 1**

### **PACKAGE OVERVIEW**



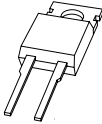



## Package overview

## Chapter 1

### PACKAGE OVERVIEW







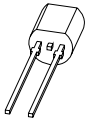
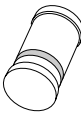
The following table contains a listing of discrete packages in ascending order. The list contains the description of the various packages with their 3-dimensional view and the page number on which the outline drawing can be found. Cross-references from the JEDEC and EIAJ numbers to the equivalent SOD/SOT numbers, where applicable, can be found after this table.

### PACKAGES IN ASCENDING ORDER OF SOD/SOT NUMBERS

OUTLINE	DESCRIPTION	3D VIEW (not to scale)	PAGE
SOD27	Hermetically sealed glass package; axial leaded; 2 leads		2 - 2
SOD57	Hermetically sealed glass package; axial leaded; 2 leads		2 - 2
SOD59	Plastic single-ended package; heatsink mounted; 1 mounting hole; 2-lead TO-220		2 - 3
SOD61A	Hermetically sealed glass package; axial leaded; 2 leads		2 - 4
SOD61AB to AK	Hermetically sealed glass package; axial leaded; 2 leads		2 - 5
SOD61AB2	Hermetically sealed glass package; axial leaded; 2 leads		2 - 6




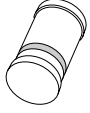

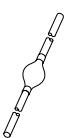
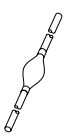
## Package overview

## Chapter 1

OUTLINE	DESCRIPTION	3D VIEW (not to scale)	PAGE
SOD61AC2	Hermetically sealed glass package; axial leaded; 2 leads		2 - 6
SOD61AD2	Hermetically sealed glass package; axial leaded; 2 leads		2 - 7
SOD61H2	Miniature hermetically sealed glass package; axial leaded; 2 leads		2 - 7
SOD64	Hermetically sealed glass package; axial leaded; 2 leads		2 - 8
SOD66	Hermetically sealed glass package; axial leaded; 2 leads		2 - 8
SOD68	Hermetically sealed glass package; axial leaded; 2 leads		2 - 9
SOD70	Plastic near cylindrical single-ended package; 2 in-line leads		2 - 10
SOD80C	Hermetically sealed glass surface mounted package; 2 connectors		2 - 11


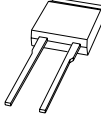
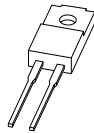



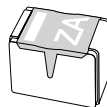
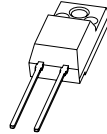
## Package overview

## Chapter 1

OUTLINE	DESCRIPTION	3D VIEW (not to scale)	PAGE
SOD81	Hermetically sealed glass package; Implotec™(1) technology; axial leaded; 2 leads		2 - 11
SOD83A	Hermetically sealed glass package; axial leaded; 2 leads		2 - 12
SOD83B	Hermetically sealed glass package; axial leaded; 2 leads		2 - 12
SOD87	Hermetically sealed glass surface mounted package; Implotec™(1) technology; 2 connectors		2 - 13
SOD88A	Hermetically sealed glass package; axial leaded; 2 leads		2 - 13
SOD88B	Hermetically sealed glass package; axial leaded; 2 leads		2 - 14
SOD89A	Hermetically sealed glass package; axial leaded; 2 leads		2 - 14
SOD89B	Hermetically sealed glass package; axial leaded; 2 leads		2 - 15

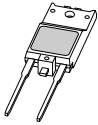





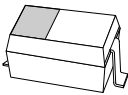
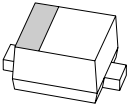
## Package overview

## Chapter 1

OUTLINE	DESCRIPTION	3D VIEW (not to scale)	PAGE
SOD91	Hermetically sealed glass package; Implotec™ <sup>(1)</sup> technology; axial leaded; 2 leads		2 - 15
SOD95	Plastic single-ended package; 2-lead low-profile TO-220		2 - 16
SOD100	Plastic single-ended package; isolated heatsink mounted; 1 mounting hole; 2-lead TO-220F exposed tabs		2 - 17
SOD106	Transfer-moulded thermo-setting plastic small rectangular surface mounted package; 2 connectors		2 - 18
SOD107A	Hermetically sealed plastic package; axial leaded; 2 leads		2 - 19
SOD107B	Hermetically sealed plastic package; axial leaded; 2 leads		2 - 19
SOD110	Very small ceramic rectangular surface mounted package		2 - 20
SOD113	Plastic single-ended package; isolated heatsink mounted; 1 mounting hole; 2-lead TO-220 'full pack'		2 - 21

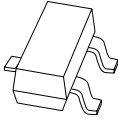
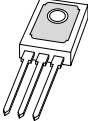
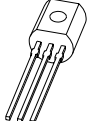
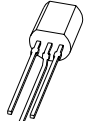
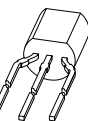
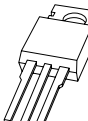
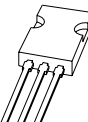
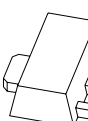
## Package overview

## Chapter 1

OUTLINE	DESCRIPTION	3D VIEW (not to scale)	PAGE
SOD117	Plastic single-ended through-hole package; mountable to heatsink; 1 mounting hole; 3 in-line leads (one lead cropped)		2 - 22
SOD118A	Hermetically sealed plastic package; axial leaded; 2 leads		2 - 23
SOD118B	Hermetically sealed plastic package; axial leaded; 2 leads		2 - 23
SOD119AB	Hermetically sealed glass package; axial leaded; 2 leads		2 - 24
SOD120	Hermetically sealed glass package; axial leaded; 2 leads		2 - 24
SOD121AB to AJ	Hermetically sealed glass package; axial leaded; 2 leads		2 - 25
SOD323	Plastic surface mounted package; 2 leads		2 - 26
SOD523	Plastic surface mounted package; 2 leads		2 - 27

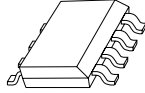
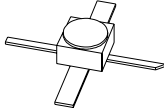
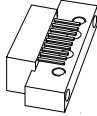
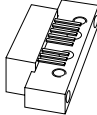
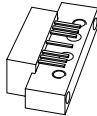
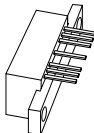


## Package overview

## Chapter 1

OUTLINE	DESCRIPTION	3D VIEW (not to scale)	PAGE
SOT23	Plastic surface mounted package; 3 leads		2 - 28
SOT32	Plastic single-ended leaded (through hole) package; mountable to heatsink, 1 mounting hole; 3 leads		2 - 29
SOT54	Plastic single-ended leaded (through hole) package; 3 leads		2 - 30
SOT54 variant	Plastic single-ended leaded (through hole) package; 3 leads (on-circle)		2 - 31
SOT54A	Plastic single-ended leaded (through hole) package; 3 leads (wide pitch)		2 - 32
SOT78	Plastic single-ended package; heatsink mounted; 1 mounting hole; 3-lead TO-220AB		2 - 33
SOT82	Plastic single-ended package; 3 leads (in-line)		2 - 34
SOT89	Plastic surface mounted package; collector pad for good heat transfer; 3 leads		2 - 35

## Package overview


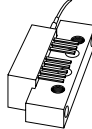
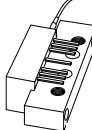
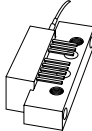
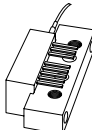


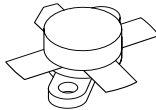
## Chapter 1

OUTLINE	DESCRIPTION	3D VIEW (not to scale)	PAGE
SOT96-1 (SO8)	Plastic small outline package; 8 leads; body width 3.9 mm		2 - 36
SOT100A	Surface mounted ceramic hermetic package; 4 leads		2 - 37
SOT115D	Rectangular single-ended package; aluminium flange; 2 vertical mounting holes; 2 x 6-32 UNC and 2 extra horizontal mounting holes; 9 gold-plated in-line leads		2 - 38
SOT115G	Rectangular single-ended package; aluminium flange; 2 vertical mounting holes; 2 x 6-32 UNC and 2 extra horizontal mounting holes; 8 gold-plated in-line leads		2 - 39
SOT115J	Rectangular single-ended package; aluminium flange; 2 vertical mounting holes; 2 x 6-32 UNC and 2 extra horizontal mounting holes; 7 gold-plated in-line leads		2 - 40
SOT115L	Rectangular single-ended package; aluminium flange; 2 vertical mounting holes; 7 gold-plated in-line leads		2 - 41
SOT115N	Rectangular single-ended package; aluminium flange; 2 vertical mounting holes; 2 x 6-32 UNC and 2 extra horizontal mounting holes; optical input with connector; 7 gold-plated in-line leads		2 - 42
SOT115P	Rectangular single-ended package; aluminium flange; 2 vertical mounting holes; 2 x 6-32 UNC and 2 extra horizontal mounting holes; optical input with connector; 7 gold-plated in-line leads		2 - 43



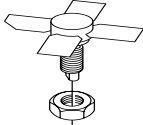
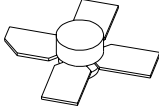
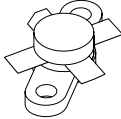
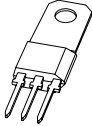

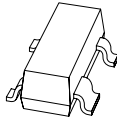
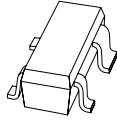
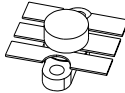
## Package overview

## Chapter 1

OUTLINE	DESCRIPTION	3D VIEW (not to scale)	PAGE
SOT115R	Rectangular single-ended package; aluminium flange; 2 vertical mounting holes; 2 x 6-32 UNC and 2 extra horizontal mounting holes; optical input with connector; 7 gold-plated in-line leads		2 - 44
SOT115T	Rectangular single-ended package; aluminium flange; 2 vertical mounting holes; 2 x 6-32 UNC and 2 extra horizontal mounting holes; optical input; 8 gold-plated in-line leads		2 - 45
SOT115U	Rectangular single-ended package; aluminium flange; 2 vertical mounting holes; 2 x 6-32 UNC and 2 extra horizontal mounting holes; optical input; 7 gold-plated in-line leads		2 - 46
SOT115V	Rectangular single-ended package; aluminium flange; 2 vertical mounting holes; 2 x 6-32 UNC and 2 extra horizontal mounting holes; optical input with connector; 7 gold-plated in-line leads		2 - 47
SOT115W	Rectangular single-ended package; aluminium flange; 2 vertical mounting holes; 2 x 6-32 UNC and 2 extra horizontal mounting holes; optical input with connector; 8 gold-plated in-line leads		2 - 48
SOT119A	Flanged ceramic package; 2 mounting holes; 6 leads		2 - 49
SOT120A	Studded ceramic package; 4 leads		2 - 50
SOT121B	Flanged ceramic package; 2 mounting holes; 4 leads		2 - 51

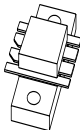
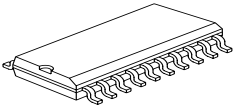
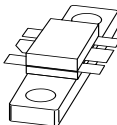
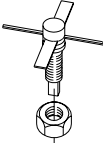
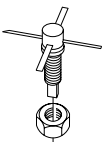
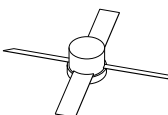
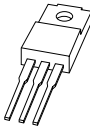
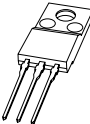
## Package overview

## Chapter 1

OUTLINE	DESCRIPTION	3D VIEW (not to scale)	PAGE
SOT122A	Studded ceramic package; 4 leads		2 - 52
SOT122D	Studless ceramic package; 4 leads		2 - 53
SOT123A	Flanged ceramic package; 2 mounting holes; 4 leads		2 - 54
SOT128B	Plastic single-ended leaded (through hole) package; with cooling fin, mountable to heatsink, 1 mounting hole; 3 leads (in-line)		2 - 55
SOT137-1 (SO24)	Plastic small outline package; 24 leads; body width 7.5 mm		2 - 56
SOT143B	Plastic surface mounted package; 4 leads		2 - 57
SOT143R	Plastic surface mounted package; reverse pinning; 4 leads		2 - 58
SOT160A	Flanged ceramic package; 2 mounting holes; 6 leads		2 - 59

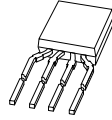
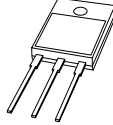
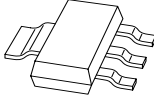
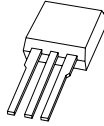
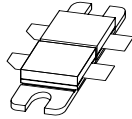
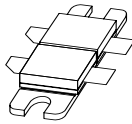
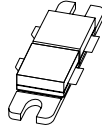
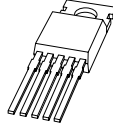
## Package overview

## Chapter 1

OUTLINE	DESCRIPTION	3D VIEW (not to scale)	PAGE
SOT161A	Flanged ceramic package; 2 mounting holes; 8 leads		2 - 60
SOT163-1 (SO20)	Plastic small outline package; 20 leads; body width 7.5 mm		2 - 61
SOT171A	Flanged ceramic package; 2 mounting holes; 6 leads		2 - 62
SOT172A1	Studded ceramic package; 4 leads		2 - 63
SOT172A2	Studded ceramic package; 4 leads		2 - 64
SOT172D	Studless ceramic package; 4 leads		2 - 65
SOT186	Plastic single-ended package; isolated heatsink mounted; 1 mounting hole; 3 lead TO-220 exposed tabs		2 - 66
SOT186A	Plastic single-ended package; isolated heatsink mounted; 1 mounting hole; 3 lead TO-220		2 - 67

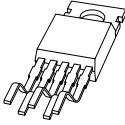
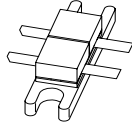
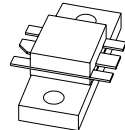
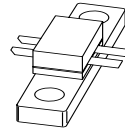
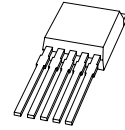
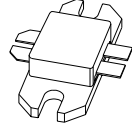
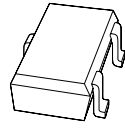
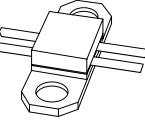
## Package overview

## Chapter 1

OUTLINE	DESCRIPTION	3D VIEW (not to scale)	PAGE
SOT195	Plastic single-ended flat package; 4 in-line leads		2 - 68
SOT199	Plastic single-ended package; heatsink mounted; 1 mounting hole; 3 leads (in-line)		2 - 69
SOT223	Plastic surface mounted package; collector pad for good heat transfer; 4 leads		2 - 70
SOT226	Plastic single-ended package; 3 lead low-profile TO-220		2 - 71
SOT262A1	Flanged double-ended ceramic package; 2 mounting holes; 4 leads		2 - 72
SOT262A2	Flanged double-ended ceramic package; 2 mounting holes; 4 leads		2 - 73
SOT262B	Flanged double-ended ceramic package; 2 mounting holes; 4 leads		2 - 74
SOT263	Plastic single-ended package; heatsink mounted; 1 mounting hole; 5-lead TO-220		2 - 75


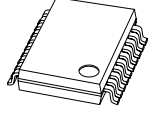
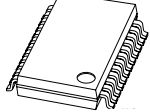
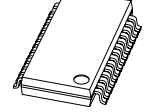
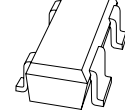
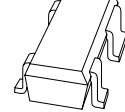
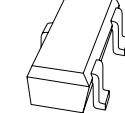
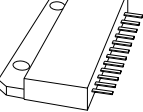
## Package overview

## Chapter 1

OUTLINE	DESCRIPTION	3D VIEW (not to scale)	PAGE
SOT263-01	Plastic single-ended package; heatsink mounted; 1 mounting hole; 5-lead TO-220 lead form option		2 - 76
SOT268A	Flanged double-ended ceramic package; 2 mounting holes; 4 leads		2 - 77
SOT273A	Flanged ceramic package; 2 mounting holes; 6 leads		2 - 78
SOT279A	Flanged double-ended ceramic package; 2 mounting holes; 4 leads		2 - 79
SOT281	Plastic single-ended package; 5-lead low-profile TO-220		2 - 80
SOT289A	Flanged ceramic package; 2 mounting holes; 4 leads		2 - 81
SOT323	Plastic surface mounted package; 3 leads		2 - 82
SOT324B	Flanged ceramic package; 2 mounting holes; 4 leads		2 - 83

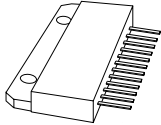
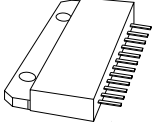
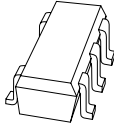
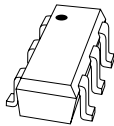
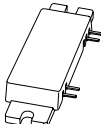
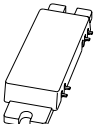
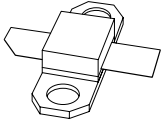
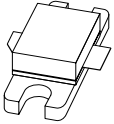
## Package overview

## Chapter 1

OUTLINE	DESCRIPTION	3D VIEW (not to scale)	PAGE
SOT338-1 (SSOP16)	Plastic shrink small outline package; 16 leads; body width 5.3 mm		2 - 84
SOT339-1 (SSOP20)	Plastic shrink small outline package; 20 leads; body width 5.3 mm		2 - 85
SOT340-1 (SSOP24)	Plastic shrink small outline package; 24 leads; body width 5.3 mm		2 - 86
SOT341-1 (SSOP28)	Plastic shrink small outline package; 28 leads; body width 5.3 mm		2 - 87
SOT343N	Plastic surface mounted package; 4 leads		2 - 88
SOT343R	Plastic surface mounted package; reverse pinning; 4 leads		2 - 89
SOT346	Plastic surface mounted package; 3 leads		2 - 90
SOT347	Ceramic single-ended flat package; heatsink mounted; 2 mounting holes; 12 in-line tin (Sn) plated leads		2 - 91

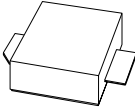
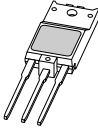
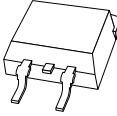
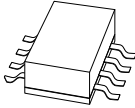
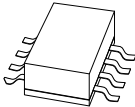
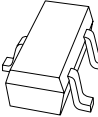

## Package overview

## Chapter 1

OUTLINE	DESCRIPTION	3D VIEW (not to scale)	PAGE
SOT347B	Ceramic single-ended flat package; heatsink mounted; 2 mounting holes; 12 in-line tin (Sn) plated leads		2 - 92
SOT347C	Ceramic single-ended flat package; heatsink mounted; 2 mounting holes; 12 in-line tin (Sn) plated leads		2 - 93
SOT353	Plastic surface mounted package; 5 leads		2 - 94
SOT363	Plastic surface mounted package; 6 leads		2 - 95
SOT365A	Plastic rectangular single-ended flat package; flange mounted; 2 mounting holes; 4 in-line leads		2 - 96
SOT365B	Plastic rectangular single-ended flat package; flange mounted; 2 mounting holes; 4 in-line leads		2 - 97
SOT390A	Flanged ceramic package; 2 mounting holes; 2 leads		2 - 98
SOT391A	Flanged ceramic package; 2 mounting holes; 2 leads		2 - 99

## Package overview

## Chapter 1

OUTLINE	DESCRIPTION	3D VIEW (not to scale)	PAGE
SOT391B	Flangeless ceramic package; 2 leads		2 - 100
SOT399	Plastic single-ended through-hole package; mountable to heatsink; 1 mounting hole; 3 in-line leads		2 - 101
SOT404	Plastic single-ended surface mounted package (Philips version of D <sup>2</sup> -PAK); 3 leads (one lead cropped)		2 - 102
SOT409A	Ceramic surface mounted package; 8 leads		2 - 103
SOT409B	Ceramic surface mounted package; 8 leads		2 - 104
SOT416	Plastic surface mounted package; 3 leads		2 - 105
SOT422A	Flanged hermetic ceramic package; 2 mounting holes; 2 leads		2 - 106



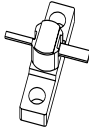
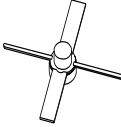
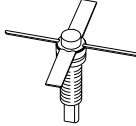
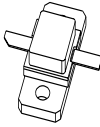
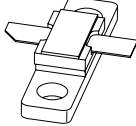
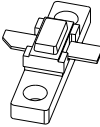
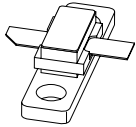
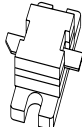
## Package overview

## Chapter 1

OUTLINE	DESCRIPTION	3D VIEW (not to scale)	PAGE
SOT423A	Flanged hermetic ceramic package; 2 mounting holes; 2 leads		2 - 107
SOT426	Plastic single-ended surface mounted package (Philips version of D <sup>2</sup> -PAK); 5 leads (one lead cropped)		2 - 108
SOT427	Plastic single-ended package (Philips version of D <sup>2</sup> -PAK); 7 leads (one lead cropped)		2 - 109
SOT428	Plastic single-ended surface mounted package (Philips version of D-PAK); 3 leads (one lead cropped)		2 - 110
SOT429	Plastic single-ended through-hole package; heatsink mounted; 1 mounting hole; 3 lead TO-247		2 - 111
SOT430	Plastic single-ended package; heatsink mounted; 1 mounting hole; 3 lead JUMBO TO-247		2 - 112
SOT437A	Flanged ceramic package; 2 mounting holes; 2 leads		2 - 113
SOT439A	Flanged hermetic ceramic package; 2 mounting holes; 2 leads		2 - 114

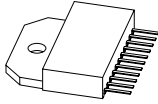
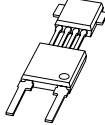
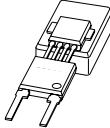
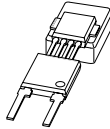
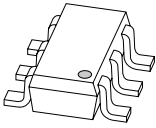
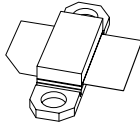
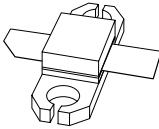
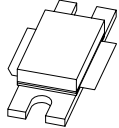
## Package overview

## Chapter 1

OUTLINE	DESCRIPTION	3D VIEW (not to scale)	PAGE
SOT440A	Flanged hermetic ceramic package; 2 mounting holes; 2 leads		2 - 115
SOT441A	Studless ceramic package; 4 leads		2 - 116
SOT442A	Studded ceramic package; 4 leads		2 - 117
SOT443A	Flanged hermetic ceramic package; 2 mounting holes; 2 leads		2 - 118
SOT445A	Flanged hermetic ceramic package; 2 mounting holes; 2 leads		2 - 119
SOT445B	Flanged hermetic ceramic package; 2 mounting holes; 2 leads		2 - 120
SOT445C	Flanged hermetic ceramic package; 2 mounting holes; 2 leads		2 - 121
SOT448A	Flanged hermetic ceramic package; 2 mounting holes; 2 leads		2 - 122

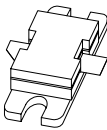
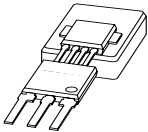

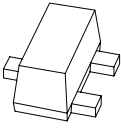
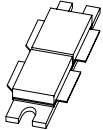
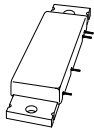
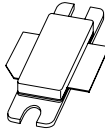
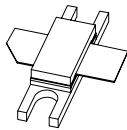
## Package overview

## Chapter 1

OUTLINE	DESCRIPTION	3D VIEW (not to scale)	PAGE
SOT451A	Ceramic single-ended flat package; heatsink mounted; 1 mounting hole; 11 in-line gold-metallized leads		2 - 123
SOT453A	Plastic single-ended combined package; magnetoresistive sensor element; bipolar IC; magnetized ferrite magnet (3.8 x 2 x 0.8 mm); 2 in-line leads		2 - 124
SOT453B	Plastic single-ended combined package; magnetoresistive sensor element; bipolar IC; magnetized ferrite magnet (8 x 8 x 4.5 mm); 2 in-line leads		2 - 125
SOT453C	Plastic single-ended combined package; magnetoresistive sensor element; bipolar IC; magnetized ferrite magnet (5.5 x 5.5 x 3 mm); 2 in-line leads		2 - 126
SOT457	Plastic surface mounted package; 6 leads		2 - 127
SOT460A	Flanged ceramic package; 2 mounting holes; 2 leads		2 - 128
SOT467A	Flanged LDMOST package; 2 mounting holes; 2 leads <b>Package under development<sup>(2)</sup></b>		2 - 129
SOT468A	Flanged ceramic (AlN) package; 2 mounting holes; 2 leads		2 - 130

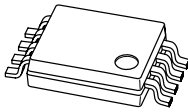
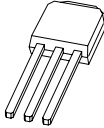
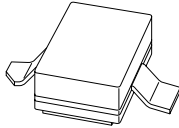
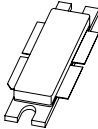
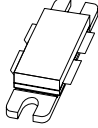
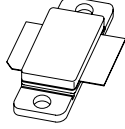
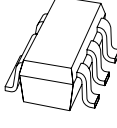
## Package overview

## Chapter 1

OUTLINE	DESCRIPTION	3D VIEW (not to scale)	PAGE
SOT473A	Flanged ceramic package; 2 mounting holes; 2 leads <b>Package under development<sup>(2)</sup></b>		2 - 131
SOT477B	Plastic single-ended combined package; magnetoresistive sensor element; bipolar IC; magnetized ferrite magnet (8 x 8 x 4.5 mm); 3 in-line leads		2 - 132
SOT482B	Leadless surface mounted package; plastic cap; 4 terminations		2 - 133
SOT490	Plastic surface mounted package; 3 leads		2 - 134
SOT494A	Flanged double-ended ceramic (AlN) package; 2 mounting holes; 4 leads <b>Package under development<sup>(2)</sup></b>		2 - 135
SOT501A	Plastic rectangular single-ended flat package; flange mounted; 2 mounting holes; 4 in-line leads		2 - 136
SOT502A	Flanged LDMOST package; 2 mounting holes; 2 leads <b>Package under development<sup>(2)</sup></b>		2 - 137
SOT504A	Flanged ceramic package; 2 mounting holes; 2 leads		2 - 138

## Package overview

## Chapter 1

OUTLINE	DESCRIPTION	3D VIEW (not to scale)	PAGE
SOT530-1 (TSSOP8)	Plastic thin shrink small outline package; 8 leads; body width 4.4 mm		2 - 139
SOT533	Plastic single-ended package (Philips version of I-PAK); 3 leads (in-line)		2 - 140
SOT538A	Ceramic surface mounted package; 2 leads <b>Package under development<sup>(2)</sup></b>		2 - 141
SOT539A	Flanged balanced LDMOST package; 2 mounting holes; 4 leads <b>Package under development<sup>(2)</sup></b>		2 - 142
SOT540A	Flanged balanced LDMOST package; 2 mounting holes; 4 leads <b>Package under development<sup>(2)</sup></b>		2 - 143
SOT541A	Flanged LDMOST package; 2 mounting holes; 2 leads <b>Package under development<sup>(2)</sup></b>		2 - 144
SOT551A	Plastic surface mounted package; 5 leads <b>Package under development<sup>(2)</sup></b>		2 - 145

**Notes**

1. Implotec is a trademark of Philips.
2. Philips Semiconductors reserves the right to make changes without notice.

## Package overview

## Chapter 1

**CROSS-REFERENCE FROM JEDEC TO SOD/SOT**

JEDEC	OUTLINE	PAGE
DO-34	SOD68	2 - 9
DO-35	SOD27	2 - 2
DO-41	SOD66	2 - 8
DO-214AC	SOD106	2 - 18
MO-150AC	SOT338-1 / SSOP16	2 - 84
MO-150AE	SOT339-1 / SSOP20	2 - 85
MO-150AG	SOT340-1 / SSOP24	2 - 86
MO-150AH	SOT341-1 / SSOP28	2 - 87
MO-153AA	SOT530-1 / SSOP28	2 - 139
MS-012AA	SOT96-1 / SO8	2 - 36
MS-013AC	SOT163-1	2 - 61
MS-013AD	SOT137-1 / SO24	2 - 56
TO-92	SOT54	2 - 30
TO-126	SOT32	2 - 29
TO-202AA	SOT128B	2 - 55
TO-220	SOD95	2 - 16
TO-220	SOT226	2 - 71
TO-220	SOT263	2 - 75
TO-220	SOT263-01	2 - 76
TO-220	SOT281	2 - 80
TO-220AB	SOT78	2 - 33
TO-220AC	SOD59	2 - 3
TO-220F	SOD100	2 - 17
TO-220F	SOD113	2 - 21
TO-220F	SOT186	2 - 66
TO-220F	SOT186A	2 - 67
TO-236	SOT346	2 - 90
TO-236AB	SOT23	2 - 28
TO-243	SOT89	2 - 35
TO-247	SOT429	2 - 111

**CROSS-REFERENCE FROM EIAJ TO SOD/SOT**

EIAJ	OUTLINE	PAGE
SC-40	SOD27	2 - 2
SC-43	SOT54	2 - 30
SC-46	SOT78	2 - 33
SC-53	SOT128B	2 - 55
SC-59	SOT346	2 - 90
SC-61B	SOT143R	2 - 58
SC-62	SOT89	2 - 35
SC-63	SOT428	2 - 110
SC-67	SOT186	2 - 66
SC-70	SOT323	2 - 82
SC-73	SOT223	2 - 70
SC-74	SOT457	2 - 127
SC-75	SOT416	2 - 105
SC-76	SOD323	2 - 26
SC-79	SOD523	2 - 27
SC-88	SOT363	2 - 95
SC-88A	SOT353	2 - 94
SC-89	SOT490	2 - 134

SUNSTAR 商斯达实业集团是集研发、生产、工程、销售、代理经销、技术咨询、信息服务等为一体的高科技企业，是专业高科技电子产品生产厂家，是具有 10 多年历史的专业电子元器件供应商，是中国最早和最大的仓储式连锁规模经营大型综合电子零部件代理分销商之一，是一家专业代理和分销世界各大品牌 IC 芯片和电子元器件的连锁经营综合性国际公司，专业经营进口、国产名厂名牌电子元件，型号、种类齐全。在香港、北京、深圳、上海、西安、成都等全国主要电子市场设有直属分公司和产品展示展销窗口门市部专卖店及代理分销商，已在全国范围内建成强大统一的供货和代理分销网络。我们专业代理经销、开发生产电子元器件、集成电路、传感器、微波光电元器件、工控机/DOC/DOM 电子盘、专用电路、单片机开发、MCU/DSP/ARM/FPGA 软件硬件、二极管、三极管、模块等，是您可靠的一站式现货配套供应商、方案提供商、部件功能模块开发配套商。商斯达实业公司拥有庞大的资料库，有数位毕业于著名高校——有中国电子工业摇篮之称的西安电子科技大学（西军电）并长期从事国防尖端科技研究的高级工程师为您精挑细选、量身订做各种高科技电子元器件，并解决各种技术问题。

微波光电部专业代理经销高频、微波、光纤、光电元器件、组件、部件、模块、整机；电磁兼容元器件、材料、设备；微波 CAD、EDA 软件、开发测试仿真工具；微波、光纤仪器仪表。欢迎国外高科技微波、光纤厂商将优秀产品介绍到中国、共同开拓市场。长期大量现货专业批发高频、微波、卫星、光纤、电视、CATV 器件：晶振、VCO、连接器、PIN 开关、变容二极管、开关二极管、低噪晶体管、功率电阻及电容、放大器、功率管、MMIC、混频器、耦合器、功分器、振荡器、合成器、衰减器、滤波器、隔离器、环行器、移相器、调制解调器；光电子器件和组件：红外发射管、红外接收管、光电开关、光敏管、发光二极管和发光二极管组件、半导体激光二极管和激光器组件、光电探测器和光接收组件、光发射接收模块、光纤激光器和光放大器、光调制器、光开关、DWDM 用光发射和接收器件、用户接入系统光收发器件与模块、光纤连接器、光纤跳线/尾纤、光衰减器、光纤适配器、光隔离器、光耦合器、光环行器、光复用器/转换器；无线收发芯片和模组、蓝牙芯片和模组。

更多产品请看本公司产品专用销售网站：

商斯达中国传感器科技信息网：<http://www.sensor-ic.com/>

商斯达工控安防网：<http://www.pc-ps.net/>

商斯达电子元器件网：<http://www.sunstare.com/>

商斯达微波光电产品网：[HTTP://www.rfoe.net/](http://www.rfoe.net/)

商斯达消费电子产品网：<http://www.icasic.com/>

商斯达实业科技产品网：<http://www.sunstars.cn/> 微波元器件销售热线：

地址：深圳市福田区福华路福庆街鸿图大厦 1602 室

电话：0755-82884100 83397033 83396822 83398585

传真：0755-83376182 (0) 13823648918 MSN: SUNS8888@hotmail.com

邮编：518033 E-mail:[szss20@163.com](mailto:szss20@163.com) QQ: 195847376

深圳赛格展销部：深圳华强北路赛格电子市场 2583 号 电话：0755-83665529 25059422

技术支持：0755-83394033 13501568376

欢迎索取免费详细资料、设计指南和光盘；产品凡多，未能尽录，欢迎来电查询。

北京分公司：北京海淀区知春路 132 号中发电子大厦 3097 号

TEL: 010-81159046 82615020 13501189838 FAX: 010-62543996

上海分公司：上海市北京东路 668 号上海赛格电子市场 D125 号

TEL: 021-28311762 56703037 13701955389 FAX: 021-56703037

西安分公司：西安高新开发区 20 所(中国电子科技集团导航技术研究所)

西安劳动南路 88 号电子商城二楼 D23 号

TEL: 029-81022619 13072977981 FAX:029-88789382