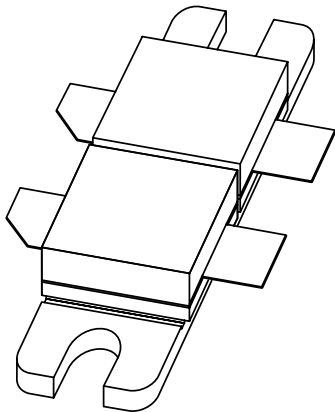


DATA SHEET



BLV862

UHF linear push-pull power
transistor

Product specification
Supersedes data of 1997 Oct 14

1999 Jun 25

UHF linear push-pull power transistor

BLV862

FEATURES

- Double stage internal input and output matching networks for an optimum wideband capability and high gain
- Polysilicon emitter ballasting resistors for an optimum temperature profile
- Gold metallization ensures excellent reliability.

APPLICATIONS

- Common emitter class-AB operation in output stages in bands 4 and 5 (470 to 860 MHz) television transmitter amplifiers (vision or sound).

DESCRIPTION

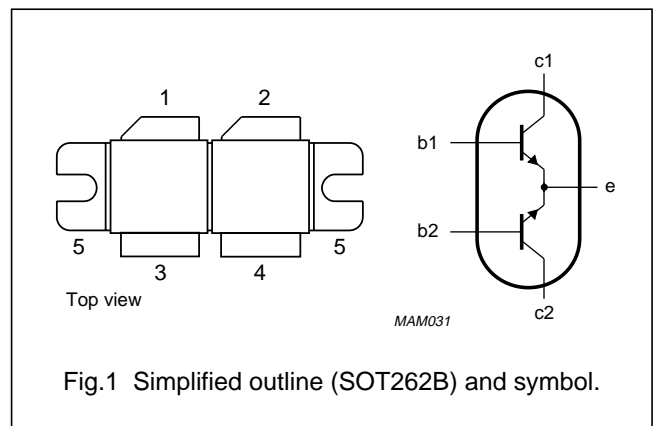
NPN silicon planar epitaxial transistor with two sections in push-pull configuration. The device is encapsulated in a SOT262B 4-lead rectangular flange package, with two ceramic caps.

PINNING

PIN	SYMBOL	DESCRIPTION
1	c1	collector 1; note 1
2	c2	collector 2; note 1
3	b1	base 1
4	b2	base 2
5	e	common emitter; note 2

Notes

1. Collectors 1 and 2 are connected together internally.
2. Common emitters are connected to the flange.



QUICK REFERENCE DATA

RF performance at $T_h = 25\text{ °C}$ in a common emitter push-pull test circuit.

MODE OF OPERATION	f (MHz)	V_{CE} (V)	P_L (W)	G_p (dB)	η_c (%)	ΔG_p (dB)
CW class-AB	860	28	150	≥ 8 typ. 9	≥ 45 typ. 52	≤ 1

WARNING

Product and environmental safety - toxic materials

This product contains beryllium oxide. The product is entirely safe provided that the BeO discs are not damaged. All persons who handle, use or dispose of this product should be aware of its nature and of the necessary safety precautions. After use, dispose of as chemical or special waste according to the regulations applying at the location of the user. It must never be thrown out with the general or domestic waste.

UHF linear push-pull power transistor

BLV862

LIMITING VALUES

In accordance with the Absolute Maximum Rating System (IEC 134).

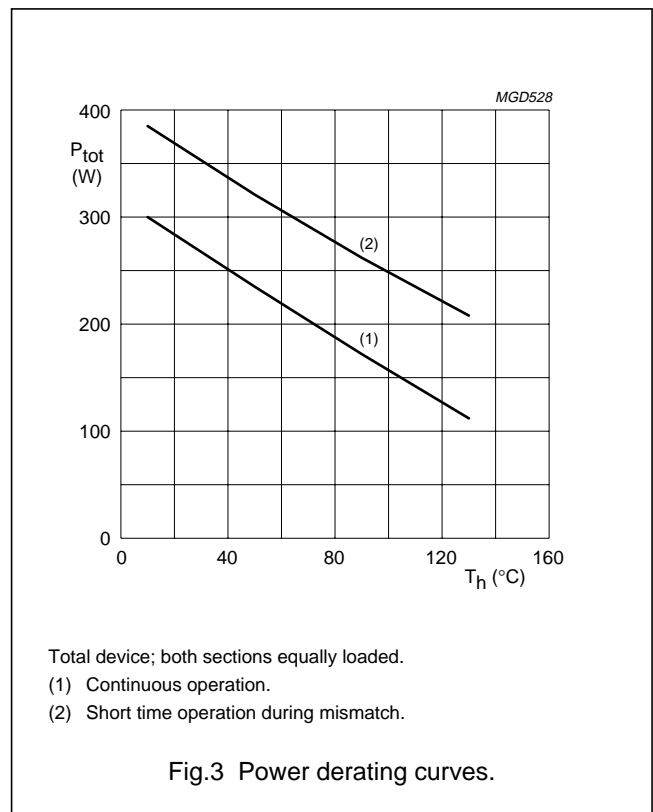
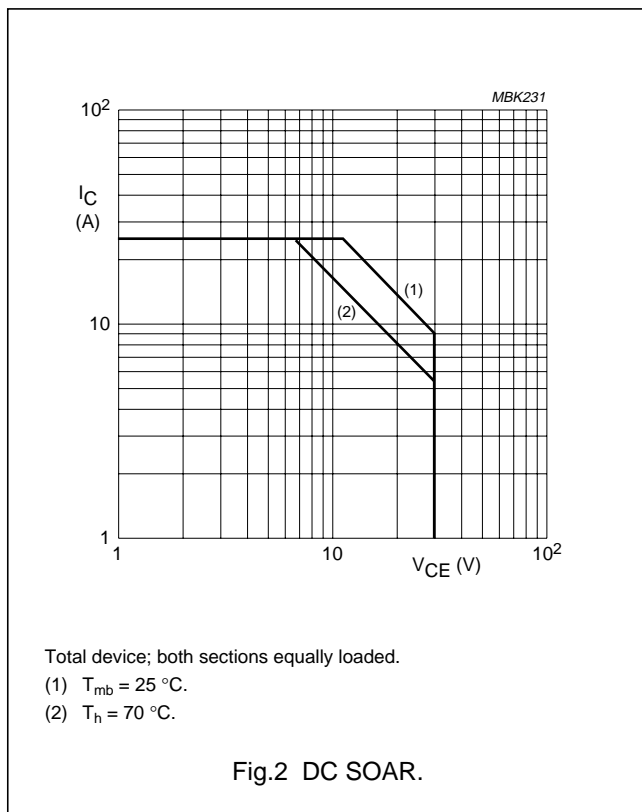
SYMBOL	PARAMETER	CONDITIONS	MIN.	MAX.	UNIT
V_{CBO}	collector-base voltage	open emitter	–	65	V
V_{CEO}	collector-emitter voltage	open base	–	30	V
V_{EBO}	emitter-base voltage	open collector	–	3	V
I_C	collector current (DC)		–	25	A
P_{tot}	total power dissipation	$T_{mb} = 25\text{ °C}$	–	350	W
T_{stg}	storage temperature		–65	+150	°C
T_j	operating junction temperature		–	200	°C

THERMAL CHARACTERISTICS

SYMBOL	PARAMETER	CONDITIONS	VALUE	UNIT
$R_{th\ j-mb}$	thermal resistance from junction to mounting base	$P_{tot} = 350\text{ W}$; note 1	0.5	K/W
$R_{th\ mb-h}$	thermal resistance from mounting base to heatsink	note 1	0.15	K/W

Note

1. Thermal resistance is determined under specified RF operating conditions.



UHF linear push-pull power transistor

BLV862

CHARACTERISTICSValues apply to either transistor section; $T_j = 25\text{ °C}$ unless otherwise specified.

SYMBOL	PARAMETER	CONDITIONS	MIN.	TYP.	MAX.	UNIT
$V_{(BR)CBO}$	collector-base breakdown voltage	$I_E = 0; I_C = 60\text{ mA}$	65	–	–	V
$V_{(BR)CEO}$	collector-emitter breakdown voltage	$I_B = 0; I_C = 150\text{ mA}$	30	–	–	V
$V_{(BR)EBO}$	emitter-base breakdown voltage	$I_E = 3\text{ mA}; I_C = 0$	3	–	–	V
I_{CBO}	collector-base leakage current	$V_{CB} = 28\text{ V}$	–	–	5	mA
h_{FE}	DC current gain	$I_C = 4.5\text{ A}; V_{CE} = 10\text{ V}$	30	–	140	–
Δh_{FE}	DC current gain ratio of both sections	$I_C = 4.5\text{ A}; V_{CE} = 10\text{ V}$	0.67	–	1.5	–
C_c	collector capacitance	$I_E = i_e = 0; V_{CE} = 28\text{ V};$ $f = 1\text{ MHz}; \text{note } 1$	–	75	–	pF

Note

- The value of C_c is that of the die only, it is not measurable because of the internal matching network.

APPLICATION INFORMATIONRF performance at $T_h = 25\text{ °C}$ in a common emitter push-pull class-AB test circuit; note 1.

MODE OF OPERATION	f (MHz)	V_{CE} (V)	I_{CQ} (A)	P_L (W)	G_p (dB)	η_c (%)	ΔG_p (dB)
CW class-AB	860	28	0.8	150	≥ 8 typ. 9	≥ 45 typ. 52	≤ 1

Note

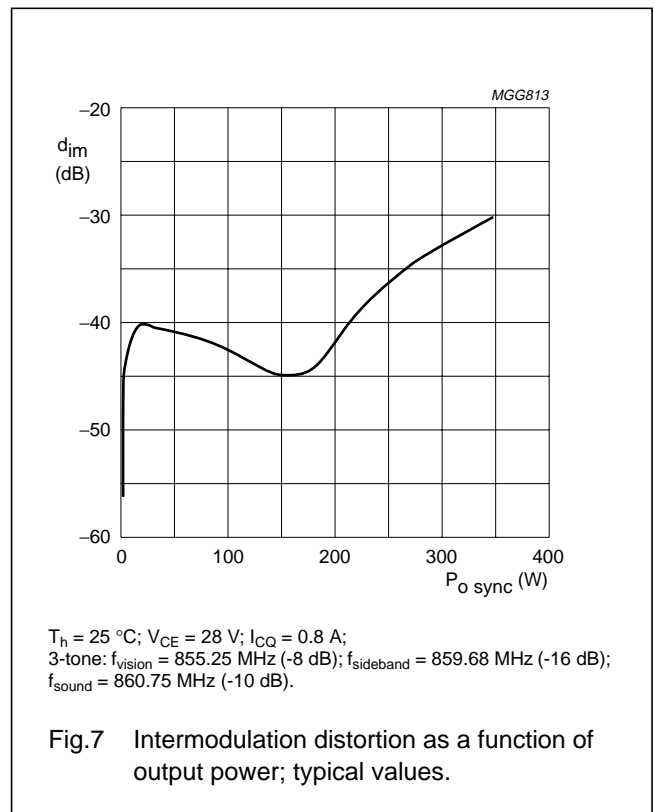
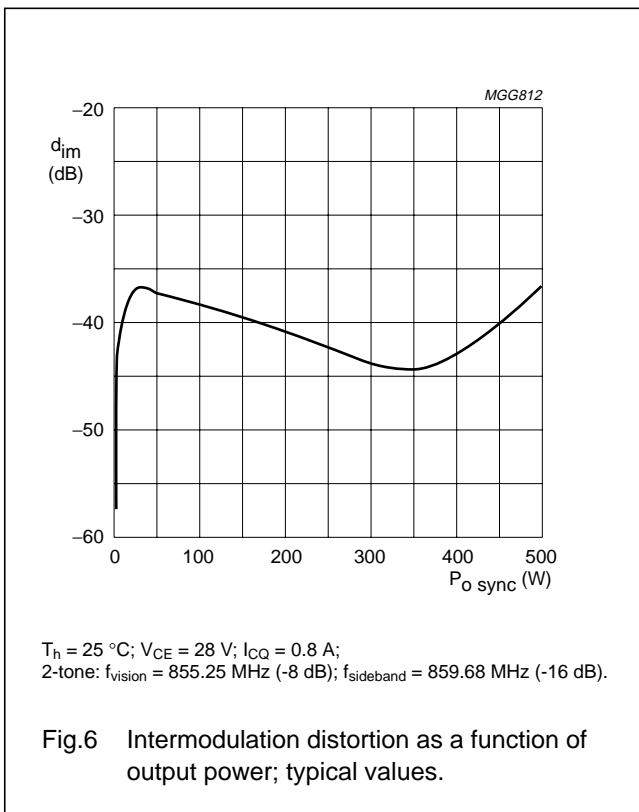
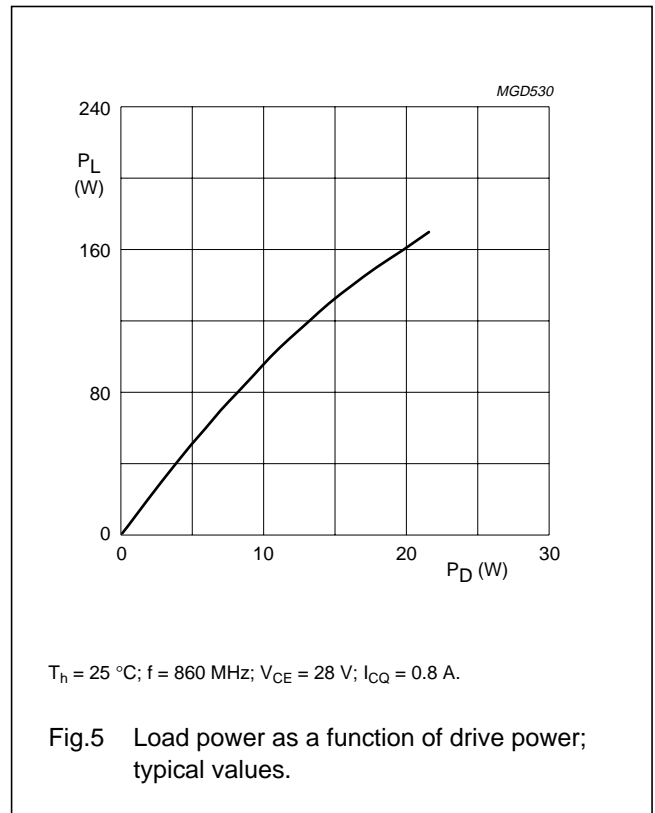
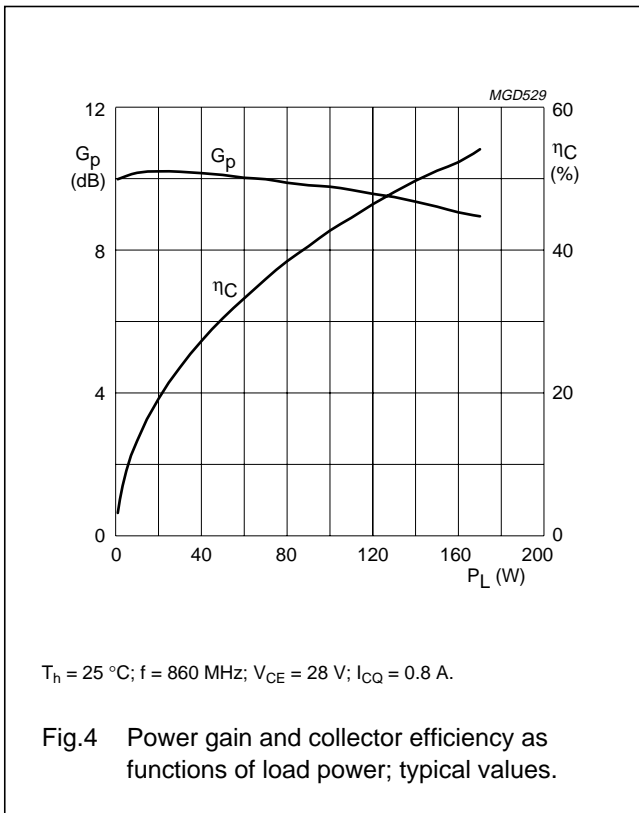
- See application note "AN98014 in handbook SC19b."

Ruggedness in class-AB operation

The BLV862 is capable of withstanding a load mismatch corresponding to $V_{SWR} = 2 : 1$ through all phases under the conditions: $T_h = 25\text{ °C}$; $f = 860\text{ MHz}$; $V_{CE} = 28\text{ V}$; $I_{CQ} = 0.8\text{ A}$; $P_L = 150\text{ W}$; $R_{th\text{ mb-h}} = 0.15\text{ K/W}$.

UHF linear push-pull power transistor

BLV862



UHF linear push-pull power transistor

BLV862

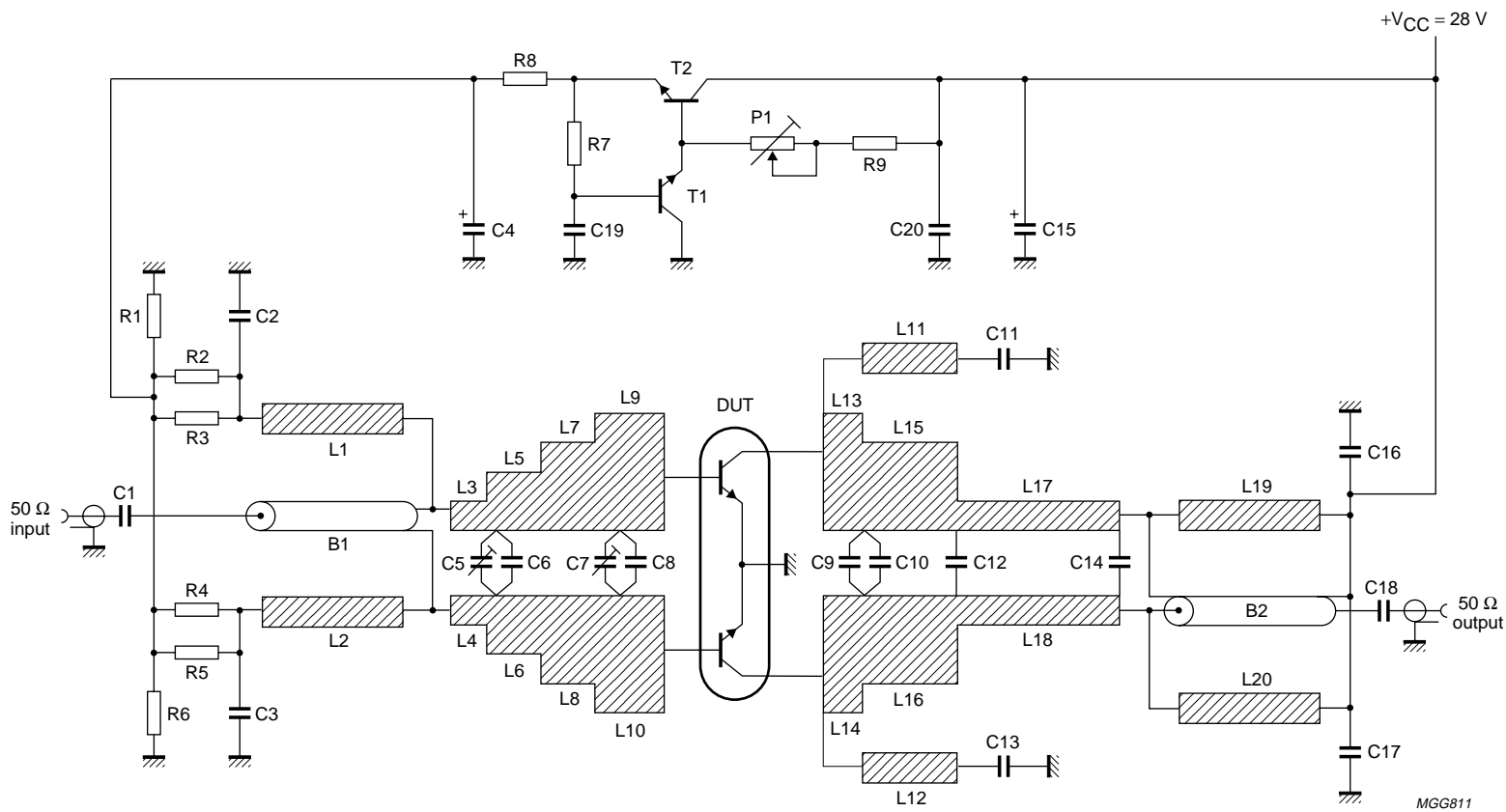
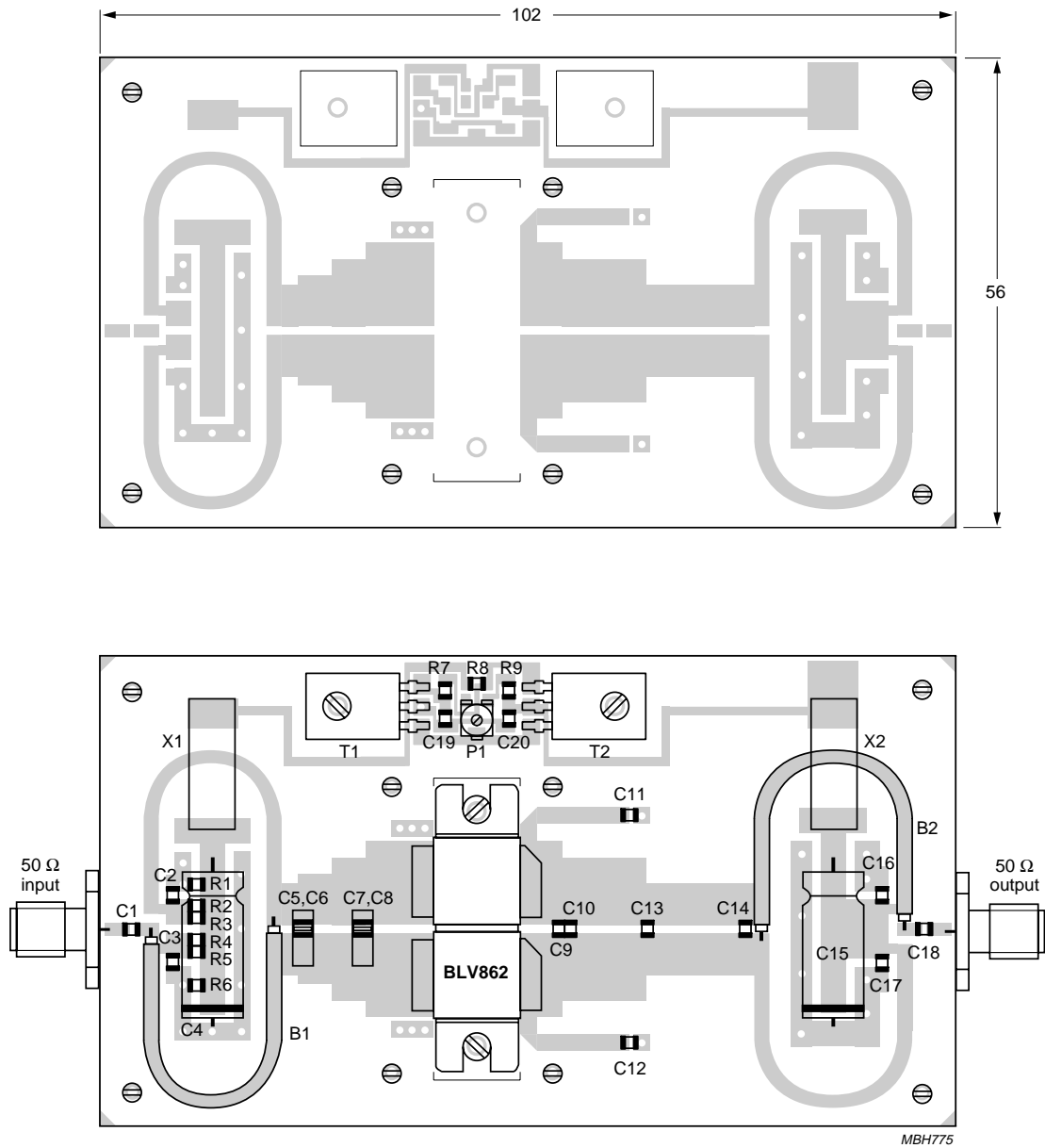


Fig.8 Class-AB test circuit at $f = 860$ MHz.

UHF linear push-pull power transistor

BLV862



MBH775

Dimensions in mm.

The components are situated on one side of the copper-clad PTFE-glass board (TLX8) from Taconic, the other side is unetched and serves as a ground plane. Earth connections from the component side to the ground plane are made by through metallization.

Fig.9 Printed-circuit board and component lay-out for the 860 MHz class-AB test circuit.

UHF linear push-pull power transistor

BLV862

List of components

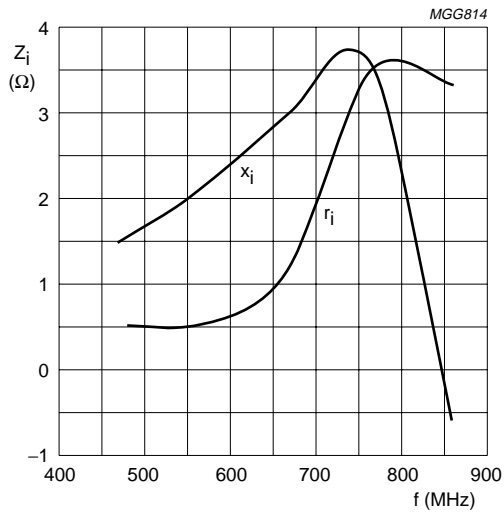
COMPONENT	DESCRIPTION	VALUE	DIMENSIONS	CATALOGUE No.
C1	multilayer ceramic chip capacitor; note 1	10 pF		
C2, C3	multilayer ceramic chip capacitor	1 nF		2222 852 47102
C4	solid aluminium capacitor	220 μ F; 16 V		2222 031 35221
C5, C7	Tekelec trimmer	1 to 5 pF		
C6, C8	multilayer ceramic chip capacitor; note 2	6.8 pF		
C9, C10	multilayer ceramic chip capacitor; note 3	10 pF		
C11, C13	multilayer ceramic chip capacitor; note 1	100 pF		
C12	multilayer ceramic chip capacitor; note 1	8.2 pF		
C14	multilayer ceramic chip capacitor; note 2	3.9 pF		
C15	solid aluminium capacitor	100 μ F; 40 V		2222 031 37101
C16, C17	multilayer ceramic chip capacitor	100 nF		2222 852 47104
C18	multilayer ceramic chip capacitor; note 1	22 pF		
C19	multilayer ceramic chip capacitor; note 1	100 pF		
C20	multilayer ceramic chip capacitor	15 nF		2222 852 47153
L1, L2	stripline; note 4		47 \times 1.8 mm	
L3, L4	stripline; note 4		2 \times 5 mm	
L5, L6	stripline; note 4		4 \times 6 mm	
L7, L8	stripline; note 4		4 \times 8 mm	
L9, L10	stripline; note 4		8.1 \times 10 mm	
L11, L12	stripline; note 4		15 \times 2 mm	
L13, L14	stripline; note 4		5 \times 10 mm	
L15, L16	stripline; note 4		10 \times 8 mm	
L17, L18	stripline; note 4		12.9 \times 5 mm	
L19, L20	stripline; note 4		48.7 \times 1.8 mm	
B1	semi rigid coax balun UT70-25	$Z = 25 \Omega \pm 1.5 \Omega$	47 mm	
B2	semi rigid coax balun UT70-25	$Z = 25 \Omega \pm 1.5 \Omega$	48.7 mm	
R1, R6	SMD resistor	100 Ω	0805	2122 118 03881
R2, R3, R4, R5, R8	SMD resistor	1 Ω	0805	2122 118 04562
R7	SMD resistor	47 Ω	0805	2122 118 04598
R9	SMD resistor	1.2 k Ω	0805	2122 118 04579
P1	potentiometer	4.7 k Ω		
X1, X2	copper ribbon hairpin			
T1, T2	NPN transistor	BD139		9330 912 20112

Notes

- American Technical Ceramics type 100A or capacitor of same quality.
- American Technical Ceramics type 100B or capacitor of same quality.
- American Technical Ceramics type 180R or capacitor of same quality.
- The striplines are on a double copper-clad printed-circuit board: PTFE-glass material (TLX8) from Taconic ($\epsilon_r = 2.55$); thickness 0.5 mm.

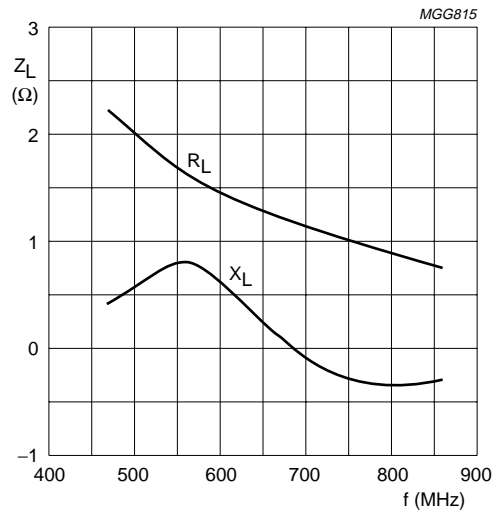
UHF linear push-pull power transistor

BLV862



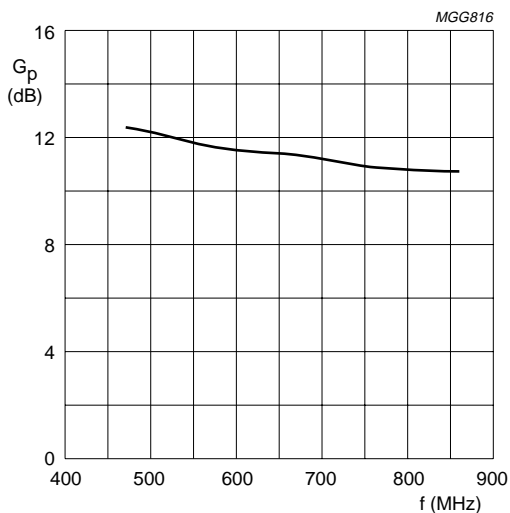
$T_h = 25\text{ }^\circ\text{C}$; $V_{CE} = 28\text{ V}$; $I_{CQ} = 0.8\text{ A}$; $P_L = 150\text{ W}$ (total device).

Fig. 10 Input impedance (per section) as function of frequency (series components); typical values.



$T_h = 25\text{ }^\circ\text{C}$; $V_{CE} = 28\text{ V}$; $I_{CQ} = 0.8\text{ A}$; $P_L = 150\text{ W}$ (total device).

Fig. 11 Load impedance (per section) as function of frequency (series components); typical values.



$T_h = 25\text{ }^\circ\text{C}$; $V_{CE} = 28\text{ V}$; $I_{CQ} = 0.8\text{ A}$; $P_L = 150\text{ W}$ (total device).

Fig. 12 Power gain as a function of frequency; typical values.

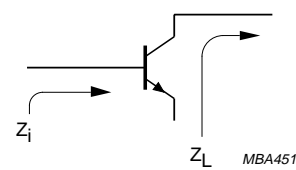


Fig. 13 Definition of transistor impedance.

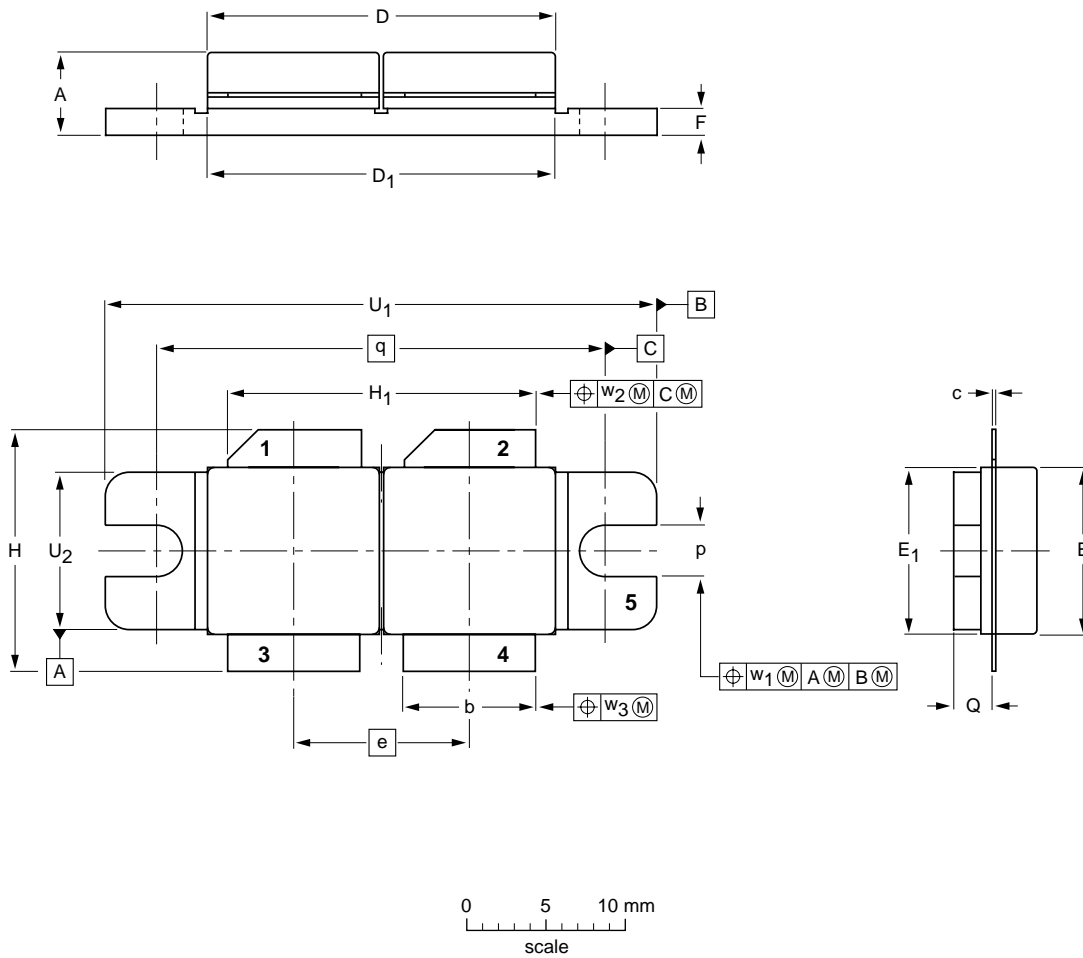
UHF linear push-pull power transistor

BLV862

PACKAGE OUTLINE

Flanged double-ended ceramic package; 2 mounting holes; 4 leads

SOT262B



DIMENSIONS (millimetre dimensions are derived from the original inch dimensions)

UNIT	A	b	c	D	D ₁	e	E	E ₁	F	H	H ₁	p	Q	q	U ₁	U ₂	w ₁	w ₂	w ₃
mm	5.39 4.62	8.51 8.25	0.16 0.10	22.17 21.46	21.98 21.71	11.05	10.27 10.05	10.29 10.03	1.78 1.52	15.49 14.99	19.69 19.17	3.28 3.02	2.47 2.20	27.94	34.17 33.90	9.91 9.65	0.25	0.51	0.25
inches	0.212 0.182	0.335 0.325	0.006 0.004	0.873 0.845	0.865 0.855	0.435	0.404 0.396	0.405 0.396	0.070 0.060	0.61 0.59	0.775 0.755	0.129 0.119	0.097 0.087	1.100	1.345 1.335	0.390 0.380	0.010	0.020	0.010

OUTLINE VERSION	REFERENCES			EUROPEAN PROJECTION	ISSUE DATE
	IEC	JEDEC	EIAJ		
SOT262B					99-03-29

UHF linear push-pull power transistor

BLV862

DEFINITIONS

Data Sheet Status	
Objective specification	This data sheet contains target or goal specifications for product development.
Preliminary specification	This data sheet contains preliminary data; supplementary data may be published later.
Product specification	This data sheet contains final product specifications.
Limiting values	
Limiting values given are in accordance with the Absolute Maximum Rating System (IEC 134). Stress above one or more of the limiting values may cause permanent damage to the device. These are stress ratings only and operation of the device at these or at any other conditions above those given in the Characteristics sections of the specification is not implied. Exposure to limiting values for extended periods may affect device reliability.	
Application information	
Where application information is given, it is advisory and does not form part of the specification.	

LIFE SUPPORT APPLICATIONS

These products are not designed for use in life support appliances, devices, or systems where malfunction of these products can reasonably be expected to result in personal injury. Philips customers using or selling these products for use in such applications do so at their own risk and agree to fully indemnify Philips for any damages resulting from such improper use or sale.

Philips Semiconductors – a worldwide company

Argentina: see South America

Australia: 34 Waterloo Road, NORTH RYDE, NSW 2113,
Tel. +61 2 9805 4455, Fax. +61 2 9805 4466

Austria: Computerstr. 6, A-1101 WIEN, P.O. Box 213,
Tel. +43 1 60 101 1248, Fax. +43 1 60 101 1210

Belarus: Hotel Minsk Business Center, Bld. 3, r. 1211, Volodarski Str. 6,
220050 MINSK, Tel. +375 172 20 0733, Fax. +375 172 20 0773

Belgium: see The Netherlands

Brazil: see South America

Bulgaria: Philips Bulgaria Ltd., Energoproject, 15th floor,
51 James Bourchier Blvd., 1407 SOFIA,
Tel. +359 2 68 9211, Fax. +359 2 68 9102

Canada: PHILIPS SEMICONDUCTORS/COMPONENTS,
Tel. +1 800 234 7381, Fax. +1 800 943 0087

China/Hong Kong: 501 Hong Kong Industrial Technology Centre,
72 Tat Chee Avenue, Kowloon Tong, HONG KONG,
Tel. +852 2319 7888, Fax. +852 2319 7700

Colombia: see South America

Czech Republic: see Austria

Denmark: Sydhavnsgade 23, 1780 COPENHAGEN V,
Tel. +45 33 29 3333, Fax. +45 33 29 3905

Finland: Sinikalliontie 3, FIN-02630 ESPOO,
Tel. +358 9 615 800, Fax. +358 9 6158 0920

France: 51 Rue Carnot, BP317, 92156 SURESNES Cedex,
Tel. +33 1 4099 6161, Fax. +33 1 4099 6427

Germany: Hammerbrookstraße 69, D-20097 HAMBURG,
Tel. +49 40 2353 60, Fax. +49 40 2353 6300

Hungary: see Austria

India: Philips INDIA Ltd, Band Box Building, 2nd floor,
254-D, Dr. Annie Besant Road, Worli, MUMBAI 400 025,
Tel. +91 22 493 8541, Fax. +91 22 493 0966

Indonesia: PT Philips Development Corporation, Semiconductors Division,
Gedung Philips, Jl. Buncit Raya Kav.99-100, JAKARTA 12510,
Tel. +62 21 794 0040 ext. 2501, Fax. +62 21 794 0080

Ireland: Newstead, Clonskeagh, DUBLIN 14,
Tel. +353 1 7640 000, Fax. +353 1 7640 200

Israel: RAPAC Electronics, 7 Kehilat Saloniki St, PO Box 18053,
TEL AVIV 61180, Tel. +972 3 645 0444, Fax. +972 3 649 1007

Italy: PHILIPS SEMICONDUCTORS, Piazza IV Novembre 3,
20124 MILANO, Tel. +39 02 67 52 2531, Fax. +39 02 67 52 2557

Japan: Philips Bldg 13-37, Kohnan 2-chome, Minato-ku,
TOKYO 108-8507, Tel. +81 3 3740 5130, Fax. +81 3 3740 5057

Korea: Philips House, 260-199 Itaewon-dong, Yongsan-ku, SEOUL,
Tel. +82 2 709 1412, Fax. +82 2 709 1415

Malaysia: No. 76 Jalan Universiti, 46200 PETALING JAYA, SELANGOR,
Tel. +60 3 750 5214, Fax. +60 3 757 4880

Mexico: 5900 Gateway East, Suite 200, EL PASO, TEXAS 79905,
Tel. +9-5 800 234 7381, Fax +9-5 800 943 0087

Middle East: see Italy

Netherlands: Postbus 90050, 5600 PB EINDHOVEN, Bldg. VB,
Tel. +31 40 27 82785, Fax. +31 40 27 88399

New Zealand: 2 Wagener Place, C.P.O. Box 1041, AUCKLAND,
Tel. +64 9 849 4160, Fax. +64 9 849 7811

Norway: Box 1, Manglerud 0612, OSLO,
Tel. +47 22 74 8000, Fax. +47 22 74 8341

Pakistan: see Singapore

Philippines: Philips Semiconductors Philippines Inc.,
106 Valero St. Salcedo Village, P.O. Box 2108 MCC, MAKATI,
Metro MANILA, Tel. +63 2 816 6380, Fax. +63 2 817 3474

Poland: Ul. Lukiska 10, PL 04-123 WARSZAWA,
Tel. +48 22 612 2831, Fax. +48 22 612 2327

Portugal: see Spain

Romania: see Italy

Russia: Philips Russia, Ul. Usatcheva 35A, 119048 MOSCOW,
Tel. +7 095 755 6918, Fax. +7 095 755 6919

Singapore: Lorong 1, Toa Payoh, SINGAPORE 319762,
Tel. +65 350 2538, Fax. +65 251 6500

Slovakia: see Austria

Slovenia: see Italy

South Africa: S.A. PHILIPS Pty Ltd., 195-215 Main Road Martindale,
2092 JOHANNESBURG, P.O. Box 58088 Newville 2114,
Tel. +27 11 471 5401, Fax. +27 11 471 5398

South America: Al. Vicente Pinzon, 173, 6th floor,
04547-130 SÃO PAULO, SP, Brazil,
Tel. +55 11 821 2333, Fax. +55 11 821 2382

Spain: Balmes 22, 08007 BARCELONA,
Tel. +34 93 301 6312, Fax. +34 93 301 4107

Sweden: Kottbygatan 7, Akalla, S-16485 STOCKHOLM,
Tel. +46 8 5985 2000, Fax. +46 8 5985 2745

Switzerland: Allmendstrasse 140, CH-8027 ZÜRICH,
Tel. +41 1 488 2741 Fax. +41 1 488 3263

Taiwan: Philips Semiconductors, 6F, No. 96, Chien Kuo N. Rd., Sec. 1,
TAIPEI, Taiwan Tel. +886 2 2134 2886, Fax. +886 2 2134 2874

Thailand: PHILIPS ELECTRONICS (THAILAND) Ltd.,
209/2 Sanpavuth-Bangna Road Prakanong, BANGKOK 10260,
Tel. +66 2 745 4090, Fax. +66 2 398 0793

Turkey: Yukari Dudullu, Org. San. Blg., 2.Cad. Nr. 28 81260 Umraniye,
ISTANBUL, Tel. +90 216 522 1500, Fax. +90 216 522 1813

Ukraine: PHILIPS UKRAINE, 4 Patrice Lumumba str., Building B, Floor 7,
252042 KIEV, Tel. +380 44 264 2776, Fax. +380 44 268 0461

United Kingdom: Philips Semiconductors Ltd., 276 Bath Road, Hayes,
MIDDLESEX UB3 5BX, Tel. +44 208 730 5000, Fax. +44 208 754 8421

United States: 811 East Arques Avenue, SUNNYVALE, CA 94088-3409,
Tel. +1 800 234 7381, Fax. +1 800 943 0087

Uruguay: see South America

Vietnam: see Singapore

Yugoslavia: PHILIPS, Trg N. Pasica 5/v, 11000 BEOGRAD,
Tel. +381 11 62 5344, Fax. +381 11 63 5777

For all other countries apply to: Philips Semiconductors,
International Marketing & Sales Communications, Building BE-p, P.O. Box 218,
5600 MD EINDHOVEN, The Netherlands, Fax. +31 40 27 24825

Internet: <http://www.semiconductors.philips.com>

© Philips Electronics N.V. 1999

SCA 66

All rights are reserved. Reproduction in whole or in part is prohibited without the prior written consent of the copyright owner.

The information presented in this document does not form part of any quotation or contract, is believed to be accurate and reliable and may be changed without notice. No liability will be accepted by the publisher for any consequence of its use. Publication thereof does not convey nor imply any license under patent- or other industrial or intellectual property rights.

Printed in The Netherlands

125002/05/pp12

Date of release: 1999 Jun 25

Document order number: 9397 750 05708

Let's make things better.

Philips
Semiconductors



PHILIPS

SUNSTAR 商斯达实业集团是集研发、生产、工程、销售、代理经销、技术咨询、信息服务等为一体的高科技企业，是专业高科技电子产品生产厂家，是具有 10 多年历史的专业电子元器件供应商，是中国最早和最大的仓储式连锁规模经营大型综合电子零部件代理分销商之一，是一家专业代理和分销世界各大品牌 IC 芯片和电子元器件的连锁经营综合性国际公司，专业经营进口、国产名厂名牌电子元件，型号、种类齐全。在香港、北京、深圳、上海、西安、成都等全国主要电子市场设有直属分公司和产品展示展销窗口门市部专卖店及代理分销商，已在全国范围内建成强大统一的供货和代理分销网络。我们专业代理经销、开发生产电子元器件、集成电路、传感器、微波光电元器件、工控机/DOC/DOM 电子盘、专用电路、单片机开发、MCU/DSP/ARM/FPGA 软件硬件、二极管、三极管、模块等，是您可靠的一站式现货配套供应商、方案提供商、部件功能模块开发配套商。商斯达实业公司拥有庞大的资料库，有数位毕业于著名高校——有中国电子工业摇篮之称的西安电子科技大学（西军电）并长期从事国防尖端科技研究的高级工程师为您精挑细选、量身订做各种高科技电子元器件，并解决各种技术问题。

微波光电部专业代理经销高频、微波、光纤、光电元器件、组件、部件、模块、整机；电磁兼容元器件、材料、设备；微波 CAD、EDA 软件、开发测试仿真工具；微波、光纤仪器仪表。欢迎国外高科技微波、光纤厂商将优秀产品介绍到中国、共同开拓市场。长期大量现货专业批发高频、微波、卫星、光纤、电视、CATV 器件：晶振、VCO、连接器、PIN 开关、变容二极管、开关二极管、低噪晶体管、功率电阻及电容、放大器、功率管、MMIC、混频器、耦合器、功分器、振荡器、合成器、衰减器、滤波器、隔离器、环行器、移相器、调制解调器；光电子元件和组件：红外发射管、红外接收管、光电开关、光敏管、发光二极管和发光二极管组件、半导体激光二极管和激光器组件、光电探测器和光接收组件、光发射接收模块、光纤激光器和光放大器、光调制器、光开关、DWDM 用光发射和接收器件、用户接入系统光收发器件与模块、光纤连接器、光纤跳线/尾纤、光衰减器、光纤适配器、光隔离器、光耦合器、光环行器、光复用器/转换器；无线收发芯片和模组、蓝牙芯片和模组。

更多产品请看本公司产品专用销售网站：

商斯达中国传感器科技信息网：<http://www.sensor-ic.com/>

商斯达工控安防网：<http://www.pc-ps.net/>

商斯达电子元器件网：<http://www.sunstare.com/>

商斯达微波光电产品网：[HTTP://www.rfoe.net/](http://www.rfoe.net/)

商斯达消费电子产品网：<http://www.icasic.com/>

商斯达实业科技产品网：<http://www.sunstars.cn/> 微波元器件销售热线：

地址：深圳市福田区福华路福庆街鸿图大厦 1602 室

电话：0755-82884100 83397033 83396822 83398585

传真：0755-83376182 (0) 13823648918 MSN: SUNS8888@hotmail.com

邮编：518033 E-mail:szss20@163.com QQ: 195847376

深圳赛格展销部：深圳华强北路赛格电子市场 2583 号 电话：0755-83665529 25059422

技术支持：0755-83394033 13501568376

欢迎索取免费详细资料、设计指南和光盘；产品凡多，未能尽录，欢迎来电查询。

北京分公司：北京海淀区知春路 132 号中发电子大厦 3097 号

TEL: 010-81159046 82615020 13501189838 FAX: 010-62543996

上海分公司：上海市北京东路 668 号上海赛格电子市场 D125 号

TEL: 021-28311762 56703037 13701955389 FAX: 021-56703037

西安分公司：西安高新开发区 20 所(中国电子科技集团导航技术研究所)

西安劳动南路 88 号电子商城二楼 D23 号

TEL: 029-81022619 13072977981 FAX:029-88789382